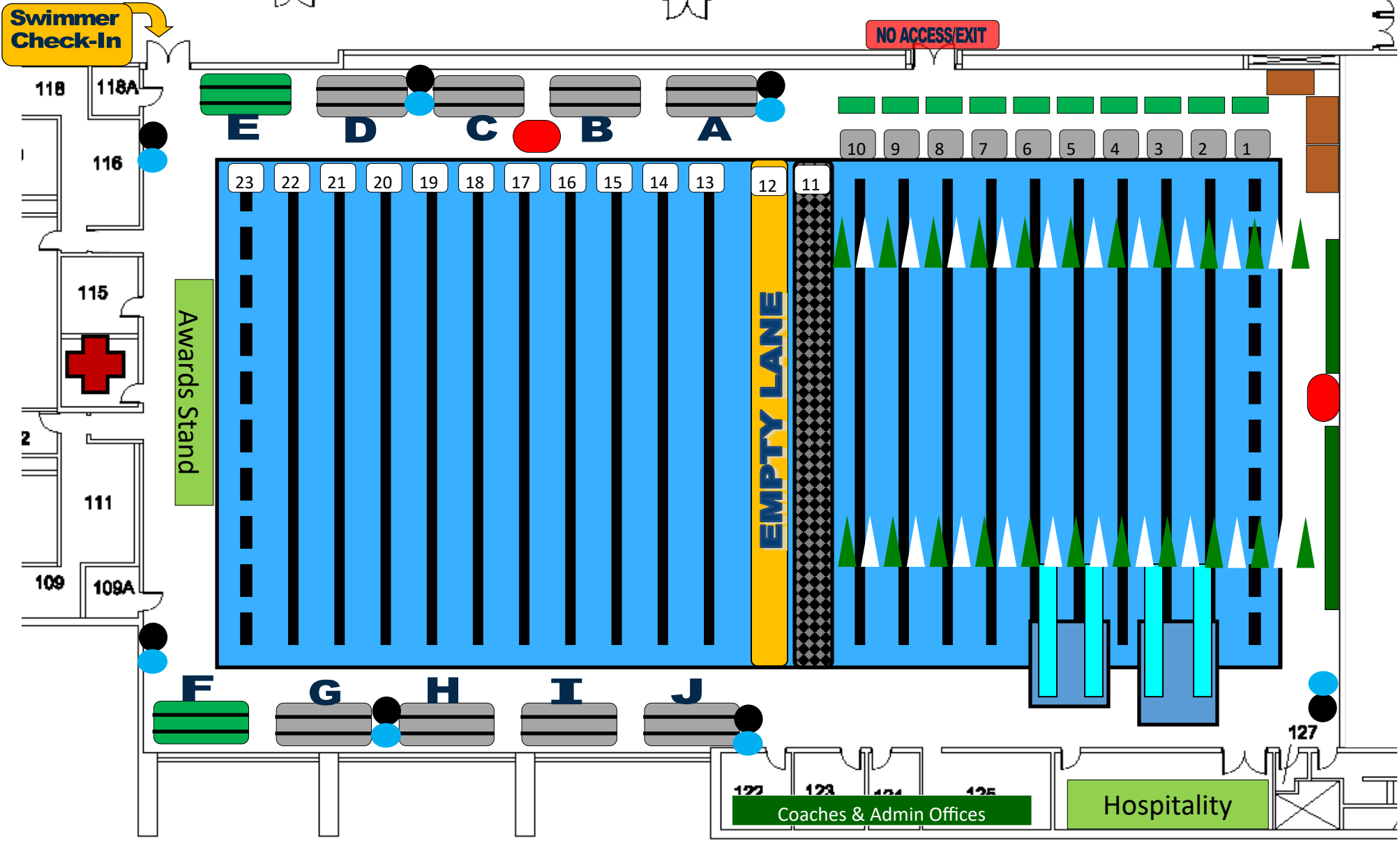










Ohio University Aquatic Center: OHSAA Districts



-  - Lifeguard Chair
-  - Coaches Chairs
-  - Portable Bleachers
-  - Large Trash Cans
-  - Event Admin Platform
-  - On Deck Seating
-  - Bulkhead
-  - Recycle Cans

Ohio University Aquatic Center - Site License

Warm-up Starts at 09:15 AM

Session: 1 2024 C-E-SE Division 1 **Boys** Swimming Finals

Day of Meet: 1 Starts at 10:30 AM

Total Athletes: 204 - Women: 0 - Men: 204

Warm-up counts include any individual qualifier plus any relay-only

Abbr	School	Total	Bleacher	9:15-9:45 Lanes	9:45-10:15 Lanes
ATV	Ashville Teays Valley	5	E	9,10	13, 14
COSC	Cols St Charles	17	B	3, 4	19, 20
DCO	Dublin Coffman	10	C	5, 6	17, 18
DHA	Delaware Hayes	8	D	7, 8	15, 16
DJER	Dublin Jerome	8	E	9,10	13, 14
DOB	Delaware Olentangy Berlin	7	G	19, 20	7, 8
DSC	Dublin Scioto	4	B	3, 4	19, 20
GCCC	Grove City Central Crossing	1	A	1, 2	20, 21
GCI	Grove City	5	C	5, 6	17, 18
GLI	Gahanna Lincoln	9	F	20, 21	9, 10
HBRD	Hilliard Bradley	1	D	7, 8	15, 16
HDAR	Hilliard Darby	1	D	7, 8	15, 16
HDAV	Hilliard Davidson	4	D	7, 8	15, 16
LAN	Lancaster	7	J	13, 14	1, 2
LCO	Lewis Center Olentangy	10	H	17, 18	5, 6
LCOR	Lewis Center Olentangy Orange	5	C	5, 6	17, 18
MARY	Marysville	5	I	15, 16	3, 4
MVE	Mount Vernon	5	F	20, 21	9, 10
NAL	New Albany	16	I	15, 16	3, 4
PICC	Pickerington Central	4	H	17, 18	5, 6
PICN	Pickerington North	8	G	19, 20	7, 8
POL	Powell Olentangy Liberty	6	G	19, 20	7, 8
PWM	Pataskala Watkins Memorial	4	E	9,10	13, 14
REY	Reynoldsburg	4	E	9,10	13, 14
SBW	Sunbury Big Walnut	6	F	20, 21	9, 10
UPA	Upper Arlington	18	A	1, 2	20, 21
WKI	Worthington Kilbourne	6	J	13, 14	1, 2
WNO	Westerville North	5	D	7, 8	15, 16
WSO	Westerville South	7	H	17, 18	5, 6
WTW	Thomas Worthington	8	J	13, 14	1, 2

Ohio University Aquatic Center - Site License

Warm-up Starts at 03:00 PM

Session: 1 2023 C-E-SE Division 2 **Girls** Swimming Finals

Day of Meet: 1 Starts at 04:15 PM

Total Athletes: 220 - Women: 220 - Men: 0

Warm-up counts include any individual qualifier plus any relay-only

Abbr	School	Total	Bleacher	3:00-3:30 Lanes	3:30-4:00 Lanes	Lane Long
ATV	Ashville Teays Valley	5	G	19, 20	7, 8	
CBW	Columbus Bishop Watterson	4	F	20, 21	9, 10	
CHI	Chillicothe	4	A	1, 2	20, 21	
COSF	Columbus St. Francis Desales	7	B	3, 4	19, 20	
CWI	Canal Winchester	1	G	19, 20	7, 8	
DCO	Dublin Coffman	9	H	17, 18	5, 6	
DHA	Delaware Hayes	7	C	5, 6	17, 18	
DJER	Dublin Jerome	14	B	3, 4	19, 20	
DOB	Delaware Olentangy Berlin	7	D	7, 8	15, 16	
DSC	Dublin Scioto	2	D	7, 8	15, 16	
DTV	Dresden Tri-Valley	6	H	17, 18	5, 6	
GCI	Grove City	4	I	15, 16	3, 4	
GLI	Gahanna Lincoln	13	I	15, 16	3, 4	
HBRD	Hilliard Bradley	7	E	9,10	13, 14	
HDAR	Hilliard Darby	8	D	7, 8	15, 16	
HDAV	Hilliard Davidson	7	F	20, 21	9, 10	
LCO	Lewis Center Olentangy	8	F	20, 21	9, 10	
LCOR	Lewis Center Olentangy Orange	4	J	13, 14	1, 2	
MARY	Marysville	4	F	20, 21	9, 10	
MVE	Mount Vernon	4	C	5, 6	17, 18	
NAL	New Albany	11	C	5, 6	17, 18	
NEW	Newark	1	G	19, 20	7, 8	
NPH	New Philadelphia	2	A	1, 2	20, 21	
PICC	Pickerington Central	7	E	9,10	13, 14	
PICN	Pickerington North	7	G	19, 20	7, 8	
POL	Powell Olentangy Liberty	8	G	19, 20	7, 8	
PWM	Pataskala Watkins Memorial	4	I	15, 16	3, 4	
REY	Reynoldsburg	4	E	9,10	13, 14	
UPA	Upper Arlington	18	J	13, 14	1, 2	
WCE	Westerville Central	5	E	9,10	13, 14	
WKI	Worthington Kilbourne	8	A	1, 2	20, 21	
WNO	Westerville North	7	H	17, 18	5, 6	
WSO	Westerville South	5	D	7, 8	15, 16	
WTW	Thomas Worthington	8	A	1, 2	20, 21	