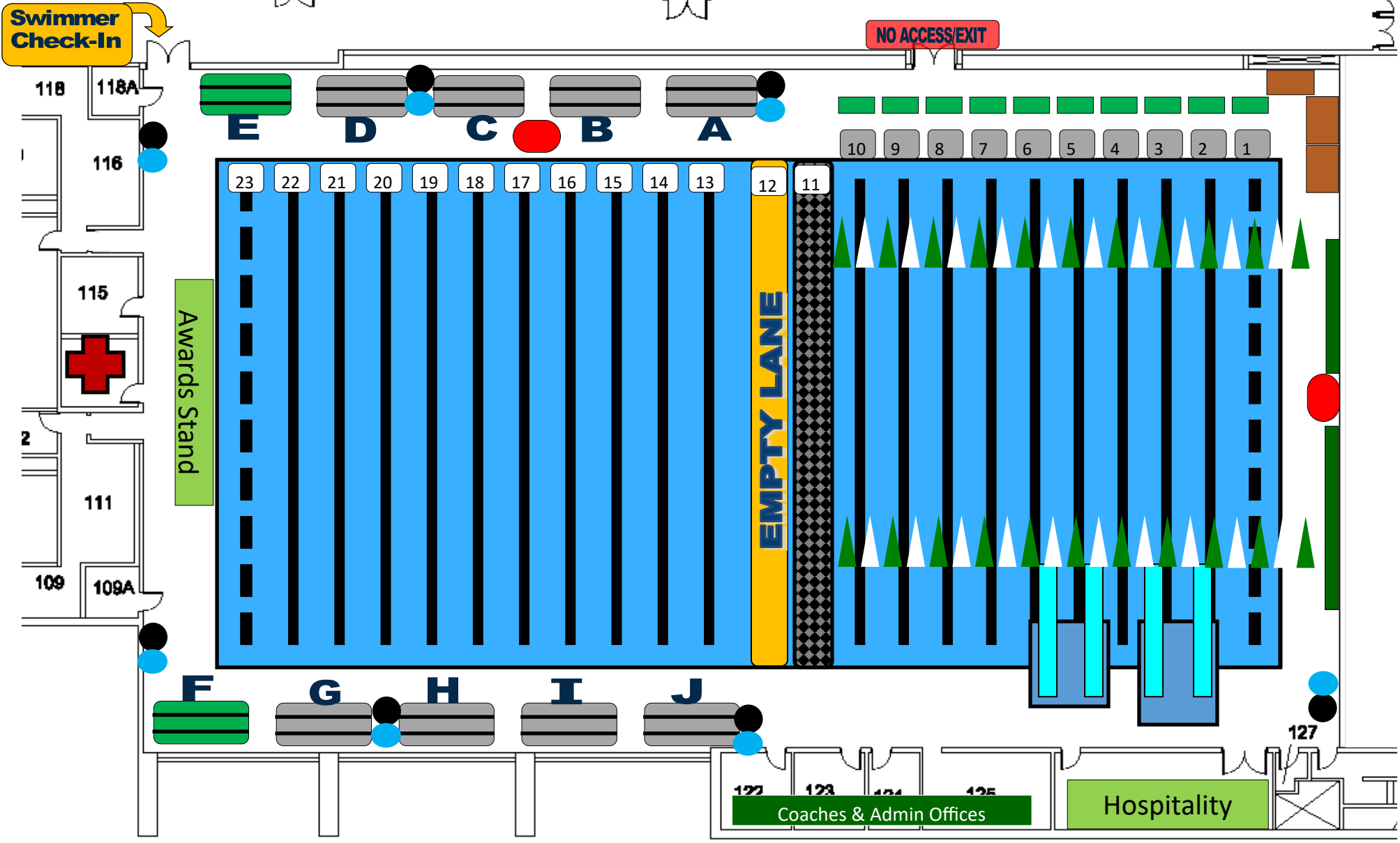










Ohio University Aquatic Center: OHSAA Districts



-  - Lifeguard Chair
-  - Coaches Chairs
-  - Portable Bleachers
-  - Large Trash Cans
-  - Event Admin Platform
-  - On Deck Seating
-  - Bulkhead
-  - Recycle Cans

Ohio University Aquatic Center - Site License

Warm-up Starts at 09:15 AM

Session: 1 2023 C-E-SE Division 2 **Boys** Swimming Finals

Day of Meet: 1 Competition Starts at 10:30 AM

Total Athletes: 216 - Women: 0 - Men: 216

Warm-up counts include any individual qualifier plus any relay-only

Abbr	School	Total	Bleacher	9:15-9:45 Lanes	9:45-10:15 Lanes
BARN	Barnesville	4	B	3, 4	19, 20
BRV	Bidwell River Valley	4	B	3, 4	19, 20
BUL	Belmont Union Local	1	E	9,10	13, 14
CARV	Caledonia River Valley	4	C	5, 6	17, 18
CBC	Carroll Bloom-Carroll	2	B	3, 4	19, 20
CBH	Cols Bishop Hartley	5	I	15, 16	3, 4
CBW	Cols Bishop Watterson	8	G	19, 20	7, 8
CHI	Chillicothe	7	J	13, 14	1, 2
CLE	Circleville Logan Elm	6	H	17, 18	5, 6
COB	Cols Beechcroft	1	E	9,10	13, 14
COBX	Bexley	8	F	20, 21	9, 10
COC	Cols Centennial	2	D	7, 8	15, 16
COGH	Grandview Heights	6	I	15, 16	3, 4
COR	Cols Bishop Ready	1	E	9,10	13, 14
COSF	Cols St Francis Desales	4	C	5, 6	17, 18
COSH	Coshocton	4	H	17, 18	5, 6
COTO	Cols Tree Of Life Christian	4	H	17, 18	5, 6
COTW	Cols Wellington School	4	D	7, 8	15, 16
CUN	Chillicothe Unioto	3	J	13, 14	1, 2
CZT	Chillicothe Zane Trace	5	J	13, 14	1, 2
DBV	Delaware Buckeye Valley	6	J	13, 14	1, 2
DOV	Dover	8	E	9,10	13, 14
DTV	Dresden Tri-Valley	11	A	1, 2	20, 21
ELI	East Liverpool	4	D	7, 8	15, 16
GCA	Gahanna Cols Acad	11	B	3, 4	19, 20
GCC	Grove City Christian	1	F	20, 21	9, 10
GMC	Greenfield McClain	5	I	15, 16	3, 4
GRA	Granville	10	C	5, 6	17, 18
HIL	Hillsboro	6	A	1, 2	20, 21
JNO	Johnstown Northridge	1	F	20, 21	9, 10

Ohio University Aquatic Center - Site License

Warm-up Starts at 09:15 AM

Session: 1 2023 C-E-SE Division 2 **Boys** Swimming Finals

Day of Meet: 1 Competition Starts at 10:30 AM

Total Athletes: 216 - Women: 0 - Men: 216

Warm-up counts include any individual qualifier plus any relay-only

Abbr	School	Total	Bleacher	9:15-9:45 Lanes	9:45-10:15 Lanes
LBE	Lisbon Beaver	5	E	9,10	13, 14
LFU	Lancaster Fairfield Union	1	F	20, 21	9, 10
LON	London	4	A	1, 2	20, 21
MAL	Malvern	1	F	20, 21	9, 10
MAR	Marietta	1	F	20, 21	9, 10
MEL	Marion Elgin	1	I	15, 16	3, 4
MFER	Martins Ferry	1	F	20, 21	9, 10
MGI	Mount Gilead	4	G	19, 20	7, 8
MPL	Marion Pleasant	1	F	20, 21	9, 10
MSNW	McDermott Northwest	1	G	19, 20	7, 8
NCJG	New Concord John Glenn	1	G	19, 20	7, 8
NLV	Newark Licking Valley	1	G	19, 20	7, 8
NPH	New Philadelphia	6	G	19, 20	7, 8
PCJA	Plain City Jonathan Alder	2	H	17, 18	5, 6
PHI	Duncan Falls Philo	1	H	17, 18	5, 6
POR	Portsmouth	1	D	7, 8	15, 16
RED	Richmond Edison	5	F	20, 21	9, 10
SCL	St Clairsville	4	E	9,10	13, 14
TPA	The Plains Athens	8	D	7, 8	15, 16
VINW	Vincent Warren	4	F	20, 21	9, 10
WCHM	Washington Ch Miami Trace	1	C	5, 6	17, 18
WHE	Wheelersburg	2	C	5, 6	17, 18
WIC	Wintersville Indian Creek	4	E	9,10	13, 14
WOCH	Worthington Christian	2	D	7, 8	15, 16
WRV	Warsaw River View	4	I	15, 16	3, 4
ZMA	Zanesville Maysville	4	H	17, 18	5, 6

Ohio University Aquatic Center - Site License

Warm-up Starts at 03:30 PM

Session: 1 2023 C-E-SE Division 2 **Girls** Swimming Finals

Day of Meet: 1 Starts at 04:45 PM

Total Athletes: 219 - Women: 219 - Men: 0

Warm-up counts include any individual qualifier plus any relay-only

Abbr	School	Total	Bleacher	3:30-4:00 Lanes	4:00-4:30 Lanes
BARN	Barnesville	4	A	1, 2	20, 21
BLU	Baltimore Liberty Union	1	B	3, 4	19, 20
CARV	Caledonia River Valley	4	B	3, 4	19, 20
CBC	Carroll Bloom-Carroll	1	B	3, 4	19, 20
CBH	Cols Bishop Hartley	9	C	5, 6	17, 18
CLE	Circleville Logan Elm	4	E	9,10	13, 14
COB	Cols Beechcroft	1	B	3, 4	19, 20
COBX	Bexley	9	H	17, 18	5, 6
COGH	Grandview Heights	8	C	5, 6	17, 18
COR	Cols Bishop Ready	1	B	3, 4	19, 20
COSG	Cols School For Girls	8	H	17, 18	5, 6
COSH	Coshocton	5	D	7, 8	15, 16
COTO	Cols Tree Of Life Christian	4	C	5, 6	17, 18
COTW	Cols Wellington School	4	D	7, 8	15, 16
CRO	Crooksville	1	A	1, 2	20, 21
CZT	Chillicothe Zane Trace	5	I	15, 16	3, 4
DBV	Delaware Buckeye Valley	1	F	20, 21	9, 10
DOV	Dover	8	A	1, 2	20, 21
FAD	Frankfort Adena	1	F	20, 21	9, 10
GCA	Gahanna Cols Acad	13	I	15, 16	3, 4
GCC	Grove City Christian	1	F	20, 21	9, 10
GMC	Greenfield McClain	6	E	9,10	13, 14
GRA	Granville	14	B	3, 4	19, 20
HEK	Howard East Knox	1	D	7, 8	15, 16
HIL	Hillsboro	1	E	9,10	13, 14
HLA	Hebron Lakewood	2	G	19, 20	7, 8
JMO	Johnstown	1	J	13, 14	1, 2
JNO	Johnstown Northridge	4	J	13, 14	1, 2
LBE	Lisbon Beaver	4	A	1, 2	20, 21
LFU	Lancaster Fairfield Union	6	F	20, 21	9, 10

Ohio University Aquatic Center - Site License

Warm-up Starts at 03:30 PM

Session: 1 2023 C-E-SE Division 2 **Girls** Swimming Finals

Day of Meet: 1 Starts at 04:45 PM

Total Athletes: 219 - Women: 219 - Men: 0

Warm-up counts include any individual qualifier plus any relay-only

Abbr	School	Total	Bleacher	3:30-4:00 Lanes	4:00-4:30 Lanes
MAR	Marietta	1	C	5, 6	17, 18
MCF	Milford Center Fairbanks	2	G	19, 20	7, 8
MEC	Mechanicsburg	1	F	20, 21	9, 10
MFER	Martins Ferry	4	G	19, 20	7, 8
MGI	Mount Gilead	1	H	17, 18	5, 6
MPL	Marion Pleasant	5	E	9,10	13, 14
NCA	Newark Cath	4	D	7, 8	15, 16
NCJG	New Concord John Glenn	1	I	15, 16	3, 4
PCJA	Plain City Jonathan Alder	8	J	13, 14	1, 2
PHI	Duncan Falls Philo	1	A	1, 2	20, 21
PND	Portsmouth Notre Dame	4	H	17, 18	5, 6
SCL	St Clairsville	5	F	20, 21	9, 10
SFR	Strasburg-Franklin	1	I	15, 16	3, 4
STE	Steubenville	6	E	9,10	13, 14
TPA	The Plains Athens	8	D	7, 8	15, 16
VINW	Vincent Warren	8	G	19, 20	7, 8
WCHM	Washington Ch Miami Trace	2	I	15, 16	3, 4
WCHW	Washington Ch Washington	4	J	13, 14	1, 2
WHE	Wheelersburg	4	J	13, 14	1, 2
WIC	Wintersville Indian Creek	7	F	20, 21	9, 10
WRV	Warsaw River View	6	G	19, 20	7, 8
ZMA	Zanesville Maysville	4	A	1, 2	20, 21