











SAA Southwest District XC Championships- V

West Chester

Race 6 - Div 2-B Girls - 5K

10/23/2021 - 1:00 pm

Team Results

Place	Team	Score	Team Time	Runner Avg	Avg Mile	5 Man Gap	Finish Order	Scoring Order
1	 Wyoming	27	1:43:24	20:41	6:40	1:17	2-4-6-8-10-12-13	2-4-5-7-9-11-12
2	 Badin	50	1:46:27	21:18	6:52	3:18	1-7-9-15-22-23-24	1-6-8-14-21-22-23
3	 Fenwick	90	1:56:23	23:17	7:30	6:47	11-14-17-18-42-43	10-13-16-17-34-35
4	 McNicholas	109	1:57:32	23:31	7:34	3:07	19-20-21-26-31-38-40	18-19-20-25-27-31-32
5	 Bethel-Tate	110	2:00:14	24:03	7:45	5:53	3-25-28-32-33	3-24-26-28-29
6	 Batavia	151	2:19:38	27:56	9:00	9:01	16-36-41-44-45	15-30-33-36-37
DNP	 Clark Montessori		1:18:42	26:14	8:27		29-30-37	3 Runners
DNP	 Finneytown		44:36	22:18	7:11		5-27	2 Runners
DNP	 Clinton-Massie		54:52	27:26	8:50		35-39	2 Runners
DNP	 Reading		1:00:32	30:16	9:45		34-46	2 Runners



Race 6 - Div 2-B Girls - 5K

10/23/2021 - 1:00 pm

Individual Results

Place	Name	Grade	Team	Time	Points		Place	Name	Grade	Team	Time	Points
1	Abby Mathews	9	Badin	19:32.4	1	T	40	Kylie Horgan	9	McNicholas	27:42.0	32
2	Emma Bergmann	12	Wyoming	20:03.0	2	T	41	Taylor Ostendorf	10	Batavia	27:53.0	33
3	Brady Sterbling	9	Bethel-Tate	20:18.3	3	I	42	Anna Borgemenke	9	Fenwick	28:12.7	34
4	Meredith Guest	10	Wyoming	20:18.7	4	T	43	Cammie Nixon	11	Fenwick	28:52.8	35
5	Jessica Sanders	12	Finneytown	20:32.9		I	44	Emily Hatmaker	12	Batavia	31:05.3	36
6	Alison Aplanalp	12	Wyoming	20:41.4	5	T	45	Lily Boerger	10	Batavia	31:05.4	37
7	Maura Mathews	11	Badin	20:53.3	6	T	46	Chelsie Lonas	9	Reading	33:52.4	
8	Juliet Thornton	9	Wyoming	21:00.5	7	T						
9	Kylie Spade	12	Badin	21:11.2	8	T						
10	Zola Hoffmeister	11	Wyoming	21:19.6	9	T						
11	Morgan Blair	9	Fenwick	21:26.0	10							
12	Lauren Hudepohl	11	Wyoming	21:31.9	11	T						
13	Daniele Sabaliunaite	12	Wyoming	21:38.2	12	T						
14	Danielle Tebbe	11	Fenwick	21:52.3	13							
15	Josie Halverson	9	Badin	21:59.6	14	T						
16	Alivia Alexander	11	Batavia	22:05.2	15							
17	Emily Kuhlman	10	Fenwick	22:24.8	16							
18	Emily Clements	10	Fenwick	22:26.4	17							
19	Amanda Braig	10	McNicholas	22:32.6	18							
20	Mary Metzger	10	McNicholas	22:36.6	19							
21	Skylar Kutcher	12	McNicholas	22:44.3	20							
22	Catty Geyer	12	Badin	22:49.7	21	T						
23	Eleanor Colaco	9	Badin	22:54.8	22	T						
24	Mollie Karwisch	12	Badin	23:08.9	23	T						
25	Emma Vanhook	12	Bethel-Tate	23:24.8	24							
26	Lila Moeves	9	McNicholas	23:58.0	25							
27	Abby Jeffries	12	Finneytown	24:02.7								
28	Ella Mancino	12	Bethel-Tate	24:30.1	26							
29	Maria Orzali	12	Clark Montessori	25:32.8								
30	Claire Hammond	12	Clark Montessori	25:37.8								
31	Abby Glace	9	McNicholas	25:39.6	27							
32	Lily Hathcock	9	Bethel-Tate	25:49.5	28							
33	Ella Kanis	11	Bethel-Tate	26:11.0	29							
34	Kiera Bailey	12	Reading	26:39.2								
35	Dakota Cartner	9	Clinton-Massie	27:15.6								
36	Amara Wlotzko	12	Batavia	27:29.1	30							
37	Violet Underhill	9	Clark Montessori	27:30.7								
38	Cara Metzger	9	McNicholas	27:31.1	31							
39	Mia McCarty	10	Clinton-Massie	27:35.9								

