

2020



Golf Coaches Guide



A Message from OHSAA Director of Sport Management: Lauren Prochaska

It is important that we work ***together*** to insure this information is in the hands of ALL coaches – not just head coaches. This guide should serve to provide all coaches with clear answers and interpretations to the many regulations governing 7-12 Golf in Ohio.

Rules meetings remain **mandatory** for Varsity Head Coaches and the golf meeting will be offered **online only** this year. This is addressed in the early pages of this Coaches Guide. We hope you'll encourage your assistant and junior high coaches to view this also. The purpose of the "Rules Interpretation Meetings" is to give everyone a thorough understanding of the interpretations of OHSAA Regulations as well as USGA Rules.

For 2020, there are a few minor changes that are addressed in the first couple pages of this manual. You will also see some reminders of previous changes highlighted in this guide. Please take the time to read through all of the information and don't hesitate to reach out should you have any questions. Much of this information is also covered in the rules meeting.

Communication is a key in the successful administration of any of our sports. I encourage you to ask questions or seek assistance by *first* going through your Athletic Administrator. We encourage your communication with them to help us operate as efficiently as possible. With so many uncertainties ahead, I will try more than ever to keep you informed of changes and current information with emails directly to coaches and working directly with the Golf Coaches Association.

This is wishing each of you a successful Golf season. I commend you for your time and effort working with the student-athletes in Ohio

Yours in High School Sports,
Lauren Prochaska
Director of Sport Management

OHSAA Mission Statement

The Ohio High School Athletic Association's mission is to serve our member schools and enrich interscholastic opportunities for students.

IMPORTANT DATES

2020 OHSAA GOLF CALENDAR	
August 1	First Day of Coaching
August 5	Season Begins
September 28	Non-Interscholastic Competition No Longer Permitted
September 28	Waivers no longer approved for events taking place on or after this date
September 28–October 3 October 5 – 10	Sectional Tournaments - Boys Division II & III and Girls II Sectional Tournaments – Boys Division I & Girls I
October 5 – 10 October 12 - 17	District Tournaments - Boys Division II & III and Girls II District Tournaments – Boys Division I & Girls I
October 16 - 17 October 23 - 24	State Tournaments – Boys Division II & III and Girls II State Tournaments – Boys Division I & Girls I
October 31	Season Ends

OHSAA CONTACT INFORMATION

OHSAA Office – 4080 Roselea Place, Columbus, OH 43214
Telephone 614-267-2502 Fax - 614-267-1677

Name	Title	Responsibilities	E-Mail
Lauren Prochaska	Director of Sport Management Golf Administrator	Oversees the sport & coordinates the tournaments	lprochaska@ohsaa.org

GOLF LINKS

United States Golf Association	http://www.usga.org/
Ohio High School Golf Coaches Association	http://www.ohsgca.org/
Ohio High School Athletic Association: Girls and Boys Golf	http://ohsaa.org/sports/golf

Rules Interpretation Meeting Information

Note to Coaches:

OHSAA Golf Sports Regulations will be covered as well as General Regulations and Bylaws as they pertain to coaches and players. In addition, there will be information on the USGA Playing Rules. Though the main purpose is to provide knowledge and advice on the various OHSAA and USGA regulations, this is the education mechanism to insure compliance with the various rules and regulations. In light of many infractions that occur throughout the year, information provided in these meetings, is designed to reduce and prevent these infractions.

Instructions and Tips for Completing the Rules Meeting Online

All Coaches will access the state rules meetings through their myOHSAA accounts.

Before watching the meeting, please go to the “Schools” tab in your account and make sure the school you coach at is listed in blue. If your school is not showing or there is no “Schools” tab, that means you first need to reach out to your AD and make sure the email address in your myOHSAA account matches the email they have in their Staff Management. Don’t take the meeting until your school is listed, this will prevent any attendance issues.

Coaches should contact their athletic administrator if they do not have an account. The athletic administrator will need to add the coach to the school’s staff management in myOHSAA. This will generate an email invitation from info@myOHSAA.org to the coach. Coaches should look for this email in their inbox, junk or spam folders. Once the email is received, coaches should open the email and click the link inside and use the “Register” portion of the screen to create an account. Follow all prompts to create login credentials, verify your email address and complete your contact information. Once the account is created and all dashboard items completed, a blue button for the school will be added to your account. Click the button and use the State Rules Meeting link in the left column to access the list of meetings.

You are now able to see your rules meeting attendance credit immediately upon completion on your myOHSAA account. If you take the meeting and don’t see that you’ve been given credit, please reach out to me via email. (lprochaska@ohsaa.org)

The ONLINE Rules Meeting link will be live on Wednesday, July 8, 2020 at 9:00 a.m.

The last day for completion of the online version is **Wednesday, August 5, 2020** or a \$50.00 late fee is charged for access to the online version. You must complete the meeting by September 7 in order to be eligible for the OHSAA tournament.

Coach Certification & Education Requirements

As outlined in Ohio Administrative Code, all Coaches of Middle School/Jr. High and High School teams **MUST** possess a “Pupil Activity/Coaching Permit” to coach in Ohio. This includes paid coaches AND volunteer coaches. School administrators are responsible for maintaining records on compliance and most schools provide opportunities for their coaches to obtain the necessary coursework. Information on obtaining your Permit can be found at: <http://education.ohio.gov/Topics/Teaching/Educator-Licensure/Audiences/Coaching-Permits>

To obtain the required certificate through the ODE, one must:



- Have completed a Sports’ First Aid Course
- Possess a valid CPR Card
- Have been approved by their local Board of Education or similar governing body
- Complete the NFHS Fundamentals of Coaching course
- Complete 1 of the 2 approved Concussion Recognition/Management Courses
- Completion of the Sudden Cardiac Arrest video course offered by the Ohio Dept. of Health.



7th and 8th Grade Non-Interscholastic Rule

The non-interscholastic rule is no longer in effect for 7th and 8th graders. They may now participate in an unlimited number of non-interscholastic events with no waivers needed. The waiver rule remains in place for 9th-12th graders and more information on that can be found below.



Contests Per Day - Clarified

It is now clarified that no team or individual may play in more than two contests per day.



Non-Interscholastic Rule - Clarified

Previously, it was indicated that students who were a member of a golf team were not permitted to participate in tryouts, practices or contests with non-school teams. This has been clarified to indicate that they cannot participate in contests or competition with non-school teams. They are permitted to practice/tryout/work with non-school teams as long as it is not a contest and no competition is involved.



Bylaw 9- Out of State Travel Bylaw

If you plan to take your team to an out of state contest, please remember that you may travel to a contiguous state for a scrimmage/contest an unlimited number of times with no restrictions. If you plan to travel to a non-contiguous state for a scrimmage/contest, you may only do that one time per season. Previously, you were not permitted to miss school time for travel or competition. This was changed and is now a school decision on whether you may miss school time. You may not go out of state just to practice unless your practice site is located there and you have received a waiver from our office.

Out of Season Instruction

Golf coaches are permitted to provide instruction to individuals from their team at any time outside the season. There is no restriction on the number of individuals you are permitted to instruct at the same time. Attendance can't be mandatory and out of season instruction can't be used to make cuts.

Mandatory Parent Pre-Season Meeting

Pre-season meetings with parents are MANDATED by OHSAA Bylaws and will most likely occur at your school along with other fall sport teams. This is determined by each school's Athletic Administrator and must be held no later than 2 weeks after the start of the season (August 1 – August 14, 2019). This is the time to cover such things as eligibility requirements, individual school policies, individual sport policies, sportsmanship issues and expectations travel plans for away contests, etc. I encourage coaches to use this time to their advantage and provide as much education as possible to parents.

Non-Interscholastic Participation

When a 9th-12th grade golfer becomes a member of the school team (by playing in a scrimmage or match), they are permitted up to three waivers to compete in non-interscholastic events during the golf season.

Each waiver must be requested to the Executive Director's Office by a school administrator, and each waiver is good for one event. To be considered one event, all play in the event must be held on consecutive days. No waivers will be approved for events taking place after September 27. A copy of the waiver is located at the end of this manual as well as available to download from the OHSAA golf webpage.

Golfers who choose not to join their golf team can participate in non-interscholastic events through September 27. They must join their team by September 28 to be eligible for the OHSAA Tournament. When they choose to join their team, if it is before September 28, they still have the opportunity to receive up to three waivers.

Interrupted Contest- Regular Season

You may now resume regular season matches/tournaments from the point of interruption on a future date as long as ALL coaches agree to do so. If all coaches don't agree, it must be replayed from the beginning. Previously, if a regular season contest could not be resumed the same day, the match/tournament **HAD** to be replayed from the beginning on a future date and any suspended play did not count. You now have the flexibility to resume play on a future date if all coaches are in agreement.

Coaching Regulation

The coaching regulation permits one school board-approved coach/designee assigned to the event to speak with his/her player(s), without delay of play at any time. During the player's stipulated round, coaches are not permitted to physically stand on any green or in any sand bunker. The player must walk off the green or stand outside the bunker should he/she wish to converse with his/her coach at these particular times. Participants will be disqualified if any other individual assists the participant by coaching and giving advice which could influence a player in determining play, the choice of a club or method of making a stroke.

Competition Between Genders

A bylaw was passed by member schools which now allows girls teams to compete against boys teams on an individual waiver basis. The idea behind this was to help the growth of girls golf by allowing play against boys teams in areas where there are few girls teams to compete against.

Uniforms

The OHSAA General Sports Regulation #17, "Athletic Uniforms" reads: Uniforms worn by participants in a high school athletic contest must conform to the playing rules adopted by the OHSAA for that sport. **Any lettering or emblems on uniforms must pertain to the school name, school nickname, individual's name, the sport, drug use prevention, sportsmanship, ethics or integrity or be of a patriotic nature and provided it does not violate the rules of the sport in regard to location.** Any visible manufacturer's logo/trade name/reference on a uniform or undergarment must conform to the rules adopted by the national rules committee for that sport in regard to location. **However, if there is no specific rule, the maximum size is no more than 2¼ square inches in size with no dimension exceeding 2¼ inches.** **NOTE: All NFHS playing rules now permit ONE American flag (no more than 2" X 3") to be placed on each piece of the uniform.**

By rule, no sponsor logos are permitted on the uniform, but we have interpreted them as being permissible on the golf bag itself.

Exhibition Match

One “exhibition match” may be scheduled any time during the season in a format of choice, not to exceed 18 holes. This match must be played with/against individuals who are not part of an interscholastic golf team. This does not count towards the match limit and doesn’t count on your record. The idea behind this is to model it after the “pro-am” and bring in community members, community celebrities, school administrators, etc. to play with your kids and make it a fun event to promote the sport to those who wouldn’t normally attend.

Match Play Contests

Two match play contests are permitted during your non-league schedule in a format mutually agreed upon by all coaches. The hole limitation in match play contests is extended to 36. You may play against league opponents, but it may not count toward your league standings.

Electronic Scoring

BirdieFire and other electronic scoring apps are becoming increasingly popular. These have always been permitted for use as long as the student-athletes weren’t inputting the scores. This can now be done by the athletes with written permission from the OHSAA. Simply send an email (lprochaska@ohsaa.org) with the name of the event, date of the event, and schools participating to obtain permission to do so.

Distance Measuring Devices

There are always many questions on this each year. Please refer to this document on what is permitted: https://www.usga.org/content/dam/usga/pdf/2019/rules/2019_UPDATE_USGA_DMD_FINAL.pdf However, please note that the OHSAA doesn’t permit students to use cell phones or tablets on the course except in cases of emergency. They are permitted to use smart watches/gps watches/lasers/etc.

Schools with Boys Golf ONLY

3 or less girls are permitted to play on the boys team during the regular season and either choose to play in the boys tournament or enter the OHSAA girls tournament as an individual. 4 or more girls are permitted to play on the boys team during the regular season, but must enter the OHSAA boys tournament. In both cases, Girls ARE permitted to go back and forth between playing in girls and boys matches provided they do not exceed the total number of matches permitted.

Schools with Boys AND Girls Golf

Girls can choose to play on the boys team only, but must compete with the boys team in the tournament. OR girls can play on the girls team in every scheduled girls match, but can then play in any additional boys matches up to the total number permitted and still participate in the girls tournament.

7. GOLF – BOYS AND GIRLS

A. GENERAL REGULATIONS

1) Interscholastic Participation

- 1.1) Participation Limitation — 9th-12th Grades — 20 contests (20 days) 7th & 8th grades — 16 contests (16 days). A high school team and/or golfer may participate in a maximum number of 20 regular season contests. Any and all contests participated in by an individual shall count towards the team's match limitation of 20. 7th and 8th grade golfers are permitted 16 matches. Each contest counts as one whether 9 or 18 holes and regardless of number of opponents. No team or individual may play more than two contests per day.
- 1.2) Interrupted Contest (regular season) — When play is interrupted/suspended due to events beyond the control of the responsible administrative authority, the contest may be resumed from the point of interruption that day, provided the golf course can be played in the same layout on which the course was found at the beginning of the competition that day. If play cannot be resumed from the point of interruption on the same day, the match/tournament may be resumed from the exact point of interruption on a future date only when all participating coaches agree. If all participating coaches are not in agreement, the contest shall be replayed from the beginning on a future date and any suspended play will not count. The determination to resume play shall be made by the PGA Professional and/or home coach in accordance with OHSAA guidelines.
- 1.3) Interrupted Tournament — Any OHSAA tournament contest interrupted due to events beyond the control of the responsible administrative authority shall be resumed from the point of interruption. (At the state tournament, the tournament manager retains the right to determine whether to resume play or revert to an 18 hole event.)
- 1.4) School Representative — No team or individual entry will be permitted to compete in a contest unless accompanied by the coach or a person authorized by the Board of Education. Teams or individuals unaccompanied by such school representative will be disqualified. The school representative shall be present throughout the contest.
- 1.5) Caddies — Caddies are not permitted during a contest. Participants will be disqualified if any person assists by caddying or if the participant rides in any type of vehicle.
Exception: A medically authorized waiver is permitted for the use of a vehicle. A copy of the doctor's statement and school request must be filed with the OHSAA and the OHSAA authorization shown to the referee.
- 1.6) Pull Carts — Pull carts are permitted.
- 1.7) Scoring — Stroke-play shall be utilized for all contests. The team score shall be determined by totaling the scores of the four players with the fewest strokes for the contest. The team with the fewest number of strokes is the winner. During regular season matches, schools may play six individuals and score four by mutual agreement of the opposing coaches, prior to the match.
1.7.1) Ties in team scoring shall be resolved by comparing the scores of the 5th lowest score, and the team with the 5th lowest score shall prevail. If one team does not have a 5th score, the team with a 5th score shall prevail. If the 5th lowest score does not break the tie, schools playing six individuals shall compare the sixth lowest score to break the tie. If the tie remains, the contest shall end in a tie or tied teams may play off the tie using four players selected by the coaches of the tied teams.
In regular season play if a playoff is not feasible, the contest will end in a tie.
In regular season play, ties for medalist or other awards will be left up to the host school.
Note: Electronic scoring is permitted; however, a waiver must be requested from the OHSAA office for contests in which the student-athletes will be responsible for inputting scores.
- 1.8) Match Play Contests — Two non-league matches may be played in a match-play format mutually agreed upon by opposing coaches prior to the contest, not to exceed 36 holes.
- 1.9) Exhibition Match — Schools are permitted to schedule one match anytime during the season in a format of choice, not to exceed 18 holes. This match must be played with/against individuals who are not part of an interscholastic golf team, and would not count towards a team's match limit or against a team's won-lost record.
- 1.10) Conduct — A two stroke penalty shall be assessed for unsporting conduct. Unsporting conduct shall include but not be limited to: club throwing, willful acts which damage property or equipment on the course, use of abusive language, profanity, obscenities, and other unsporting conduct as determined by the Golf Rules Committee. Penalties imposed may include disqualification.
- 1.11) The home school coach shall serve as referee, enforcing all OHSAA regulations and U.S.G.A. rules. Any coach and/or designee serving in that capacity who is giving advice pertaining to these regulations and/or rules must have the regulations and rules book with him/her to ensure the rule/regulation is administered correctly.
- 1.12) Coaching — The coaching regulation permits one school board-approved coach/designee assigned to the event to speak with his/her player(s), without delay of play at any time. During the player's stipulated round, coaches are not permitted to physically stand on any green or in any sand bunker. The player must walk off the green or stand outside the bunker should he/she wish to converse with his/her coach at these particular times. Participants will be assessed the general penalty if any other individual assists the participant by coaching and giving advice which could influence a player in determining play, the choice of a club or method of making a

stroke (Rule 10.2).

Note: A team member is not a partner and may not give advice to or receive advice from another member.

Distance-Measuring Devices — A player may obtain distance information by use of a distance-measuring device. If during a stipulated round, a player uses a distance-measuring device to gauge or measure other conditions that might affect his or her play (e.g., elevation changes, wind speed, etc.), the player is in breach of Rule 4-3.

2) Non-Interscholastic Participation

2.1) Golfers Who Have Not Competed for Their School This Season:

A sports regulation identified as the Individual Non-Interscholastic Competition Date stipulates that a golfer who has not participated for the school in golf that season must cease non-intercholastic golf competition prior to Monday, September 28, 2020 in order to be eligible for OHSAA tournament competition in golf.

2.2) Golfers Who Have Competed for Their School This Season:

A member of an interscholastic golf squad (any student who has played in a scrimmage, or regular season/tournament contest) sponsored by the Board of Education shall not participate in a non-intercholastic contest or competition as an individual or member of a team in the sport of golf during the school's golf season (Sports Regulation 7.2.2).

Note: Examples of golf contests include, but are not limited to, club or course championships, scrambles, tournaments, leagues, charitable events and other events that are organized for the purpose of competition.

Exception 1: Three waivers are permitted to participate in non-intercholastic events through September 27.

2.3) Waiver Process—

Each waiver must be requested from the OHSAA Executive Director's Office prior to the event.

Each waiver is good for one event.

To be considered one event, all play in the event must be held on consecutive days.

2.4) Date: September 28, 2020 – No non-intercholastic competition permitted on or after this date. An athlete who has participated for the school in golf who violates this non-intercholastic competition date shall be ineligible for OHSAA tournament competition in golf in addition to any other penalties that may be prescribed.

2.5) Participation in "skills contests" (such as but not limited to "Drive, Chip and Putt") is not a violation of OHSAA Non-Interscholastic Individual Sports Regulation 7.2.2 for student-athletes.

2.6) Interscholastic golf coaches may coach athletes from the school where employed outside the interscholastic season of the sport. No coach may require participation until the official start of the interscholastic season.

Exception 2: 7th-8th grade golfers are permitted to compete in non-intercholastic contests while competing for their school team. No waivers are needed.

3) Sponsorship

3.1) A school that sponsors girls golf, with four or more girls participating, shall have a separate girls team in order to enter the OHSAA-sponsored girls tournament competition.

3.2) A school that sponsors girls golf and has less than four girls participating may permit the girls to participate in both boys and girls matches during the regular season, provided they don't exceed the total number of matches permitted. The girls will be permitted to enter and compete as individuals in the OHSAA-sponsored girls tournament provided the school is registered for the girls tournament.

3.3) A school that sponsors boys and girls golf and has separate teams shall schedule separate contests, but both may be held at the same time. Girls can choose to play on the boys team only, but must compete with the boys team in the tournament. Or, girls can play on the girls team in every scheduled girls match, but can then play in any additional boys matches up to the total number permitted and still participate in the girls tournament.

3.4) A school that does not sponsor girls golf but has four or more girls participating may permit the girls to participate in both boys and girls matches during the regular season up to the total number permitted, but they must enter the OHSAA-sponsored boys tournament competition.

4) Penalties

The maximum penalty for violation of Sports Regulation 7.2.2, participation on a non-intercholastic golf squad, or any OHSAA regulations for any member of the school squad, EXCEPT a senior, is ineligibility for the remainder of the interscholastic golf season or the ensuing season. For a senior, the maximum penalty may be ineligibility for the remainder of the school year.

5) Transfer Bylaw

While all questions regarding the transfer bylaw should be addressed to the appropriate school administrator, information regarding the transfer bylaw can be found on the OHSAA website at this link, <https://www.ohsaa.org/Eligibility/Transfer>. Note that students who transfer and do not meet an exception to the transfer bylaw, and who

participated in high school golf within 12 months of the transfer date, are ineligible for all regular season contests, scrimmages, and the OHSAA postseason tournament beginning with varsity regular season contest #11.

6) **Other Bylaws and Regulations**

- 6.1) For information on Ejection for Unsportsmanlike Conduct See *Ejection Policies for Coaches and Players* under Section 13 and 14 of the General Sports Regulations and in the Golf Coaches Guide posted at OHSAA.org.
- 6.2) For information on Out of State Travel regulations see Bylaw 9-2 and the Golf Coaches Guide posted at OHSAA.org.
- 6.3) Spectators are permitted to attend, but are NOT permitted to converse with participants. It will be the responsibility of contestants in each foursome to caution ANY spectator from talking to or interfering with contestants in their group. Failure to do so may result in a penalty of disqualification of contestants involved.

B. **SPECIFIC REGULATIONS — GRADES 9-12**

- 1) Coaching, tryouts and instruction may begin — **August 1, 2020.**
- 2) First contest — **August 5, 2020.**
- 3) Deadline date for OHSAA Tournaments — **September 14, 2020.**
- 4) Tournament draw/seeding meeting — **September 20, 2020.**
- 5) Coaching and Season end — **October 31, 2020.**
- 6) Scrimmages — One permitted any time during the season.
- 7) Exhibition Match — One permitted any time during the season.
- 8) Regular season contests — 20 for team and individual and each interscholastic contest counts as one whether 9 or 18 holes and regardless of number of opponents. (20 days)
- 9) Rules — United States Golf Association.
- 10) Uniform Rules — General Sports Regulation 17 Athletic Uniforms
- 11) Officials — No requirements.

C. **SPECIFIC REGULATIONS — GRADES 7 & 8**

- 1) Coaching, tryouts and instruction may begin — **August 1, 2020.**
- 2) First contest — **August 5, 2020.**
- 3) Coaching and Season end — **October 31, 2020.**
- 4) Scrimmages — None permitted.
- 5) Exhibition Match — One permitted any time during the season.
- 6) Regular season contests — 16 for team and individual and each interscholastic contest counts as one whether 9 or 18 holes and regardless of number of opponents.
- 7) Rules — United States Golf Association.
- 8) Uniform Rules — General Sports Regulation 17 Athletic Uniforms
- 9) Officials — No requirements.

Golf	2020	2021	2022	2023
Coaching and Tryouts Begin	8/1	8/2	8/1	8/1
Season Begins	8/5	8/5	8/5	8/4
Sectional Boys Divisions II & III & Girls II	9/28-10/3#	9/27-10/2#	9/26-10/1#	9/25-9/30#
Sectional Boys Division I & Girls I	10/5-10/10#	10/4-10/9#	10/3-10/8#	10/2-10/7#
District Boys Divisions II & III & Girls II	10/5-10/10	10/4-10/9	10/3-10/8	10/2-10/7
District Boys Division I & Girls I	10/12-10/17	10/11-10/16	10/10-10/15	10/9-10/14
State Boys Divisions II & III & Girls II	10/16-10/17	10/15-10/16	10/14-10/15	10/13-10/14
State Boys Division I & Girls I	10/23-10/24	10/22-10/23	10/21-10/22	10/20-10/21
Season Ends	10/31	10/30	10/29	10/28
Rosh Hashanah	9/19-9/20	9/7-9/8	9/26-9/27	9/16-9/17
Yom Kippur	9/27-9/28	9/15-9/16	10/4-10/5	9/24-9/25

#Unless an earlier date is established by a District Athletic Board (no earlier than two days prior to the established date).

COACHING RULE

The Board of Directors approved a coaching regulation change effective with the 2013-2014 school year. This regulation will be in effect for regular season and tournament play.

The regulation permits one school board approved coach/designee assigned to that event to speak with his/her players without delay of play at any time.

This regulation should be applied with the following procedures:

1. During the player's stipulated round, coaches are not permitted to physically stand on any green or in any sand bunker. The player must walk off the green or stand outside the bunker should he/she wish to converse with his/her coach at these particular times.
 2. If a group should **"lose their position"** the group must be playing at a pace slower than 15 minutes per hole. To fall behind the group in front does not always mean a group is playing slow.
 3. If the group fails to regain their position on the course within a reasonable time established by officials then the group should be notified that they are "going on the clock". At that point, any player who does not complete his/her turn to play in the allowed forty-five seconds is assessed a two-stroke penalty. A second violation is another two-stroke penalty, and a third violation results in a disqualification.
- ie. "45 second rule" – once a player reaches their ball, and their turn has arrived to play, they must complete their shot within the 45 seconds allowed.

Penalties for violation of the coaching regulation:

1. A warning is issued.
2. Player is assessed a two-stroke penalty and the coach loses his/her coaching privilege.
3. Coach is disqualified/ejected.

Note: Following a coach ejection, if there is not a person authorized by the Board of Education present at the contest, forfeiture would result (Bylaw 3-2-1- school representative must accompany team).

*** In addition to the penalties listed above, a coach who violates the coaching rule may face additional disciplinary action.**

Electronic Communication Devices

The use of any electronic communication devices shall be prohibited on the course during any competition by all players except in cases of emergency. In no way do we suggest that electronic communication restrictions should prevent use of such devices during an emergency. A violation of this rule will occur at any such time as when a prohibited device is being used or may “ring” while the individual is in any of the areas being used for competition.

Penalty shall be: Player – 1st offense – two (2) strokes

2nd offense – disqualification



Coaches are permitted to use cell phones on the course. All phones, including those used by coaches and spectators, shall remain on silent. Should you need to make a call, please remove yourself to an area you can do so without disturbing the golf competition.

It is our sincere hope to improve the quality of all golf matches. We believe that enforcement of this rule will provide all student-athletes with the opportunity to compete on a level playing field.

A QUICK GUIDE TO THE RULES OF GOLF

This guide focuses on commonly encountered rules situations and attempts to provide a simple explanation of these rules. This guide is not a substitute for the Rules of Golf, which should be consulted whenever any doubt arises. For more information on the points covered, please refer to the relevant rule.

General Points

The game of golf should be played in the correct spirit and to understand this you should read the Etiquette Section in the Rules of Golf (Rule 1.2). In particular, all players are expected to play in the spirit of the game by:

- Acting with integrity - for example, by following the Rules, applying all penalties, and being honest in all aspects of play.
- Showing consideration to other players - for example, by playing at a prompt pace, looking out for the safety of others, and not distracting the play of another player.
- Taking good care of the course - for example, by smoothing bunkers, replacing divots and repairing ball marks on the greens, and not causing any unnecessary damage to the course.

Before starting your round you are advised to:

- Read the local rules on the score card, notice board, hard card, and also any Rule sheet that is provided to the players.
- Put an identification mark on your ball; many golfers play the same brand of ball and if you can't identify your ball, it is considered lost (rules 7.2 and 18.2).
- Count your clubs; you are allowed a maximum of 14 clubs (Rule 4.1b).

During the round:

- Don't ask for advice from anyone except your partner (i.e., a player on your side) or your caddies; don't give advice to anyone except your partner (teammates are not partners); you may ask for information on the rules, distances and the position of penalty areas, the flagstick, etc. (Rule 10.2 & 10.3)

At the end of your round:

- In match play, ensure the result of the match is posted or reported to the committee (Rule 3.2)
- In stroke play, ensure that your score card is completed properly (including being certified by you and your marker) and promptly return it to the committee (Rule 3.3).

Pace of Play Guidelines (Rule 5.6b)

All golfers should play at a prompt pace throughout the round and be ready to play when it is his or her turn. The recommendation is that the player should be able to play the stroke in no more than 40 seconds after he or she is able to play without interference or distraction. In stroke play the players may play out of turn or "ready golf" in a safe and responsible way.

To encourage and enforce prompt play, the committee may adopt a Local Rule setting a Pace of Play Policy. This policy may set a maximum time to complete a round, a hole or series of holes, and a stroke, and it may set penalties for not following the policy

The Rules of Play

Teeing Area (Rules 6.1 and 6.2)

Play your tee shot from between, and not in front of the tee-markers. You may play your tee shot from up to two club-lengths behind the front line of the tee-markers.

If you play your tee shot from outside this area:

- In match play there is no penalty, but your opponent may cancel the stroke and require you to replay your stroke. This must be done promptly and before either player makes another stroke.
- In stroke play you incur the General Penalty (two penalty strokes) and must play a ball from inside the the Teeing Area.

Playing the Ball (Rules 6, 7, 8, and 12)

If you think a ball is yours but you can't see your identification mark, you may lift the ball to identify it (including by rotating it), but you must first mark the spot of the ball and the ball must not be cleaned more than needed to identify it (except on the putting green). (Rule 7.3).

Play the course as you find it and the ball as it lies. Don't improve your lie, the area of your intended stance or swing, or your line of play (Rule 8.1) by:

- Moving, bending or breaking any growing or attached natural object, except in fairly taking your stance or making your swing.
- Moving, bending, or breaking any immovable obstruction, integral object, or boundary object.
- Altering the surface of the ground, including by replacing, removing or pressing down divots; creating or eliminating holes, indentations, and uneven surfaces.
- Removing or pressing down sand, loose soil, dew, frost, or water.

If your ball is in a bunker, (Rule 12) don't:

- Deliberately touch the sand with your hand, a club, a rake, or other object to test the condition of the sand before making your next stroke, or
- Touch the sand in the area right in front of or right behind the ball, in making a practice swing, or in making the backswing for a stroke.

If you play a wrong ball (Rule 6.3c):

- In match play you get the General Penalty (loss of hole).
- In stroke play you incur the General Penalty (two penalty strokes) and must correct the mistake by continuing play with the original ball.

Ball at Rest Lifted or Moved (Rule 9)

Generally, when your ball is in play, if:

- You cause it to move
- You lift it when not permitted, or
- It moves after you have addressed it

Add a penalty stroke and replace your ball (but see the exceptions under Rules 9.3 and 9.4b).

If someone other than you, your partner or your caddies moves your ball at rest, or it is moved by another ball, replace your ball without penalty. If a ball at rest is moved by natural forces (such as wind or water) or it moves of its own accord (gravity), play it from its new spot without penalty. (exception under Rule 9.3)

Ball in Motion Accidentally Hits Person, Animal, or Object (Rule 11)

If a ball struck by you accidentally hits any person or outside influence; including you, your opponent, or any other player or any of their caddies or equipment, there is no penalty to any player, and the ball must be played as it lies (with 2 exceptions, see Rule 11.1b). If a ball struck by you is deflected or stopped by another ball at rest, there is normally no penalty and the ball is played as it lies. However, in stroke play only, if both balls lay

on the putting green before you made your stroke, you incur a two-stroke penalty (Rule 11.1a).

On the Putting Green (Rule 13)

On the putting green, you may:

- Mark, lift and clean your ball (always replace it on the exact spot), and
- Repair damage on the putting green caused by a person or outside influence, such as; ball marks, spike marks, scrapes or indentations caused by maintenance equipment or the flagstick, animal tracks or hoof indentations, and embedded objects (such as a stone, acorn, or tee).

When making a stroke on the putting green, the player may leave the flagstick in the hole or have it removed (which includes having someone attend the flagstick and remove it after the ball is played).

Lifting and Returning a Ball to Play (Rule 14)

Before lifting a ball under a Rule requiring the ball to be replaced on its original spot (e.g., when you lift a ball on the putting green to clean it), the player must mark the spot. When the ball is being lifted in order to take relief under a Rule, the player is not required to mark the spot before lifting the ball (e.g. dropping within one club-length of the nearest point of complete relief under the Abnormal Course Condition Rule), although it is recommended that you do so.

- When a lifted or moved ball is to be replaced, the same ball must be set down on its original spot.
- When taking free relief or penalty relief, a substituted ball or the original ball must be dropped in a particular relief area.

The ball must be dropped by the player, and the ball must be dropped straight down from knee height without touching the player or equipment. (Rule 14.3b) The ball must:

- Fall straight down, without the player throwing, spinning, or rolling it or using any other motion that might affect where the ball will come to rest, and
- The ball must not touch any part of the player's body or equipment before it hits the ground.

The player must let go of the ball from a location at knee height, which means the height of the player's knee when in a standing position.

The ball must be dropped in, come to rest in, and be played from the specified relief area. The relief areas size and location are based on these three factors: (see Definition of Relief Area)

- Reference Point: The point from which the size of the relief area is measured.
- Size of Relief Area Measured from Reference Point: The relief area is either one or two club-lengths from the reference point, using the longest club in your bag except your putter, but with certain limits.
- Limits on Location of Relief Area: The location of the relief area may be limited in one or more ways that, (1) it is only in certain defined areas of the course, (2) it is not nearer the hole than the reference point or must be outside a penalty area or a bunker from which relief is being taken, or (3) it is where there is no interference from the condition from which relief is being taken.

Loose Impediments (Rule 15.1)

You may move a loose impediment (i.e., unattached natural objects such as stones, loose grass, leaves, branches, and sticks) anywhere on or off the course, and may do so in any way (such as by using a hand or foot or a club or other equipment). If you remove a loose impediment and this causes your ball to move, the ball must be replaced and (unless your ball was on the putting green or in the teeing area) you get one penalty stroke. (Some exceptions apply under Rules 7.4 and 9.4b).

Movable Obstructions (Rule 15.2)

Movable obstructions (i.e., artificial movable objects such as rakes, bottles, benches, etc.) located anywhere on or off the course may be moved without penalty, and you may remove them in any way. If the ball moves as a result of moving a movable obstruction, the ball must be replaced on its original spot (which if not known

must be estimated).

If a ball is in or on a movable obstruction anywhere on the course, except the putting green, the player may take free relief by lifting the ball, removing the movable obstruction and dropping the original ball or another ball in the prescribed relief area.

On the putting green the player may take free relief by lifting the ball and removing the movable obstruction, and replacing a ball on the estimated spot right under where the ball was at rest in or on the movable obstruction.

Ball or Ball Marker Helping or interfering with Play (Rule 15.3)

15.3a Ball on Putting Green Helping Play

If a player reasonably believes that a ball on the putting green might help anyone's play, (such as serving as a possible backstop near the hole), the player may:

- Mark the spot of the ball and lift it under Rule 13.1b if it is his or her own ball, or if the ball belongs to another player, require the other player to mark the spot and lift the ball (see Rule 14.1).
- The lifted ball must be replaced on its original spot (see Rule 14.2)

If two or more players agree to leave a ball in place to help any player, and that player then makes a stroke with the helping ball left in place, each player who made the agreement gets the general penalty of two strokes

15.3b Ball Anywhere on Course Interfering with Play

Interference exists when another player's ball at rest:

- Might interfere with the player's area of intended stance or area of intended swing,
- Is on or close to the player's line of play such that, given the intended stroke, there is a reasonable chance the player's ball in motion could hit that ball, or
- Is close enough to distract the player in making the stroke.

If a player reasonably believes that another player's ball anywhere on the course might interfere with the player's own play:

- The player may require the other player to mark the spot and lift the ball, and the ball must not be cleaned (except when the ball is lifted from the putting green), and must be replaced on its original spot.

A player is not allowed to lift his or her ball under this Rule based only on the player's own belief that the ball might interfere with another player's play.

15.3c Ball-Marker Helping or Interfering with Play

If a ball-marker might help or interfere with play, a player may:

- Move their ball-marker out of the way, or
- Require another player to move their ball-marker out of the way

The ball-marker must be moved out of the way to a new spot measured from its original spot, such as by using one or more clubhead-lengths.

Abnormal Course Conditions (Including Immovable Obstructions) (Rule 16.1)

An immovable obstruction is an artificial object on the course that cannot be moved (e.g., a building) or cannot readily be moved (e.g., a firmly embedded direction post). Boundary objects and integral objects are not treated as obstructions, so no free relief is allowed.

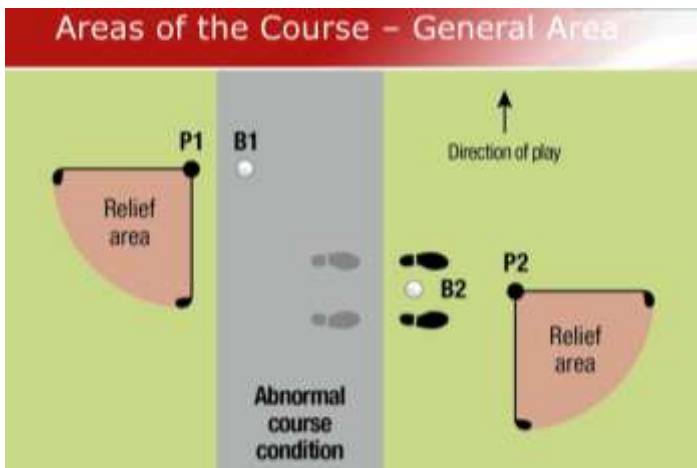
An abnormal course condition includes animal holes, temporary water, ground under repair, and immovable obstructions. Except when the ball is in a penalty area, relief without penalty is available from immovable obstructions and abnormal course conditions when the condition physically interferes with the lie of the ball, your stance or your swing. You may lift the ball and drop it within one club-length of the nearest point of

complete relief (see Definition of “Nearest Point of Complete Relief”), but not nearer the hole than the nearest point of complete relief (see General Area diagram). If the ball is on the putting green, it is placed at the nearest point of complete relief, which may be off the putting green.

There is no relief for intervention on your line of play unless your ball is on the putting green.

As an additional option when the ball is in a bunker, you may take relief from the condition by dropping the ball outside and behind the bunker under penalty of one stroke (see Bunker diagram).

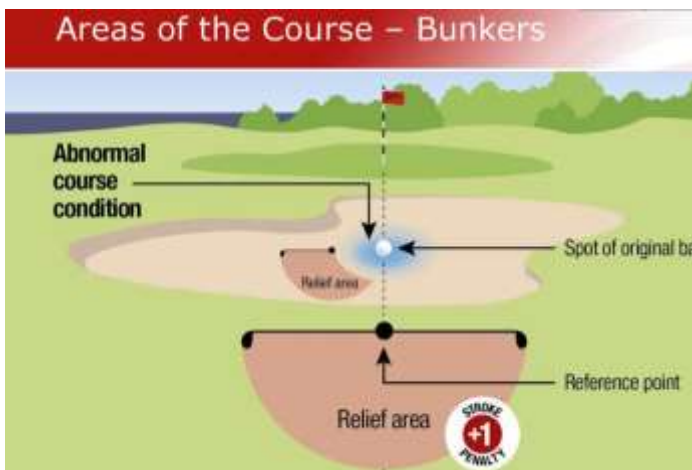
The first diagram illustrates the term “Nearest point of Complete Relief” in Rule 16 in the case of a right-handed player and the second diagram illustrates the additional relief option, for a penalty of one stroke, when the ball is in an abnormal course condition in a bunker.



Free relief is allowed for interference by an abnormal course condition, including an immovable obstruction, when the ball touches or lies in or on the condition (B1), or the condition interferes with the area of intended stance (B2) or swing.

The nearest point of complete relief for B1 is P1, and is very close to the condition. For B2 the nearest point of complete relief is P2, and is farther from the condition as the stance has to be clear of the abnormal course condition.

The shaded area represents the one-club length relief area that the ball must be dropped in, come to rest in, and be played from.



The diagram assumes a right handed player. When there is interference from an abnormal course condition in a bunker, free relief may be taken in the bunker under Rule 16.1b.

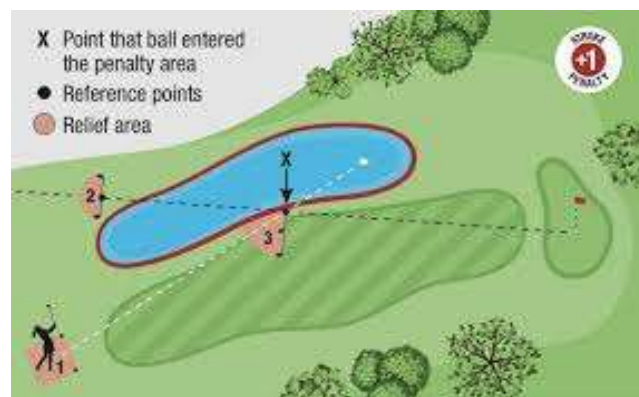
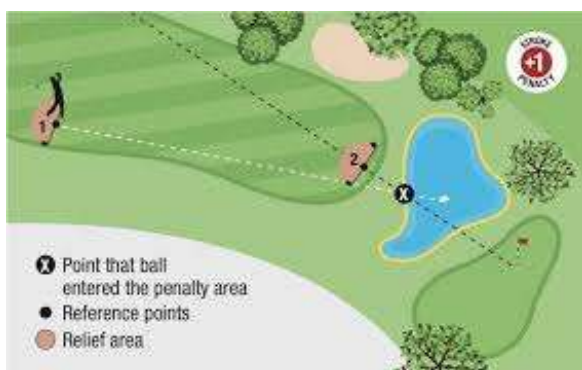
Relief may be taken outside the bunker for one penalty stroke. Relief outside the bunker is based on a reference line going straight back from the hole through the spot of the original ball in the bunker.

The shaded area represents the one-club length relief area that the ball must be dropped in, come to rest in, and be played from.

Penalty Areas (Rule 17)

If your ball is in a yellow penalty area (yellow stakes or lines) or a red penalty area (red stakes or lines) you may play it as it lies or, under penalty of one stroke:

- play a ball from where your last shot was played (stroke & distance), (options # 1 in the diagrams below), or



- drop a ball any distance behind the penalty area keeping a straight line between the hole, the point where the ball last crossed the edge of the penalty area and the spot on which the ball is dropped (the flag line), (options # 2 in the diagrams).

As an additional option for your ball that is in a red penalty area, also under penalty of one stroke, you may drop a ball within two club-lengths of, and not nearer the hole than:

- the point where the ball last crossed the edge of the red penalty area (lateral relief), (option # 3 in the diagram on the right).

Ball Lost or Out of Bounds; Provisional Ball (Rule 18)

Check the local rules on the score card or Rules sheet to identify the boundaries of the course. These are normally defined by fences, walls, white stakes or white lines.

If your ball is lost outside a penalty area or out of bounds you must play another ball from the spot where the last shot was played, under penalty of one stroke, (i.e., stroke and distance). You are allowed 3 minutes to search for a ball. If it is not found within 3 minutes, it is lost. (Rule 18.2a)

If, after playing a shot, you think your ball may be lost outside a penalty area or be out of bounds, you should play a provisional ball. When playing a provisional ball, you must announce and clearly indicate that you are going to play a provisional ball. (Rule 18.3b)

The player may continue to play the provisional ball without it losing its status as a provisional ball so long as it is played from a spot that is the same distance or farther from the hole than where the original ball is estimated to be (Rule 18.3c). This is true even if the provisional ball is played several times.

If the original ball is lost (other than in a penalty area) or out of bounds, you must continue with the provisional ball, under penalty of one stroke. If the original ball is found in bounds, you must continue play of the hole with it, and must stop playing the provisional ball.

Ball Unplayable (Rule 19)

If your ball is in a penalty area and you do not wish to play it as it lies, you must proceed under the penalty area rule – the unplayable ball rule does not apply. Elsewhere on the course, if you believe your ball is unplayable, you may, under penalty of one stroke (diagram 19.2):

- play a ball from where your last shot was played (stroke & distance, option #1 in the diagrams),
- drop a ball any distance behind the point where the ball lay keeping a straight line between the hole, the point where the ball lay and the spot on which the ball is dropped (the flag line, option # 2 in the diagrams), or
- drop a ball within two club-lengths of where the ball lies not nearer the hole (lateral relief, option # 3 in the diagrams).

If your ball is in a bunker you may proceed as above, under penalty of one stroke, except that if you are dropping back on a line or within two club-lengths, you must drop a ball in the bunker. (options # 2 & # 3 in diagram 19.3)

As an additional option, for a total of TWO PENALTY STROKES the player may take back-on-the-line relief outside the bunker based on a reference line going straight back from the hole through the spot where the original ball lies (flag line outside bunker, option # 4 in diagram 19.3)

DIAGRAM 19.2: RELIEF OPTIONS FOR BALL UNPLAYABLE IN GENERAL AREA

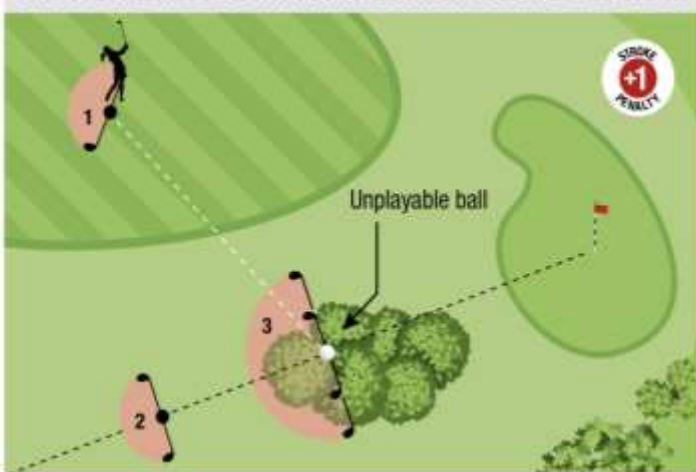
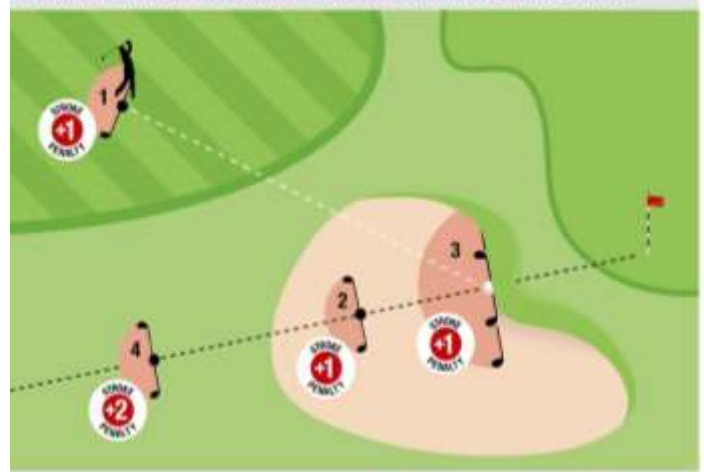


DIAGRAM 19.3: RELIEF OPTIONS FOR BALL UNPLAYABLE IN BUNKER



Acclimatization and Exertional Heat Illness Precautions

All coaching and medical staff personnel shall observe the following precautions for **all sports competed outdoors and/or in a hot, humid environment.**

- **Stress to participants the importance of properly hydrating** during the day leading up to the contest/training, and to drink 8-to-12 ounces of water or sport drinks 20 minutes prior to the contest or any training session. This procedure can help prevent problems during practice and contests.
- **Schools shall have unlimited amounts of water** and sport drinks on hand during practices and contests, and coaches in team sports should be prepared to play a lot of players rather than just the starters.
- **Contest officials are permitted to establish predetermined breaks** during contests, such as halfway through each period. At that time, players can drink water and remove their equipment, which should also take place at halftime (the more skin that is exposed, the more cooling that can take place). **This provision also applies to all sports.**
- **NFHS football playing rules allow the referee to shorten periods** per mutual agreement by the opposing coaches. In addition, by mutual agreement a game may be terminated at any time.
- **Contest managers are advised to monitor conditions** for others affiliated with the contest, like cheerleaders, band members, coaches, officials and especially spectators.
- **In football, if schools decide NOT to play a contest, it becomes an open date for both.** If one school desires to play but the other does not, there are no forfeits involved. Again, it would become an open date for both schools. However, schools do have the option to reschedule contests, and OHSAA regulations do permit schools to play more than one contest per week. There also are no OHSAA regulations that prohibit games from being played on Sundays. The same concepts apply to all other OHSAA sports.
- **Know both the Temperature and Humidity.** The greater the humidity the more difficult it is for the body to cool itself. **Test the air prior to practice or a game using a wet bulb, globe, temperature index (WBGT index) which is based on the combined effects of air temperature, relative humidity, radiant heat and air movement and is the recommended standard of care for assessing risk of exertional heat illness.** The following precautions are recommended when using the WBGT Index: (ACSM's Guidelines for the Team Physician, 1991)

Below 64 - Unlimited activity

65-72 - Moderate risk

74-82 - High Risk

82 plus - Very high risk

One other method of measuring the relative humidity is the use of a sling psychrometer, which measures wet bulb temperature. The wet bulb temperature should be measured prior to practice and the intensity and duration of practice adjusted accordingly. Recommendations are as follows:

Under 60 F Safe but always observe athletes

61-65 F Observe players carefully

66-70 F Caution

71-75 F Shorter practice sessions and more frequent water and rest breaks

75+ F Danger level and extreme caution

The OHSAA advises careful monitoring of the weather and plans to modify training and competition including:

- 1) Modification of equipment, if applicable to the sport
- 2) Allowance for more frequent rest breaks and the use of shaded areas for those breaks
- 3) Modification of practice time
- 4) Availability of water always
- 5) Availability of cold water immersion tubs for onsite cooling
- 6) If exertional heat stroke is suspected, immediate onsite cooling using cold water immersion before transport by EMS
- 7) Review and practice of the OHSAA's recommended Emergency Action Plan, "Anyone Can a Save A Life," or similar plan for all sports teams with special emphasis on the heat illness section.

LIGHTNING AND INCLEMENT WEATHER

Lightning and Inclement weather procedures are as follows. Please review these carefully. The Lightning and Inclement Weather Policy is relative to ALL OHSAA Sports.

These guidelines provide a default policy to those responsible or sharing duties for making decisions concerning the suspension and restarting of practices and contests based on the presence of lightning or thunder. The preferred sources from which to request such a policy for your facility would include the nearest office of the National Weather Service.

Proactive Planning

1. Assign staff to monitor local weather conditions before and during practices and contests.
2. Develop an evacuation plan, including identification of appropriate nearby safer areas, and determine the amount of time needed to get everyone to the designated safer area:
 - a.) A designated safer place is a substantial building with plumbing and wiring where people live or work, such as a school, gymnasium or library. An alternate safer place from the threat of lightning is a fully enclosed (not convertible or soft top) metal car or school bus.
3. Develop criteria for suspension and resumption of play:
 - a.) When thunder is heard or lightning is seen*, the leading edge of the thunderstorm is close enough to strike your location with lightning. Suspend play for at least 30 minutes and vacate the outdoor activity to the previously designated safer location immediately.
 - b.) **30-minute rule.** Once play has been suspended, wait at least 30 minutes after the last thunder is heard or lightning is witnessed* prior to resuming play.
 - c.) Any subsequent thunder or lightning* after the beginning of the 30-minute count will reset the clock and another 30-minute count should begin.
 - d.) When lightning-detection devices or mobile phone apps are available, this technology could be used to assist in making a decision to suspend play if a lightning strike is noted to be within 10 miles of the event location. However, you should never depend on the reliability of these devices and, thus, hearing thunder or seeing lightning* should always take precedence over information from a mobile app or lightning-detection device.

*At night, under certain atmospheric conditions, lightning flashes may be seen from distant storms. In these cases, it may be safe to continue an event. If no thunder can be heard and the flashes are low on the horizon, the storm may not pose a threat. Independently verified lightning detection information would help eliminate any uncertainty.

4. Review the lightning safety policy annually with all administrators, coaches and game personnel and train all personnel.
5. Inform student-athletes and their parents of the lightning policy at the start of the season.

COMMUNICABLE DISEASE PROCEDURES

While risk of one athlete infecting another with HIV/AIDS during competition is close to non-existent, there is a remote risk that other blood borne infectious diseases can be transmitted. For example, Hepatitis B can be present in blood as well as other bodily fluids. Procedures for reducing the potential for transmission of these infectious agents should include, but not be limited to, the following:

1. The bleeding must be stopped, the open wound covered and if there is an excessive amount of blood on the uniform, it must be changed before the athlete may participate.
2. Routine use of gloves or other precautions to prevent skin and mucous-membrane exposure when contact with blood and other body fluids is anticipated.
3. Immediately wash hands and other skin surfaces if contaminated (in contact) with blood or other body fluids. Wash hands immediately after removing gloves.
4. Clean all contaminated surfaces and equipment with an appropriate disinfectant before competition resumes.
5. Practice proper disposal procedures to prevent injuries caused by needles, scalpels and other sharp instruments or devices.
6. Although saliva has not been implicated in HIV transmission, to minimize the need for emergency mouth-to-mouth resuscitation, mouthpieces, resuscitation bags, or other ventilation devices should be available for use.
7. Athletic trainers/coaches with bleeding or oozing skin conditions should refrain from all direct athletic care until the condition resolves.
8. Contaminated towels should be properly disposed of/disinfected.
9. Follow acceptable guidelines in the immediate control of bleeding and when handling dressings, mouthguards and other articles containing body fluids.

Additional information is available from the OHSAA and the National Federation of High Schools

NFHS Sportsmanship Mission Statement

Good sportsmanship is viewed by the National Federation of State High School Associations as a commitment to fair play, ethical behavior and integrity. In perception and practice, sportsmanship is defined as those qualities which are characterized by generosity and genuine concern for others. The ideals of sportsmanship apply equally to all activity disciplines. Individuals, regardless of their role in activities, are expected to be aware of their influence on the behavior of others and model good sportsmanship.

SPORTING CONDUCT



The OHSAA challenges everyone to take positive steps toward positive sporting behavior. It is the responsibility of each of us to serve as a positive role model and set high expectations for others.

ADMINISTRATORS

Athletic departments are comprehensive, pre-eminent teaching departments with a subject matter all their own: self-confidence, leadership, teamwork, discipline, perseverance, respect for others, strategic thinking, dedication, the importance of rules, and sportsmanship. These are true-life lessons, and participation in athletics provides another forum for learning.

Coaches and Officials are responsible for promoting sportsmanship and positive behavior on the field. Administrators, we need your continued assistance in promoting sportsmanship and controlling fan behavior in the stands! Let the parents and fans know what you expect!

COACHES

Your athletes will demonstrate the attitudes and behaviors they have learned from you, either through direct instruction or through observation of your actions. ***Never underestimate the influence you have on your players!*** You must:

- Abide by and teach the rules of the game in letter and in spirit.
- Set a good example for players and spectators to follow.
- Respect the integrity and judgment of game officials. Treating them with respect, even if you disagree with their judgment, will serve to create a positive impression of you and your team.
- Display modesty in victory and graciousness in defeat.
- Develop a program that rewards participants and spectators for displaying proper sportsmanship and enforces penalties on those who do not abide by sportsmanship standards.

STUDENT-ATHLETES

You serve as a role model for your younger siblings, young fans, your teammates, and your classmates. Set high expectations for everyone and help them follow-through! You must:

- Accept and understand the seriousness of your responsibility, and the privilege of representing your school and the community.
- Live up to the standards of sportsmanship established by the school administration and the coaching staff.
- Learn the rules of the game thoroughly and discuss them with others. This will assist everyone in the achievement of a better understanding and appreciation of the game.
- Treat opponents as you would like to be treated with respect.
- Respect the integrity and judgment of game officials. Treating them with respect, even if you disagree with their judgment, will serve to create a positive impression of you and your team.

It is difficult to develop a great setter, a great hitter or a great defensive player. However, your greatest challenge is to develop mature young adults who will become great citizens and role models in your community.

CONCLUSION

Good sportsmanship is everyone's responsibility. It is the essence of interscholastic athletics. Remember...some may question an official's call or a coach's substitution, but no one can question the value of good sportsmanship.

TOURNAMENT REGULATIONS

Tournament Regulations are available at www.ohsaa.org. (after approval at the August Board of Directors meeting). On the web site, under "**Sports and Tournaments**" select golf. The tournament regulations are listed under "**Tournament Information**" on the left side.

Looking Ahead to Tournament Time

The OHSAA sponsors Boys Tournaments in 3 divisions and Girls Tournaments in 2 divisions. Each of the state's District Athletic Boards are empowered by the OHSAA Constitution to organize and conduct the boys' and girls' golf tournaments at the Sectional and District levels.

The 3 divisions in boys and 2 divisions in girls are determined by the EMIS reports from the October 2018 count. Divisional realignments will remain as listed below through the 2020 season. Divisional Breakdowns are based upon the following enrollments:

<u>Division</u>	<u>Boys Enrolled</u>	<u>Total Schools</u>	<u>Division</u>	<u>Girls' Enrolled</u>	<u>Total Schools</u>
I	261 and more	201	I	253 and more	174
II	147 - 260	200	II	252 and less	175
III	146 and less	204			

State Tournament Dates

<i>Boys Division II State Tournament:</i>	<i>October 16-17, 2020</i>	<i>OSU Scarlet</i>
<i>Boys Division III State Tournament</i>	<i>October 16-17, 2020</i>	<i>NorthStar</i>
<i>Girls Division II State Tournament:</i>	<i>October 16-17, 2020</i>	<i>OSU Gray</i>
<i>Boys Division I State Tournament:</i>	<i>October 23-24, 2020</i>	<i>OSU Scarlet</i>
<i>Girls Division I State Tournament</i>	<i>October 23-24, 2020</i>	<i>OSU Gray</i>

Athletic Districts

Representation to the State tournament (the number of State 'qualifiers') from District winners is determined by a formula based upon the number of teams participating in the previous year's tournament. The complete tournament regulations that will be adopted by the Board of Directors at its' August meeting will be able to be read in their entirety by logging on to www.ohsaa.org and navigating to the golf page under the "Sports and Tournaments" menu. Schools are assigned sites from their respective District Athletic Boards. You are encouraged to visit their websites for additional information.

Northwest District: www.ohsaa.org/nwdab

Central District: www.ohsaa.org/cdab

Southwest District: www.ohsaa.org/swdab

Southeast District: www.ohsaa.org/sedab

East District: www.ohsaa.org/edab

Northeast District: www.ohsaa.org/nedab





OHIO HIGH SCHOOL ATHLETIC ASSOCIATION

4080 Roselea Place, Columbus, Ohio 43214

614-267-2502

FAX 614-267-1677

www.ohsaa.org

2020 WAIVER REQUEST Golf Non-Interscholastic Rule*

Please complete and return to Lauren Prochaska at lprochaska@ohsaa.org

OHSAA regulations permit schools to request a waiver of General Sports Regulation 7.2.2 – Participating on Non-School Teams. The waiver, permitting non-intercholastic participation during the school season once a student has participated on the school team, may be granted up to 3 times per school season. Each waiver is good for one event. To be considered one event, all play in the event must be held on consecutive days. **No waivers will be granted for events taking place after September 27, 2020. This waiver request must be submitted by a school administrator.**

Name of Member School Making Request:

Name of Student:

Grade Level of Student:

1st Request ____ 2nd Request ____ 3rd Request ____ (check one)

Name of Non-Interscholastic Event:

Location of Event (*Golf Course Name, City, State*) :

Date(s) of Event:

Head Coach's Name and Email Address:

Athletic Director's Name and Email Address:

Email request to lprochaska@ohsaa.org

Office Use Only:

Approval By: _____

Signature of OHSAA Administrator

Date: _____

*This request does not waive golf regulation 2.4, which prohibits a student from participating in the OHSAA Golf Tournament if that student continues to participate on or after the established non-intercholastic date.

**RespectSM
THE
GAME**

