Welcome to the State Track & Field Tournament

From the OHSAA Executive Director

On behalf of the Ohio High School Athletic Association, welcome to the 115th Annual Boys, 48th Annual Girls, and 10th Annual Seated Athlete OHSAA State Track and Field Tournaments. I extend these wishes on behalf of the OHSAA's Board of Directors, our staff and our member schools.

Over 350,000 young people in our state annually participate in interscholastic athletics. The state tournament is the pinnacle of each high school season, and the air is filled with excitement in anticipation of today's event.

Few things bring schools, communities and students together like high school activities and sports. This tournament event not only promises to help rekindle the spirit of citizenship and community, but it also will afford our students the lifelong memories of playing together to achieve successes later in life.

The Ohio High School Athletic Association is proud to host today's tournament event, and we're also proud to provide quality programs which help apply the lessons of life in an unequalled atmosphere. While we hope student-athletes are participating in interscholastic athletic programs because they're having fun, participation also promotes citizenship and sportsmanship; instills a sense of pride in community; teaches lifelong lessons of teamwork and self-discipline, and facilitates the physical and emotional development of our youth. In short, interscholastic athletic programs are vital to our youth because they provide lessons that are as important as those taught in the classroom, and they help prepare our sons and daughters for the next level of life.

As you watch the competition today, you as spectators can also contribute to the quality of this tournament event and the experience of our young people. By meeting the challenge of displaying sporting behavior in the stands, you are providing a sound example for the students in attendance and are also representing your schools and communities with pride and dignity. Indeed, such events should be both a playing experience and a learning experience for our high school students, so let's make sure that, whether we win or lose today, that our focus is to recognize and celebrate the commitment, dedication and determination of the young people competing.

The OHSAA wishes all teams and participants good luck, and we hope your experience at this tournament is positive. And as you watch today, please remember that everyone has the opportunity and responsibility to "Respect The Game!"

Spectators are asked to add to the quality of this tournament by displaying sportsmanship in the stands and showing respect for all participants and officials. You are representing your school and your communities, just like the student-athletes competing. Let's make sure that, win or lose, our focus is to recognize and celebrate the dedication and determination of the young people competing.

Sincerely,

Doug Ute

Doug Ute, Executive Director
Ohio High School Athletic Association

PROGRAM CONTENTS

2 - Tournament Schedule of Events
4 - Tournament Personnel
5 - Feature: Kenna Stimmel
7 - Track and Field Record Breakers; Sprint Triple Crown
9 - 7th/8th Grade Track & Field State Championships; Cross Country Information, Distance Triple Crown

Tournament Qualifers and Lane Assignments by Event (Division Order: III, II, I)

10 - Event 1: Girls 4x800 Relay
11 - Event 2: Boys 4x800 Relay
12 - Event 3: Girls 100 Hurdles
13 - Event 4: Boys 110 Hurdles
14 - Event 5: Girls 100 Dash
15 - Event 6: Boys 100 Dash
16 - Event 7: Girls 4x200 Relay
17 - Event 8: Boys 4x200 Relay
18 - Event 9: Girls 1600 Run
19 - Event 10: Boys 1600 Run
20 - Event 11: Girls 4x100 Relay
21 - Event 12: Boys 4x100 Relay
22 - Event 13: Girls 400 Dash
23 - Event 14: Boys 400 Dash
24 - Event 15: Girls 300 Hurdles
25 - Event 16: Boys 300 Hurdles
26 - Event 17: Girls 800 Run
27 - Event 18: Boys 800 Run
28 - Event 19: Girls 200 Dash
29 - Event 20: Boys 200 Dash
30 - Event 21: Girls 3200 Run
31 - Event 22: Boys 3200 Run
32 - Event 23: Girls 4x400 Relay
33 - Event 24: Boys 4x400 Relay
34 - Event 25: Girls Discus
35 - Event 26: Boys Discus
36 - Event 27: Girls High Jump
37 - Event 28: Boys High Jump
38 - Event 29: Girls Long Jump
39 - Event 30: Boys Long Jump
40 - Event 31: Girls Shot Put
41 - Event 32: Boys Shot Put
42 - Event 33: Girls Pole Vault
43 - Event 34: Boys Pole Vault
44 - Girls Seated Events and Records
45 - Boys Seated Events and Records
49-55 - Boys Qualifiers by School
59-65 - Girls Qualifiers by School
66-68 - 2022 Boys and Girls State Tournament Review and Recaps
70-71 - Annual Girls State Team Champions and Runners-Up
73 - State Tournament Timeline
74-75 - Annual Boys State Team Champions and Runners-Up
76-77 - State Champions and Runners-up by School
78 - Boys and Girls Division I; Seated Individual State Tournament Records
79 - Boys and Girls Division II Individual State Tournament Records
80 - Boys and Girls Division III Individual State Tournament Records
83-84 - Boys All-Time State Tournament Top 10 Performances
85-86 - Girls All-Time State Tournament Top 10 Performances
87-88 - Boys and Girls State Interscholastic Records
89 - Jesse Owens Memorial Stadium Records—HS only
90 - State Tournament Miscellaneous Records
91 - State Tournament Superlatives
98-99 - Girls/Boys Score Sheets

On the Cover: *(L to R): Morgan Hallett, Norton; Kya Epps, Akron St. Vincent-St. Mary; Rachel Steffen, Cincinnati Mt. Notre Dame; Katie Ruffener, North Robinson Colonel Crawford; Troy Lane, Pickerington HS Central; Ryne Shackelford, LaGrange Keystone; Sherron Jones, Bascom Hopewell-Loudon; Brady Yingst, Lima Perry.*

The OHSAA state track and field tournament returns to Ohio State's Jesse Owens Memorial Stadium in 2023. The facility has hosted the meet every year since its opening in 2004, except for the pandemic-impacted years of 2020 and 2021.

2023 State Tournament Schedule of Events

DIVISION III

Friday, June 2, 2023

TRACK EVENTS
Final

9:30 A.M.	Girls Relay — 4 x 800 meters
9:45 A.M.	Boys Relay — 4 x 800 meters

Semifinals

10:00 A.M.	Girls Hurdles (33”) — 100 meters
10:10 A.M.	Boys Hurdles (39”) — 110 meters
10:20 A.M.	Girls Dash — 100 meters
10:25 A.M.	Boys Dash — 100 meters
10:30 A.M.	Girls Relay — 4 x 200 meters
10:40 A.M.	Boys Relay — 4 x 200 meters
10:50 A.M.	Girls Relay — 4 x 100 meters
10:55 A.M.	Boys Relay — 4 x 100 meters
11:00 A.M.	Girls Dash — 400 meters
11:10 A.M.	Boys Dash — 400 meters
11:20 A.M.	Girls Hurdles (30”) — 300 meters
11:30 A.M.	Boys Hurdles (36”) — 300 meters
11:40 A.M.	Girls Dash — 200 meters
11:50 A.M.	Boys Dash — 200 meters
12:00 P.M.	Girls Relay — 4 x 400 meters
12:10 P.M.	Boys Relay — 4 x 400 meters
	Girls Race – Seated 800 meters, if needed
	Boys Race – Seated 800 meters, if needed

In all running events at the state meet consisting of semifinal heats, the top 2 from each heat and the next 2 fastest times will qualify to the finals.

Field Events—Preliminary Trials & Finals

1:00 P.M.	Girls Discus Throw
1:00 P.M.	Boys High Jump
1:00 P.M.	Girls Long Jump
1:00 P.M.	Boys Shot Put
1:00 P.M.	Girls Pole Vault
4:00 P.M.	Boys Discus Throw
4:00 P.M.	Girls High Jump
4:00 P.M.	Boys Long Jump
4:00 P.M.	Girls Shot Put
4:00 P.M.	Boys Pole Vault

Saturday, June 3, 2023

TRACK EVENTS
Finals

9:30 A.M.	Girls Hurdles (33”) — 100 meters
9:35 A.M.	Boys Hurdles (39”) — 110 meters
9:40 A.M.	Girls Dash — 100 meters
	Boys Dash — 100 meters
9:45 A.M.	Girls Relay — 4 x 200 meters
9:55 A.M.	Boys Relay — 4 x 200 meters
10:05 A.M.	Girls Run — 1600 meters
	Boys Run — 1600 meters
10:20 A.M.	Girls Relay — 4 x 100 meters
	Boys Relay — 4 x 100 meters
10:35 A.M.	Girls Dash — 400 meters
	Boys Dash — 400 meters
10:40 A.M.	Girls Hurdles (30”) — 300 meters
	Boys Hurdles (36”) — 300 meters
10:55 A.M.	Girls Run — 800 meters
	Boys Run — 800 meters
	Girls Race – Seated 800 meters
	Boys Race – Seated 800 meters
11:25 A.M.	Girls Dash — 200 meters
	Boys Dash — 200 meters
11:30 A.M.	Girls Run — 3200 meters
	Boys Run — 3200 meters
12:00 P.M.	Girls Relay — 4 x 400 meters
	Boys Relay — 4 x 400 meters

Live results for Div. I are available at the link above.

Live results for Seated are available at the link above.

DIVISION II

Friday, June 2, 2023

Field Events—Preliminary Trials & Finals

9:30 A.M.	Girls Discus Throw
9:30 A.M.	Girls High Jump
9:30 A.M.	Boys Long Jump
9:30 A.M.	Boys Shot Put
9:30 A.M.	Boys Pole Vault
11:15 A.M.	Boys Seated Shot Put
11:15 A.M.	Girls Seated Shot Put

TRACK EVENTS
Final

1:30 P.M.	Girls Relay — 4 x 800 meters
1:45 P.M.	Boys Relay — 4 x 800 meters

Semifinals

2:00 P.M.	Girls Hurdles (33”) — 100 meters
2:10 P.M.	Boys Hurdles (39”) — 110 meters
2:20 P.M.	Girls Dash — 100 meters
2:25 P.M.	Boys Dash — 100 meters
2:30 P.M.	Girls Relay — 4 x 200 meters
2:40 P.M.	Boys Relay — 4 x 200 meters
2:50 P.M.	Girls Relay — 4 x 100 meters
2:55 P.M.	Boys Relay — 4 x 100 meters
3:00 P.M.	Girls Dash — 400 meters
3:10 P.M.	Boys Dash — 400 meters
	Girls Race – Seated 400 meters, if needed
	Boys Race – Seated 400 meters, if needed
3:20 P.M.	Girls Hurdles (30”) — 300 meters
3:30 P.M.	Boys Hurdles (36”) — 300 meters
3:40 P.M.	Girls Dash — 200 meters
3:50 P.M.	Boys Dash — 200 meters
4:00 P.M.	Girls Relay — 4 x 400 meters
4:10 P.M.	Boys Relay — 4 x 400 meters

In all running events at the state meet consisting of semifinal heats, the top 2 from each heat and the next 2 fastest times will qualify to the finals.

Saturday, June 3, 2023

Field Events—Preliminary Trials & Finals

9:30 A.M.	Boys Discus Throw
9:30 A.M.	Boys High Jump
9:30 A.M.	Girls Long Jump
9:30 A.M.	Girls Shot Put
9:30 A.M.	Girls Pole Vault

TRACK EVENTS
Finals

1:00 P.M.	Girls Hurdles (33”) — 100 meters
1:05 P.M.	Boys Hurdles (39”) — 110 meters
1:10 P.M.	Girls Dash — 100 meters
	Boys Dash — 100 meters
1:15 P.M.	Girls Relay — 4 x 200 meters
1:25 P.M.	Boys Relay — 4 x 200 meters
1:35 P.M.	Girls Run — 1600 meters
	Boys Run — 1600 meters
1:50 P.M.	Girls Relay — 4 x 100 meters
	Boys Relay — 4 x 100 meters
2:05 P.M.	Girls Dash — 400 meters
	Boys Dash — 400 meters
	Girls Race – Seated 400 meters
	Boys Race – Seated 400 meters
2:15 P.M.	Girls Hurdles (30”) — 300 meters
	Boys Hurdles (36”) — 300 meters
2:30 P.M.	Girls Run — 800 meters
	Boys Run — 800 meters
2:40 P.M.	Girls Dash — 200 meters
	Boys Dash — 200 meters
2:45 P.M.	Girls Run — 3200 meters
	Boys Run — 3200 meters
3:15 P.M.	Girls Relay — 4 x 400 meters
	Boys Relay — 4 x 400 meters

Live results for Div. II are available at the link above.

DIVISION I

Friday, June 2, 2023

TRACK EVENTS
Final

4:45 P.M.	Girls Relay — 4 x 800 meters
5:00 P.M.	Boys Relay — 4 x 800 meters

Semifinals

5:15 P.M.	Girls Hurdles (33”) — 100 meters
5:25 P.M.	Boys Hurdles (39”) — 110 meters
5:35 P.M.	Girls Dash — 100 meters
5:40 P.M.	Boys Dash — 100 meters
	Girls Race – Seated 100 meters, if needed
	Boys Race – Seated 100 meters, if needed
5:45 P.M.	Girls Relay — 4 x 200 meters
5:55 P.M.	Boys Relay — 4 x 200 meters
6:05 P.M.	Girls Relay — 4 x 100 meters
6:10 P.M.	Boys Relay — 4 x 100 meters
6:15 P.M.	Girls Dash — 400 meters
6:25 P.M.	Boys Dash — 400 meters
6:35 P.M.	Girls Hurdles (30”) — 300 meters
6:45 P.M.	Boys Hurdles (36”) — 300 meters
6:55 P.M.	Girls Dash — 200 meters
7:05 P.M.	Boys Dash — 200 meters
7:15 P.M.	Girls Relay — 4 x 400 meters
7:25 P.M.	Boys Relay — 4 x 400 meters

In all running events at the state meet consisting of semifinal heats, the top 2 from each heat and the next 2 fastest times will qualify to the finals.

Saturday, June 3, 2023

Field Events—Preliminary Trials & Finals

12:00 P.M.	Girls Discus Throw
12:00 P.M.	Girls High Jump
12:00 P.M.	Boys Long Jump
12:00 P.M.	Boys Shot Put
12:00 P.M.	Boys Pole Vault
3:00 P.M.	Boys Discus Throw
3:00 P.M.	Boys High Jump
3:00 P.M.	Girls Long Jump
3:00 P.M.	Girls Shot Put
3:00 P.M.	Girls Pole Vault

TRACK EVENTS
Finals

4:30 P.M.	Girls Hurdles (33”) — 100 meters
4:35 P.M.	Boys Hurdles (39”) — 110 meters
4:40 P.M.	Girls Dash — 100 meters
	Boys Dash — 100 meters
	Girls Race – Seated 100 meters
	Boys Race – Seated 100 meters
4:55 P.M.	Girls Relay — 4 x 200 meters
5:05 P.M.	Boys Relay — 4 x 200 meters
5:15 P.M.	Girls Run — 1600 meters
	Boys Run — 1600 meters
5:30 P.M.	Girls Relay — 4 x 100 meters
	Boys Relay — 4 x 100 meters
5:45 P.M.	Girls Dash — 400 meters
	Boys Dash — 400 meters
5:50 P.M.	Girls Hurdles (30”) — 300 meters
	Boys Hurdles (36”) — 300 meters
6:05 P.M.	Girls Run — 800 meters
	Boys Run — 800 meters
6:15 P.M.	Girls Dash — 200 meters
	Boys Dash — 200 meters
6:20 P.M.	Girls Run — 3200 meters
	Boys Run — 3200 meters
6:50 P.M.	Girls Relay — 4 x 400 meters
	Boys Relay — 4 x 400 meters

Live results for Div. III are available at the link above.

Capacity crowds fill Jesse Owens Memorial Stadium in June for the OHSAA Track and Field State Tournament. With seating for 10,000 spectators, it is the largest track-specific facility in the state of Ohio.

FOLLOW THE OHSAA ON SOCIAL MEDIA BEFORE, DURING AND AFTER THE STATE TOURNAMENTS!!

@OHSAASports

@OHSAASports

@OHSAASports

@OHSAASports

@ohsaa_sports

www.OHSAA.org

Gahanna Lincoln's Camden Bentley and Westerville South's Marissa Saunders and Alexus Roberts react after Bentley's time of 13.25 in the 2022 100-meter hurdle finals is revealed. The mark was wind-aided, but Bentley's 13.45 in the semifinals stands as the top time in OHSAA state tournament history.

THE PLACE FOR HIGH SCHOOL SPORTS

Every event from the 2023 OHSAA Track and Field State Tournament will be live streamed by the NFHS Network. Visit the Ohio page at www.NFHSNetwork.com for more information and subscription details.

2023 Tournament Personnel

TOURNAMENT MANAGER
Dave DeAngelo

OHSAA TRACK & FIELD DIRECTOR OF OFFICIATING DEVELOPMENT; STATE RULES INTERPRETER
BJ Duckworth

OHSAA SPORT ADMINISTRATOR FOR TRACK AND FIELD
Dustin Ware

SITE MANAGERS
Tyler Eatman
Katie Sherman

GAMES COMMITTEE
James D. Fox, Div. 1
Steve Hurley, Div. 2
Roger Hosler, Div. 3
Terri Tutt, Seated
Dustin Ware
Dave DeAngelo
BJ Duckworth
Andy Cox, Coach
Anjanette Whitman, Coach

ANNOUNCERS
Andris Baltputnis
Dennis Sabo

REFEREES
Jim Fox - Div. 1
Steve Hurley - Div. 2
Roger Hosler - Div. 3
Terri Tutt - Seated Div.
Kent Lamberson - Asst. Referee

CLERKS
Jamie Bialecki, Head
Tony Mollica
Bridgette Longino-Thomas
Gretchen Acker
Krista Frimel
Glen Smith

STARTERS
Deborah Molnar, Head
Steven Canby
Sharon Wiegand
William Reed #
 # Announcer for Starts

UMPIRES
Doug Gilbert, Head
Ron Weaver, Asst. Head
James Baumer* *Zone A*
Brandon Darling* *Zone B*
Wayne Ferne* *Zone C*
Mike Nissenbaum* *Zone D*
Shari McCaslin
Phillip Pillin
Brian Martin
Larry Dellosa
Donald Groubert
Michael Galleher
Karen McKeehan
David Milkovich
RJ Van Alman
Lois Wright
David Ahner
Gail Bowers
Phillip Cloud
Christopher Farroni
Sid McMahon
Daniel Collier
Tyrone Morris
Robert Kirkpatrick
Doug O'Brien
Ed Katzman
** Sector Chief*

FIELD JUDGES
Dave Meuleman–Head Field Judge
Lou Brown–Head Field Judge

DISCUS THROW JUDGES
Robert Hodgson, Head
Michael Fisher
Michael Beam
Paul Hulea
Jeff Polhemus

HIGH JUMP JUDGES
Margie Iagulli, Head
William Bretz
Julie Gauvreau

LONG JUMP JUDGES
Paul Hollern, Head
Susan Williams
Ray Wasson
Les Chih

POLE VAULT JUDGES
Boys–
Joe Gilbert, Head
Roger Edsigner
Cynthia Hotaling
Kristopher Marshall
Girls–
Jay Salvage, Head
Neal Charske
Marty Dahlman
Patty Mitchell

SHOT PUT JUDGES
Gary Muckenthaler, Head
Patricia Loveland
Dan Sabo
Sue Roth

TIMING SYSTEM (FINISHTIMING)
Mike Chatfield
Bailey Chatfield
Corey Dillon
Seth Fashner
Mike Garberich
Ryan King
Mark Klopfenstein
Jadyn Lockwood
Steve Lower
Pat Miller

OFFICIALS OBSERVERS
Rick Campbell
Bruce Benedict

OFFICIALS CLINIC MENTORS
Bob Meuleman
Mick Harris
Terry Armstead
Dave Madaras
John Daubenspeck

TOURNAMENT ASSIGNER
Rick Campbell

CAP COLORS
Grey — OHSAA Staff; Meet Management
Dk. Blue — Tournament Officials
Lt. Blue — Timing and Data Crew
Red — Officials Mentors
Dk. Green — Officials Clinic Participants

SUPPORT PERSONNEL

PHYSICIANS/TRAINERS
OSU Sports Medicine Center

AWARDS COORDINATORS
Ken Kaiser, Head
Paige Ludwig

PERSONNEL
Rob Jech
Kurt Schooley

VIDEOGRAPHY
TKDS Sports Network

PUBLIC ADDRESS ASSISTANTS
Paula Coder
Liz Davis

NEWS MEDIA
Bob Goldring
Tim Stried
Scott Rex
Zachary Taylor
Gavyn Freeland
Cameron Kozlay
Preston Miller
Bryn Mangold
Malia Chow

FACILITIES AND ELECTRONICS
Mike Smith
Brian Gimbel
Jason Browning

TICKETS
Kate Nushart
Sarah Precht

TEAM PACKETS
Carol Cassady
Peggy Spangler

PROGRAM SELLERS
Stephanne Musser
Scott Holmes

PUBLIC SAFETY
Marty Allen
Julie Cross

The OHSAA is appreciative of the team of officials, judges, timers, medical and facilities personnel, and more who work collaboratively to conduct the state tournament. Thank you for your dedication to our state's student-athletes!

GAMES COMMITTEE REPORT

In accordance with the National Federation Track and Field Rule 5-6, the Games Committee for the 2023 Boys and Girls State Track and Field Tournaments assigned heats and lanes according to the following procedure:

1 — 800-meter run; 1,600-meter run; 3,200-meter run; and 4x800-meter relays: random draw, 2 runners per lane

2 — All other races:

Seed	Lane
1	4
2	5
3	6
4	3
5	2
6	7
7	8
8	1
9	9

3 — The principles of heat drawing, pages 33-34, 2023 National Federation Track and Field Rules, were followed. Two regional winners were seeded first and second in each semifinal heat, two regional runners-up were seeded third and fourth in each heat, two regional third-place finishers were seeded fifth and sixth and two regional fourth-place finishers were seeded seventh and eighth. The at-large qualifiers are seeded ninth.

Members of the Games Committee are listed on on the left of this page. The Ohio High School Athletic Association commends this committee as well as the tournament officials for their outstanding dedication and integrity in officiating these tournaments.



Pole Vaulter Kenna Stimmel

Kenna Stimmel (Castalia Margaretta) cleared 14-6.25 on her first attempt at the 2022 OHSAA state tournament, setting what was then a new national high school girls record in the pole vault. Stimmel's mark now ranks second all-time. A three-time state champion in the pole vault, Stimmel competes collegiately at Virginia Tech.

NFHS Top Five Girls Pole Vault Marks

1. Amanda Moll (WA) – 14-9.5
2. Kenna Stimmel (OH) – 14-6.25
3. Amanda Moll (WA) – 14-6
4. Rachel Baxter (CA) – 14-4
5. Morgan LeLeux (LA) – 14-2.75





CHAMPIONSHIP MERCHANDISE • EVENT SPECIFIC APPAREL • SHOP ONLINE 24/7

OHSAA™

OFFICIAL CHAMPIONSHIP MERCHANDISE

shopohsaa.com

powered by:

E.A. GRAPHICS

Your one-stop shop for corporate apparel and spirit wear.

E.A. Graphics is family owned and operated for over 45 years. Our experienced, in-house sales and art team provide the latest in decorating technology to bring to YOU the perfect customized apparel program for your business, school or organization.

CALL TODAY OR VISIT US ONLINE

800.343.6983 eagraphics.com

Ottawa-Glandorf's Alexa Fortman won two events at the 2022 Division II state meet. She won the 400-meters in 55.74 and the 800-meters in a state-record time of 2:08.60.

Gates Mills Hawken's 4x100-meter relay team of Dominic Johnson, Christian Anderson, Andrew Bukovnik, and Jordan Harrison broke the longest standing mark in the OHSAA tournament record book, posting a 41.66 to best the time of 41.79 that had stood since 1981 (Dayton Jefferson Twp.).

Bloomdale Elmwood's Jaydon Jenkins swept all four seated events at the 2022 state tournament, winning the 100-meters in a record time of 16.62.

Kaleb Nastari (Hanoverton United) won the Division III 800-meter run in a state-tournament record time of 1:49.56.

Nick Plant (Canfield) won the Division I 800-meter run in a state-record time of 1:48.65.

Sprint Triple Crown

Bascom Hopewell-Loudon's Sherron Jones claimed the sprint triple crown at the 2022 state tournament, finishing first in the Division III 100-meter, 200-meter, and 400-meter dashes. Jones is just the 15th boy in state history to win the sprint triple crown at the state championship meet.

A Lasting Tribute to Your

STATE CHAMPION!

Seed from State Champion Ohio Buckeye Tree!

$250 package includes:

- A unique 4-year Ohio Buckeye Tree
- Personalized, laser-engraved plaque with stand
- DNA authentication certificate
- Plant any time of the year
- Exclusively from Timberwind Tree Farm

State Championship Plaques

(Plaques can also be in memory of a loved one)

Questions? Visit **www.timberwindtrees.com** or call Jim @ **(937) 602-7902**

OHSAA 7th and 8th Grade Track & Field State Championships

The OHSAA conducted its sixth annual 7th & 8th Grade State Track and Field State Championships on May 13, 2023 at Hilliard Darby High School. The OHSAA also conducts a 7th & 8th Grade Cross Country Invitational in October at Fortress Obetz.

OHSAA Cross Country at Fortress Obetz

Three OHSAA cross country events occur every fall at Fortress Obetz in southeast Columbus: the Early Season High School Invitational, the 7th & 8th Grade State Invitational and the High School State Championships. This year, the Early Season Invitational will be Aug. 19, the junior high invitational will be the weekend of Oct. 21-22, and the OHSAA state championships will be Saturday, Nov. 4.

Distance Triple Crown

Lima Perry's Brady Yingst claimed the distance triple crown during the 2021-22 school year. He won the Division III cross country championship in the fall, then finished first in the 1600-meters and 3200-meters at the Division III state track meet in the spring. Yingst is the first boy in the state of Ohio to win the distance triple crown since Versailles' Sam Prakel in 2012.

Girls 4 x 800-Meter Relay

EVENT NO. 1

NATIONAL SCHOLASTIC RECORD
8:48.29 – Grosse Pointe South High School, Grosse Pointe Farms, Michigan, 2012
Kelsie Schwartz, Ersula Farrow, Haley Meier, Hannah Meier

Check the OHSAA Fan Guide for podium and action photos from the track and field state championships at ohsaa.org/Tickets-Fan-Guide.

OHSAA State Records on Pages 87-88 • Tournament Records on Pages 78-80



2022 Division III Results

1. Minster 9:28.67
(Margaret Hemmelgarn 10, Cameo Cedarleaf 11, Chaney Cedarleaf 10, Taylor Roth 11)
2. Ft. Loramie 9:34.91
3. Coldwater 9:43.31
4. Liberty Center 9:47.85
5. West Liberty-Salem 9:48.11
6. Elmore Woodmore 9:50.93
7. Kalida 9:51.70
8. Hamler Patrick Henry 9:52.55

Division III — Friday, June 2, 2023 — 9:30 A.M.

Lane	School and Relay Team Members	Regional Time
1a	**Rittman** Pyper Gibson, Caroline Kennel, Brooke Bowlby, Merrick Gibson	9:48.27
1b	**Toledo Ottawa Hills** Audrey Nixon, Erin Wilmore, Anna Ellingson, Elanora Smith	9:52.49
2a	**Worthington** Christian Zoe Ward, Natalie Ryan, Ellie Cain, Emma Unger	9:49.23
2b	**Botkins** Alaina Mann, Grace Gutman, Addison Blindauer, Brittany Arnold	9:46.39
3a	**Fort Loramie** Lauren Moore, Mylee Shatto, Camille Borchers, Colleen Borchers	9:40.36
3b	**Attica Seneca East** Valerie Bordner, Jaidyn Kagy-Alexander, Cami Lantz, Lilly Schiefer	10:04.58
4a	**Creston Norwayne** Annabel Stanley, Corinne McCall, Lillith Dreibelbis, Jaylee Wingate	9:43.18
4b	**West Liberty-Salem** Breece Gullett, Ashley Yoder, Teagan Boyd, Mallory Bostick	9:45.47
5a	**Haviland Wayne Trace** Abby Elkins, Bethany Miller, Abby Moore, Kiara Bahena	9:39.71
5b	**North Robinson Colonel Crawford** Brynn Bruner, Cecelia Chase, Rylinn Edgington, Gabby Roston	9:59.36
6a	**Minster** Margaret Hemmelgarn, Chaney Cedarleaf, Maria Niekamp, Taylor Roth	9:29.03
6b	**Liberty Center** MaKayla Meller, Kristine Minnich, Cassie Elieff, Gracie Miller	9:48.12
7a	**Sugarcreek Garaway** Jessie Johnson, Meghan Schwartz, Kenadi Yoder, Ellie Goehring	9:49.09
7b	**Kalida** Andrea Burgei, Lauren Laudick, Ady Miller, Allie Kuhlman	9:50.56
8a	**Elmore Woodmore** Jordan Beam, Emma Hammer, Olivia Vogelpohl, Caydie Buchanan	9:40.89
8b	**McDonald** Kylie Flere, Lillian Cappuzzello, Juliana Krumpak, Rita Domitrovich	9:57.60
9a	**Mogadore** Katie Lane, Brook McIntyre, Ari Tompkins, Rachel Whetstone	9:43.99
9b	**Fort Recovery** Ellie Will, Kennedy Muhlenkamp, Megan Diller, Natalie Brunswick	9:48.80

2022 Division II Results

1. Dayton Oakwood 9:14.83
(Bella Butler 11, Emma Almoney 11, Elizabeth Erwin 9, Grace Hartman 12)
2. Peninsula Woodridge 9:15.58
3. Chagrin Falls 9:23.36
4. Salem 9:25.33
5. Ottawa-Glandorf 9:26.17
6. Cincinnati Indian Hill 9:27.83
7. Waynesville 9:29.64
8. Minerva 9:34.70

Division II — Friday, June 2, 2023 — 1:30 P.M.

Lane	School and Relay Team Members	Regional Time
1a	**Chillicothe Unioto** Gwyn Eldridge, Briana Nelson, Cameron Walker, Ava Rooker	10:02.83
1b	**Perry** Grace Mckoon, Addison Renau, Holly Vis, Jordan Rowan	9:46.65
2a	**Dayton Oakwood** Annie Neff-isom, Elizabeth Erwin, Delaney Cahill, Katy Butler	9:38.65
2b	**Dayton Carroll** Ruby Gross, Melanie Hoffmann, Anna Thurman, Grace Braun	9:48.92
3a	**Lexington** Brailey Slone, Kenley Miller, Lily Wolfe, Elyana Weaver	9:37.72
3b	**The Plains Athens** Jillian Bourque, Landis Corrigan, Olivia Smart, Sophia Szolosi	10:04.13
4a	**Ottawa-Glandorf** Rose Turnwald, Olivia Fenbert, Corinne Closson, Alexa Fortman	9:30.84
4b	**Cuyahoga Falls CVCA** Maren Glittenberg, Kayla Ritzman, Amy Beebe, Jayna Cooley	9:38.10
5a	**Peninsula Woodridge** Eloise Willett, Joy Mcfarland, Marissa Boone, Reese Reaman	9:27.15
5b	**Akron St. Vincent-St. Mary** Aislynn Mcvicker, Maggie Pariso, Olivia Kindbom, Anne Rea	9:39.22
6a	**Minerva** Hera Hoffee, Hannah Ison, Annabelle Crissman, Kayla Crissman	9:39.05
6b	**Waynesville** Emme Greely, Kyla Harvey, Abigail Foley, Maria Gill	9:40.61
7a	**Huron** Jadyn Towns, Lucy Watson, Samantha Lesnak, Kennedy Schlessman	9:24.62
7b	**Findlay Liberty-Benton** Emma Garmatter, Riley Irwin, Kylie Recker, Madi Gaerke	9:42.41
8a	**Lancaster Fairfield Union** Andrea Phillips, Abigail Pike, Adelyn Winters, Anna Conrad	9:51.90
8b	**Chagrin Falls** Lilly Stukus, Bella Radomsky, Leah Kler, Mila Gresh	9:41.84
9a	**Salem** Ella Double, Maggie Hopple, Megan Stafford, Maggie Hall	9:33.95
9b	**Shelby** Channon Cundiff, Emma Montgomery, Kailyn Schwall, Kayla Gonzales	9:45.19



2022 Division I Results

1. Medina 9:11.01
(Rachel Smith 12, Jenna Razavi 12, Kayla Kutcel 12, Mia Heine 10)
2. Hilliard Davidson 9:14.61
3. Westlake 9:17.26
4. Loveland 9:18.80
5. Granville 9:20.97
6. Gahanna Lincoln 9:22.39
7. Beavercreek 9:24.92
8. Mentor 9:26.16

Division I — Friday, June 2, 2023 — 4:45 P.M.

Lane	School and Relay Team Members	Regional Time
1a	**Granville** Lillian Eckels, Sophia Poling, Zoee Lehman, Kara Bergeron	9:23.73
1b	**Rocky River** Katie Stirm, Clare Duffy, Brianna Chaves, Grace Lavelle	9:31.78
2a	**Beavercreek** Abby Roberts, Macie Roberts, Alex Magoteaux, Jamie Confer	9:29.20
2b	**Loveland** Madison Conatser, Delaney Cilley, Parker Mentzer, Caroline Murnan	9:31.34
3a	**Stow-Munroe Falls** Danzi Jones, Deena Ingrassia, Sydney Pitcovich, Jayla Atkinson	9:28.75
3b	**Columbus Bishop Watterson** Samantha Schmiesing, Eden Brush, Mia Gill, Erin Karas	9:25.72
4a	**Lewis Center Olentangy Orange** Brooke Chapman, Ava Otey, Mairin O'Brien, Abby Wells	9:13.90
4b	**Strongsville** Tina Varis, Jenny Guo, Brynn Severance, Hannah Jicha	9:25.56
5a	**Mason** Efa Paschka, Abby Slife, Bella Teply, Avery Legault	9:17.03
5b	**West Chester Lakota West** Prashi Vatsal, Kaitlin Kaszubski, Ava Shepard, Lauren Mang	9:31.11
6a	**Westlake** Sydney Peer, Ellie Irwin, Maggie Hennessey, Sarah Peer	9:16.47
6b	**Hudson** Abby Henderson, Jillian Paolucci, Ruby Jacops, Katie Will	9:36.05
7a	**Mentor** Kylie Beucler, Ada Sabo, Annie Berrow, Savannah Dennison	9:17.40
7b	**Canton GlenOak** Kaitlyn Esporite, Jada Ames, Nora Salem, Sophia Ngetich	9:36.30
8a	**Hilliard Davidson** Celia Schulte, Gemma Pusateri, Caitlyn Jones, Emi Schroyer	9:22.06
8b	**Avon** Kaitlyn Reese, Maddie Harrington, Jessica Pendleton, Anika Singh	9:30.82
9a	**Perrysburg** Natalie Sanders, Hannah Kersten, Laura Valette, Ava Beeks	9:18.76
9b	**Dublin Jerome** Natalie Fouts, Anna Rindler, Abbie McBrearty, Helen Randolph	9:29.83

Boys 4 x 800-Meter Relay

NATIONAL SCHOLASTIC RECORD
7:33.48 – Central Bucks South High School, Warrington, Pennsylvania, 2009
Jeffrey Dickson, David Manion, Matthew Poiesz, Thomas Mallon

EVENT NO. 2

OHSAA State Records on Pages 87-88 • Tournament Records on Pages 78-80

Check the OHSAA Fan Guide for podium and action photos from the track and field state championships at ohsaa.org/Tickets-Fan-Guide.

Division III — Friday, June 2, 2023 — 9:45 A.M.

Lane	School and Relay Team Members	Regional Time
1a	**Minster** Ryan Halpin, Will Knapke, Nick Prenger, Jack Grieshop	8:14.41
1b	**Botkins** Keaton Schnippel, Carson Brown, Collin Doseck, Carter Pleiman	8:18.90
2a	**Hanoverton United** Wyatt Medure, Brayden Ganslein, Andrew Frase, Kaleb Nastari	8:14.32
2b	**West Liberty-Salem** Quentin Rudolph, Micah Smith, Owen Harrison, Asher Knox	8:14.54
3a	**New Bremen** Zach Wiedeman, Sam Bernhold, Pierce Whitlatch, Patrick Bernhold	8:14.01
3b	**Marion Elgin** Issac Dillon, Kolby Wasserbeck, Ethan Marshall, Sage Brewer	8:21.71
4a	**Cedarville** Isaac Wallis, Ben Ormsbee, Drew Koning, Caleb Sultan	8:09.95
4b	**Norwalk St. Paul** Isaac Thimke, Nick Centa, Gavin Ross, Ian Deeter	8:21.35
5a	**Cortland Maplewood** Alex Donaldson, Andrew Donaldson, Brandon Calderwood, Bryson Himes	8:10.62
5b	**McDonald** Joey Cappuzzello, Caleb Domitrovich, Carson Klase, Juan Villanueva	8:16.20
6a	**Bluffton** Erik Nygaard, Sam Derstine, Eden Antrim, Landon Armstrong	7:57.92
6b	**Defiance Tinora** Cole Anders, Paul Westrick, Logan Coy, Jaxen Durfey	8:07.59
7a	**Mount Gilead** Aaron Gannon, Owen Hershner, Parker Bartlett, Will Baker	8:17.24
7b	**Mt. Blanchard Riverdale** Daniel Donaldson, Luke Donaldson, Andrew Woodruff, Ethan Warren	8:17.89
8a	**Lancaster Fisher Catholic** Noah Sharp, Landen Funk, Alex Ristau, Jack Gentile	8:20.47
8b	**Rittman** David Kollin, Devin Bowlby, Bryen Valerio, Luke Snyder	8:18.79
9a	**Toledo Ottawa Hills** Carson Mackey, Thomas Franklin, Sage Egan, Riley Nixon	7:58.03
9b	**Van Wert Lincolnview** Kreston Tow, Evan Johns, Maddox Norton, Conner Baldauf	8:19.98

2022 Division III Results

1. Ft. Loramie	7:53.18
(Colin Gasson 12, Frank Rethman 11, Trey Ranly 12, Colten Gasson 12)	
2. East Canton	8:00.90
3. Bluffton	8:01.25
4. Toledo Ottawa Hills	8:01.94
5. Howard East Knox	8:07.08
6. Columbus Grove	8:07.76
7. Ashland Crestview	8:09.29
8. Mount Gilead	8:11.46

Division II — Friday, June 2, 2023 — 1:45 P.M.

Lane	School and Relay Team Members	Regional Time
1a	**Chesterland West Geauga** Grant Congdon, Matthew Dienes, Daniel Kearns, Christopher Whiting	7:59.04
1b	**Streetsboro** Eric Tiller, Mario Puleo, Charles Ivory, Zachary Vales	8:15.81
2a	**Shelby** Marshall Moore, Luke Dininger, Huck Finnegan, Indy Mayer	8:06.63
2b	**Bexley** Holden Gohs, Dylan Horn, Solomon McDow, Benjamin Montgomery	8:14.06
3a	**Barnesville** Logan Dodd, Conner Starr, Julian Becerra, Connor Warrington	8:18.43
3b	**Van Wert** Rylan Miller, Andrew Laudick, Owen Scott, Gage Springer	8:26.34
4a	**Alliance Marlington** Cohen Boyce, Michael Nicholls, Luke Ryan, Colin Cernansky	7:56.34
4b	**Plain City Jonathan Alder** Brady Tremayne, Greg Nussbaum, Matthew Perkey, Luke Goode	8:08.62
5a	**Sandusky Perkins** Noah Normington-Slay, Ty Klepper, Garrett Corso, Colin Ellis	8:05.28
5b	**Thornville Sheridan** Simon Conrad, Tate Ruthers, John Skinner, Cooper Winders	8:19.62
6a	**Chillicothe Unioto** Caden Larue, Ashton Beverly, Turner Markko, J.J LaRue	8:09.19
6b	**Jamestown Greeneview** Josiah Knoerr, Landon Erisman, Archer Holston, Noah Sylvester	8:19.56
7a	**Dayton Carroll** Seth Tivakaran, Neil Tivakaran, Christopher Ruetschle, Logan Arnold	8:15.85
7b	**Minerva** Grasyn Rettig, Mason Steele, Ryan Cassidy, Rowen Hoffee	8:20.44
8a	**Ottawa-Glandorf** Isaac Macke, Ethan Metzger, Masen Vogt, Ty Rosengarten	8:17.24
8b	**Cuyahoga Falls CVCA** Jack Curtis, Leo Smith, Noah Mammone, Gavin Johnson	8:08.13
9a	**Peninsula Woodridge** Robbie Champa, Caiden Jansen, Sam Su, Seth Singer	7:56.43
9b	**Fairview Park Fairview** Ryan Hinojosa, Ben Myers, Owen Darnell, Tyson Crandall	8:12.08

2022 Division II Results

1. Alliance Marlington	7:49.66
(Liam Blake 12, Cohen Boyce 11, Noah Graham 12, Colin Cernansky 10)	
2. Beachwood	7:55.41
3. Cuyahoga Falls Cuyahoga Valley Christian Academy	7:56.64
4. Sandusky Perkins	7:59.98
5. Shelby	8:02.11
6. Peninsula Woodridge	8:02.41
7. Mogadore Field	8:03.46
8. West Liberty-Salem	8:04.04

Division I — Friday, June 2, 2023 — 5:00 P.M.

Lane	School and Relay Team Members	Regional Time
1a	**Toledo St. Francis de Sales** Jameson Heck, Sam Arquette, Kale Seymour, Ethan Cope	7:56.09
1b	**Powell Olentangy Liberty** Jacob Rygielski, Jaxson Eckert, Aadi Joshi, Noah Miller	7:57.64
2a	**Dublin Jerome** Charles Guerrera, Josh Razor, Ethan Ishida, Sam Ricchiuti	7:52.91
2b	**Cleveland St. Ignatius** Evan Richter, Ronan Donnelly, Aidan Zielinski-Mendez, John Corrigan	8:00.00
3a	**Rocky River** Guillaume Carroll, Henry Lange, Grant Preto, Majid Abuaun	7:50.87
3b	**Lewis Center Olentangy** Jason Rettinger, Tommy Richards, Parker Reed, Hugh Jacobsmeyer	7:54.83
4a	**Mentor** Billy Dennison, Timmy Hordinski, Matthew Penkowski, Michael Petrovic	7:53.39
4b	**Centerville** Chase Chapman, Daniel Emmert, Eric Bucher, Lucas Melzer	8:03.02
5a	**Lancaster** Trevor Lanoy, Zane Schorr, Colton Thress, Wes Taylor	7:48.70
5b	**Lewis Center Olentangy Orange** Saketh Rudraraju, Carter Giacomelli, Matthew Schroff, Colin McCloskey	7:54.14
6a	**Medina** Santino Ramos, Dillon Hach, Evan Kotick, Jake Sebaugh	7:50.47
6b	**Canton GlenOak** Tommy Rice, Tesfaye Young, Braedon Paolini, Wesley Marsden	7:55.20
7a	**Cincinnati St. Xavier** Evan Trapp, Jack Nesbit, Alexander Garay, Aj Graf	7:54.73
7b	**Solon** Matt Headen, Jack Behm, Charles Kasper, James Howell	7:55.83
8a	**Mason** Max Liao, Charlie Cooper, Brendan Roe, Isaac Schachleiter	7:58.71
8b	**Miamisburg** Kasem Kaheal, Allen Cardenas, Aaron Schwieterman, Innocent Ntwali	8:03.36
9a	**Massillon Jackson** Sean McNulty, William Prato, Elliot Zuckett, Eli Ilg	7:55.20
9b	**Westerville North** Michael Dellasanta, Gabriel Wise, Andrew Bracken, Ben Gabelman	7:55.13



2022 Division I Results

1. Loveland	7:45.34
(JP Tew 12, Cayden Dyer 11, Brady Steiner 11, Ryan Chevalier 12)	
2. Cincinnati St. Xavier	7:48.67
3. Mason	7:49.71
4. Lakewood St. Edward	7:50.00
5. Miamisburg	7:52.31
6. Lewis Center Olentangy Orange	7:53.48
7. Pickerington HS North	7:54.47
8. Chardon	7:56.00

Girls 100-Meter 33" Hurdles

EVENT NO. 3

NATIONAL SCHOLASTIC RECORD
13.03 Sec. – Vashti Thomas
Mt. Pleasant High School, San Jose, California, 2007

Check the OHSAA Fan Guide for podium and action photos from the track and field state championships at ohsaa.org/Tickets-Fan-Guide.

OHSAA State Records on Pages 87-88 • Tournament Records on Pages 78-80



2022 Division III Results

1. Katie Ruffener, Sr., North Robinson Colonel Crawford	# % 13.71
2. Shelby Grover, Jr., Lucas	14.82
3. Aurora Schubert, So., Dayton Christian	14.98
4. Kenna Stimmel, Sr., Castalia Margaretta	15.09
5. Azure Travis, So., Elmore Woodmore	15.18
6. Sam Hoelscher, Sr., Maria Stein Marion Local	15.21
7. Sierra Kendall, Sr., Seaman North Adams	15.24
8. Clara Symington, Sr., Steubenville	15.30

Division III — Friday, June 2, 2023 — 10:00 A.M.

Lane	Name	School	Grade	Regional Time
Heat 1				
1	Anna Gasser	Castalia Margaretta	12	16.11
2	Lyv Lindeman	Delphos Jefferson	11	14.71
3	Lexi Plott	Carey	12	15.74
4	Shelby Grover	Lucas	12	14.58
5	Ava Hulett	Mineral Ridge	10	15.92
6	Macy Miller	Milford Center Fairbanks	12	15.63
7	Carlee Clifford	Rootstown	12	16.17
8	Emma Benner	Zoarville Tuscarawas Valley	12	15.99
9	Cayla Eaton	North Lewisburg Triad	11	15.09
Heat 2				
1	Alyssa Goebel	Columbia Station Columbia	9	16.79
2	Gracelyn Lamoreaux	Greenwich South Central	11	15.77
3	Corri Vermilya	Loudonville	11	15.99
4	Cece Worsham	Lima Temple Christian	12	14.65
5	Azure Travis	Elmore Woodmore	11	15.01
6	Aurora Schubert	Dayton Christian	11	14.66
7	Kaylee Dockery	Defiance Ayersville	12	16.06
8	Grace Moeller	Maria Stein Marion Local	9	15.00
9	Ariel Heitkamp	Fort Loramie	10	15.63



2022 Division II Results

1. DaMya Barker, Sr., Akron Buchtel	14.41
2. Khamia Brooks, Sr., Cincinnati Summit Country Day	14.56
3. Juliette Laracuente, Jr., Marengo Highland	14.63
4. Karah Henderson, Sr., Gates Mills Gilmour Academy	14.82
5. Isabel Evans, Fr., Johnstown Northridge	15.21
6. Anna Rorrer, Jr., Peninsula Woodridge	15.30
7. Odessa Smith, Jr., McConnelsville Morgan	15.42
8. Kara Fields, Jr., New Concord John Glenn	15.49

Division II — Friday, June 2, 2023 — 2:00 P.M.

Lane	Name	School	Grade	Regional Time
Heat 1				
1	Callie Shumaker	Bellefontaine	9	15.72
2	Mya Riggins	Columbus Bishop Ready	10	15.05
3	Ava Littler	Canfield	11	15.29
4	Juliette Laracuente-Huebner	Marengo Highland	12	14.29
5	Anna Rorrer	Peninsula Woodridge	12	14.99
6	Isabel Evans	Johnstown Northridge	10	14.91
7	Brenna Wright	Greenfield McClain	10	15.66
8	Claire Duricky	Mentor Lake Catholic	11	15.59
9	Annie Smith	West Milton Milton-Union	12	15.73
Heat 2				
1	Nyah McShan	Steubenville	9	15.90
2	Elizabeth Mason	Alliance Marlington	12	15.37
3	Bella Horne	Dayton Oakwood	12	15.58
4	Kara Fields	New Concord John Glenn	12	14.56
5	Kylie Adams	Bellefontaine	10	14.90
6	Odessa Smith	McConnelsville Morgan	12	14.58
7	Je'Leycia Procter	Dayton Meadowdale	11	15.61
8	Ella Rucker	Bellevue	11	15.30
9	Edith Tomasek	Gates Mills Gilmour Academy	12	15.82



2022 Division I Results

1. Camden Bentley, Jr., Gahanna Lincoln	# % 13.25
2. Amari Kiluvia, Jr., Westerville Central	13.77
3. Erin Starks, Sr., Trotwood-Madison	13.93
4. Marissa Saunders, Jr., Westerville South	14.03
5. Alexus Roberts, So., Westerville South	14.36
6. Danielle Varasso, Sr., Granville	14.78
7. Myah Boze, So., Hamilton Ross	14.81
8. Klaudia Kosa, Sr., Hudson	14.89

Division I — Friday, June 2, 2023 — 5:15 P.M.

Lane	Name	School	Grade	Regional Time
Heat 1				
1	Robbaniquea Blakely	Canton McKinley	11	15.15
2	**Marissa Saunders '21**	Westerville South	12	14.20
3	Lauren Dawson	Medina	11	14.97
4	**Camden Bentley '22**	Gahanna Lincoln	12	13.31
5	Jameire Honzu	Warren G. Harding	11	15.03
6	Lily Eagleston	Mason	10	14.44
7	Lea Parham	Kent Roosevelt	12	15.11
8	Mikaylah Chandler	Liberty Twp. Lakota East	9	14.66
9	Lindsey Hartman	Loveland	11	14.69
Heat 2				
1	Mary Sollars	Rocky River	11	15.24
2	Myah Boze	Hamilton Ross	11	14.66
3	Camille Neutzling	Massillon Perry	11	15.10
4	Ric'Keya White	Huber Heights Wayne	9	13.98
5	Azurie Garrett	Toledo Whitmer	10	14.75
6	Amari Kiluvia	Westerville Central	12	13.95
7	Natalie Pleban	Amherst Steele	11	15.04
8	Alexus Roberts	Westerville South	11	14.40
9	Gracie Smith	Grove City	12	14.77

Bolded name and year indicates a returning state champion in the above event.

Boys 110-Meter 39" Hurdles

NATIONAL SCHOLASTIC RECORD
13.1 Sec. MT – Dennis Brantley, Worthing High School, Houston, Texas, 1980
13.30 Sec. FAT – Chris Nelloms, Dunbar High School, Dayton, Ohio, 1990

EVENT NO. 4

OHSAA State Records on Pages 87-88 • Tournament Records on Pages 78-80

Check the OHSAA Fan Guide for podium and action photos from the track and field state championships at ohsaa.org/Tickets-Fan-Guide.

Division III — Friday, June 2, 2023 — 10:10 A.M.

Lane	Name	School	Grade	Regional Time
Heat 1				
1	Jeremy Reber	Apple Creek Waynedale	11	15.45
2	Nathan Booth	Shadyside	11	14.85
3	Michael Ballone	Lowellville	11	15.30
4	Colton Reese	Versailles	12	14.74
5	Carter Herman	Edgerton	11	15.28
6	Alex Underwood	Georgetown	12	14.93
7	Kellen Schlagbaum	Ottoville	12	15.74
8	Cole Miller	Bainbridge Paint Valley	12	15.20
9	Justin Finkbine	New Madison Tri-Village	12	15.11
Heat 2				
1	Peter Vance	McComb	12	15.76
2	Chaz Miller	New Lebanon Dixie	12	15.04
3	Zach Reynolds	Columbus Grove	11	15.71
4	Dylan Booth	Shadyside	11	14.78
5	David Blackmon	Leavittsburg LaBrae	11	15.22
6	Mayson Sochor	Bellaire	11	14.83
7	Brennan Betz	East Canton	11	15.42
8	Logan Phillips	West Liberty-Salem	12	15.07
9	Zy'Aire Hill	Youngstown Cardinal Mooney	12	15.51



2022 Division III Results

1. Collin Haj Abed, Sr., Columbus Grandview Heights	14.81
2. Beau Brungard, Sr., New Middletown Springfield	15.06
3. Chase Hall, Jr., Coal Grove Dawson-Bryant	15.09
4. Michael Ballone, So., Lowellville	15.16
5. Owen Long, Sr., Liberty Center	15.18
6. Tyler Schwieterman, Sr., Coldwater	15.26
7. Andrew Parsell, Sr., Van Buren	15.27
8. Justin Finkbine, Jr., New Madison Tri-Village	15.60

Division II — Friday, June 2, 2023 — 2:10 P.M.

Lane	Name	School	Grade	Regional Time
Heat 1				
1	Johnny Howard	Peninsula Woodridge	11	15.22
2	Owen Wilkins	Findlay Liberty-Benton	11	14.90
3	Pavel Henderson	Ravenna	12	14.99
4	Micah Mitchell	Steubenville	12	14.11
5	Keith Hopings	Toledo Rogers	12	14.66
6	Beau Harkelroad	Huron	11	14.85
7	Marcus Hughbanks	Batavia	9	15.42
8	Cash Smith	New Concord John Glenn	11	15.17
9	Cason Doolittle	Findlay Liberty-Benton	12	15.06
Heat 2				
1	Ronnie Wyse	Delta	11	15.94
2	Nic Bengala	Girard	12	15.00
3	Cameron Burgess	Chesapeake	10	15.05
4	Calvin Speicher	Orrville	12	14.30
5	Dai'Vontay Young	Dayton Dunbar	11	14.40
6	Kory Davis	Brookville	11	14.81
7	Kolton Thomas	Gnadenhutten Indian Valley	11	15.11
8	Linkon Tyrrell	Galion	11	14.96
9	Caleb Hague	Baltimore Liberty Union	10	15.18



2022 Division II Results

1. Huntyr Butler, Sr., Heath	14.15
2. Kyle Carey, Sr., Peninsula Woodridge	14.36
3. Brady Wilson, Sr., Clyde	14.42
4. Javin Richards, Sr., Perry	14.52
5. Clancy Chrystal, Sr., Youngstown Ursuline	14.59
6. Daishaun Gossett, Sr., Columbus Centennial	14.85
7. Brandon Bowers, Sr., St. Marys Memorial	14.86
8. Micah Mitchell, Jr., Steubenville	15.01

Division I — Friday, June 2, 2023 — 5:25 P.M.

Lane	Name	School	Grade	Regional Time
Heat 1				
1	Logan Wilkins	Kettering Fairmont	10	14.69
2	Nadir Langston	Columbus Hamilton Township	11	14.21
3	Sopuluchi Anosike	Centerville	11	14.38
4	**Malachi Snow '22**	Cincinnati Northwest	12	13.66
5	Logan Howe	Sylvania Southview	11	14.62
6	Tyrell Cloud	Lyndhurst Brush	11	14.27
7	Zion Jackson	Lima Senior	12	14.81
8	Garrett Laubacher	Massillon Perry	12	14.62
9	William Baumann	Westerville North	10	14.44
Heat 2				
1	Ty Allen	Toledo Whitmer	12	14.81
2	Aret Kadiri	West Carrollton	12	14.43
3	Garrett Shook	Medina	10	14.78
4	Jayden Douglas	Columbus Beechcroft	12	13.70
5	Nick Tibolla	Austintown-Fitch	12	14.24
6	Marcus Gordon Jr.	Westerville Central	12	14.02
7	Isaac Blickensderfer	Dover	10	14.62
8	Jude Elkins	Delaware Olentangy Berlin	12	14.27
9	Malachi Collier	Maple Heights	12	14.63



2022 Division I Results

1. Malachi Snow, Jr., Cincinnati Northwest	13.91
2. Alec Carr, Sr., Sunbury Big Walnut	13.98
3. Malachi Collier, Jr., Maple Heights	14.16
4. Jonathon Richardson, Sr., Springfield	14.18
5. Jayden Douglas, Jr., Columbus Beechcroft	14.22
6. Isaac Brooks, Sr., Mansfield Madison Comprehensive	14.51
7. Marcus Gordon Jr, Jr., Westerville Central	14.53
8. Tyler Stargel, Sr., Huber Heights Wayne	14.53

Bolded name and year indicates a returning state champion in the above event.

Girls 100-Meter Dash

EVENT NO. 5

NATIONAL SCHOLASTIC RECORD
11.14 Sec. – Marion Jones
Thousand Oaks High School, Thousand Oaks, California, 1992

Check the OHSAA Fan Guide for podium and action photos from the track and field state championships at ohsaa.org/Tickets-Fan-Guide.

OHSAA State Records on Pages 87-88 • Tournament Records on Pages 78-80



2022 Division III Results

1. Kiersten Franklin, Sr., Sidney Lehman Catholic	12.05
2. Kenna Stimmel, Sr., Castalia Margaretta	12.10
3. Katie Ruffener, Sr., North Robinson Colonel Crawford	12.32
4. Delaney Jones, Fr., West Liberty-Salem	12.33
5. Medgine Wojton, Sr., Hartville Lake Center Christian	12.33
6. Julia Rapp, Sr., Columbiana	12.51
7. Addison Swearingen, So., Sidney Fairlawn	12.52
8. Gianna Lane, Fr., Columbus Tree of Life Christian	12.52

Division III — Friday, June 2, 2023 — 10:20 A.M.

Lane	Name	School	Grade	Regional Time
Heat 1				
1	Auhdra Myers	Mt. Blanchard Riverdale	12	12.71
2	Nijah Robinson	Cincinnati Finneytown	12	12.45
3	Kinley Green	Milford Center Fairbanks	12	12.46
4	Leah Smith	Tiffin Calvert	12	12.18
5	Brianna Chenevey	Dalton	12	12.67
6	Izzy Zahn	Coldwater	10	12.46
7	Melinda Brown	McDonald	12	12.83
8	Kam'Ryn Pradier	Columbus Patriot Prep Academy	9	12.71
9	Cece Worsham	Lima Temple Christian	12	12.56
Heat 2				
1	Ross Ky'Ara	Louisville St. Thomas Aquinas	12	12.87
2	Payton Johnson	Peebles	11	12.58
3	Iniya Charlton	Garfield Heights Trinity	10	12.70
4	Madison McDaniel	Coal Grove Dawson-Bryant	11	12.34
5	Alex Kessen	Delphos St. John's	11	12.40
6	Addison Swearingen	Sidney Fairlawn	11	12.43
7	Allison Hamberg	Coldwater	12	12.67
8	Maddy Merritt	Xenia Legacy Christian Academy	12	12.47
9	Kylie Williams	Minster	12	12.61



2022 Division II Results

1. Kya Epps, Sr., Akron St. Vincent-St. Mary	# % 11.57
2. Jadyn Haywood, Sr., Dayton Chaminade Julienne	11.75
3. Makayla White, Sr., Gates Mills Hawken	12.05
4. Nyla King, Fr., Toledo Central Catholic	12.39
5. Emma Henry, So., St. Clairsville	12.41
6. Grace Daily, So., Delaware Buckeye Valley	12.44
7. Cameron Bittermann, Sr., Cleves Taylor	12.44
8. Nye Kimble, So., Akron St. Vincent-St. Mary	12.62

Division II — Friday, June 2, 2023 — 2:20 P.M.

Lane	Name	School	Grade	Regional Time
Heat 1				
1	McKenzie Neal	Cuyahoga Falls CVCA	10	12.64
2	Faith Yancey	Circleville	11	12.43
3	Ava Reeves	Bellefontaine	10	12.47
4	Emma Henry	St. Clairsville	11	11.91
5	Kendra Deerhing	Van Wert	10	12.46
6	Brynn McKeever	Rayland Buckeye Local	11	12.34
7	Jolana Schenkel	Bryan	9	12.66
8	Jessica Church	New Concord John Glenn	10	12.50
9	Paige O'Bryant	Waverly	9	12.50
Heat 2				
1	Hayden Shields	Bethel-Tate	10	12.77
2	Colette Patti	Johnstown Northridge	12	12.45
3	Mariyah Moore	Gates Mills Gilmour Academy	11	12.50
4	Rylee Mckitrick	Oak Harbor	12	12.29
5	Sieasia Triplett	Girard	12	12.39
6	Nyla King	Toledo Central Catholic	10	12.30
7	K'Yanna Penn	Cleveland Central Catholic	9	12.51
8	Taylor Scribner	Toledo Central Catholic	11	12.47
9	Ava Bowman	Shelby	10	12.52



2022 Division I Results

1. Azariyah Bryant, Sr., Liberty Twp. Lakota East	11.60
2. Olivia Pace, So., Westerville Central	11.71
3. Ayanna Stafford, Jr., Gahanna Lincoln	11.80
4. Trinity Bibbs, Fr., Huber Heights Wayne	11.91
5. Dashayla Worlaw, Fr., Cincinnati Mt. Healthy	11.92
6. Abby Love, So., Mason	11.98
7. Nakeya Hermon, Jr., Lorain	11.99
8. Maira Scott, So., Springfield	12.03

Division I — Friday, June 2, 2023 — 5:35 P.M.

Lane	Name	School	Grade	Regional Time
Heat 1				
1	Riley Evans	Lodi Cloverleaf	11	12.42
2	Ric'Keya White	Huber Heights Wayne	9	11.76
3	Nakeya Hermon	Lorain	12	12.24
4	Olivia Pace	Westerville Central	11	11.62
5	LaShay Woods	Cleveland John F. Kennedy	11	12.29
6	Ady Armstrong	Hilliard Darby	11	12.09
7	Makenzie Stuckert	Mentor	11	12.43
8	Gianna Lane	Hilliard Darby	10	12.18
9	Te'aira Branham-Patrick	Dayton Chaminade Julienne	10	11.86
Heat 2				
1	Savannah Swanda	Twinsburg	11	12.49
2	Cassidy Shimp	Lewis Center Olentangy Orange	12	12.17
3	Ellie Miele	Hudson	10	12.40
4	Maira Scott	Holland Springfield	11	11.66
5	Abby Love	Mason	11	11.70
6	Summer Swartwout	Cincinnati Colerain	11	11.71
7	Ella Baker	Amherst Steele	12	12.31
8	Dashayla Worlaw	Cincinnati Mount Healthy	10	11.77
9	Mariah Day	Trotwood-Madison	11	11.95

Bolded name and year indicates a returning state champion in the above event.

Boys 100-Meter Dash

NATIONAL SCHOLASTIC RECORD
10.13 Sec. – Matthew Boling
Strake Jesuit High School, Houston, Texas, 2019

EVENT NO. 6

OHSAA State Records on Pages 87-88 • Tournament Records on Pages 78-80

Check the OHSAA Fan Guide for podium and action photos from the track and field state championships at ohsaa.org/Tickets-Fan-Guide.

Division III — Friday, June 2, 2023 — 10:25 A.M.

Lane	Name	School	Grade	Regional Time
Heat 1				
1	Braxton Althauser	McComb	11	11.46
2	Adison Reymer	Ashland Crestview	12	10.96
3	Joseph Chandler	Toledo Emmanuel Christian School	11	11.38
4	Cole Miller	Bainbridge Paint Valley	12	10.87
5	Aiden Jones	Brookfield	11	11.46
6	Colton Bishop	West Alexandria Twin Valley South	11	11.07
7	Christian Davis	Brookfield	10	11.57
8	Braeden Austin	Cincinnati Summit Country Day	12	11.14
9	Caiden Allen	Plymouth	12	11.05
Heat 2				
1	Evan Hudson	Oberlin	11	11.58
2	Jacob Hershberger	Harrod Allen East	12	11.12
3	Matt Wisniewski	Independence	11	11.48
4	Justin Richards	Anna	12	10.87
5	Hayden Hiegel	Leipsic	12	11.12
6	Gabe Oppong	Columbus Tree of Life Christian	10	10.92
7	R'Emontay Coleman	Northwood	11	11.44
8	Kailen Butler	Mechanicsburg	11	10.97
9	Izaak Cox	Ironton Rock Hill	10	11.09



2022 Division III Results

1. Sherron Jones, Sr., Bascom Hopewell-Loudon	10.93
2. Cy Starcher, Sr., Marion Elgin	10.98
3. Caiden Allen, Jr., Plymouth	11.06
4. Mason Vannest, Sr., Shadyside	11.06
5. Cole Miller, Jr., Bainbridge Paint Valley	11.08
6. Nathan Gilligan, Sr., McDonald	11.15
7. Justin Richards, Jr., Anna	11.15
8. Ashton Young, Sr., Springfield Catholic Central	11.32

Division II — Friday, June 2, 2023 — 2:25 P.M.

Lane	Name	School	Grade	Regional Time
Heat 1				
1	Gavin Henry	Gnadenhutten Indian Valley	12	11.06
2	Joe Stupka	Bellville Clear Fork	11	10.88
3	Micquan Gravely	Cleveland Glenville	11	11.00
4	Solomon King	Toledo Central Catholic	12	10.48
5	John Podojil	Cincinnati Indian Hill	11	10.98
6	Kane LeBlanc	South Point	11	10.92
7	Dai'Vontay Young	Dayton Dunbar	11	11.13
8	**Ryne Shackelford '22**	LaGrange Keystone	12	11.05
9	Michael Young	Sandusky Perkins	10	11.06
Heat 2				
1	Xavier Williams	Urbana	11	11.28
2	Rashid Sesay	Zanesville West Muskingum	11	11.02
3	Coy Hyre	Brookville	10	11.13
4	Alec Terakedis	Uhrichsville Claymont	11	10.82
5	Bryce West	Cleveland Glenville	11	10.96
6	Dawayne Galloway	Columbus Marion-Franklin	10	10.73
7	Taysear Williams-Clay	Peninsula Woodridge	11	11.03
8	Hayden Buhro	Oak Harbor	12	10.97
9	Trayvon Williams	Milan Edison	11	11.07



2022 Division II Results

1. Ryne Shackelford, Jr., LaGrange Keystone	10.62
2. Jordan Harrison, Sr., Gates Mills Hawken	10.70
3. Caleb White, Jr., East Liverpool Beaver Local	10.80
4. Solomon King, Jr., Toledo Central Catholic	10.82
5. Daunevyn Woodson, Sr., Gallipolis Gallia Academy	10.96
6. Cameron Soss, Sr., Wooster Triway	10.96
7. Tyson Lewis, Sr., Ironton Rock Hill	10.98
8. Micquan Gravely, So., Cleveland Glenville	11.00

Division I — Friday, June 2, 2023 — 5:40 P.M.

Lane	Name	School	Grade	Regional Time
Heat 1				
1	Joel Kpassou	Solon	12	10.97
2	Sean Callahan	Groveport-Madison	12	10.60
3	Connor Boland	Geneva	12	10.80
4	**Troy Lane '22**	Pickerington Central	12	10.27
5	Caleb Kelly	Toledo St. John's Jesuit	10	10.74
6	Tennel Bryant	Cincinnati Archbishop Moeller	12	10.67
7	Lamonte Hamelin	Euclid	11	10.91
8	Terhyon Nichols	Cincinnati Withrow	11	10.78
9	Nick Robinson	Lewis Center Olentangy Orange	11	10.78
Heat 2				
1	Cole Sigan	Olmsted Falls	12	11.04
2	Liam Acevedo	Franklin	11	10.76
3	Michael Bissler	Lakewood St. Edward	12	10.82
4	Koy Beasley	Cincinnati LaSalle	11	10.58
5	Nick Biega	Mayfield	12	10.69
6	A.J. Jordan	Columbus Independence	12	10.41
7	Mateo Medina	Elyria	11	10.89
8	Mekhi Kilburn	Columbus Northland	12	10.73
9	Maxwell Cummings	Gahanna Lincoln	12	10.85



2022 Division I Results

1. Troy Lane, Jr., Pickerington HS Central	# % 10.25
2. Nick Biega, Jr., Mayfield	10.49
3. Brandon White, Sr., Cincinnati Archbishop Moeller	10.59
4. Tennel Bryant, Jr., Cincinnati Archbishop Moeller	10.60
5. Alex Smith, Sr., Hilliard Darby	10.63
6. DJ Fillmore, Jr., Pataskala Licking Heights	10.67
7. Xavier Preston, Sr., Stow-Munroe Falls	10.69
8. KJ Upshaw, Sr., Lima Shawnee	10.74

Bolded name and year indicates a returning state champion in the above event.

Girls 4 x 200-Meter Relay

EVENT NO. 7

NATIONAL SCHOLASTIC RECORD
1:33.87, Polytechnic High School, Long Beach, California, 2004
Shana Solomon, Jasmine Lee, Shana Woods, Shalonda Solomon

Check the OHSAA Fan Guide for podium and action photos from the track and field state championships at ohsaa.org/Tickets-Fan-Guide.

OHSAA State Records on Pages 87-88 • Tournament Records on Pages 78-80

2022 Division III Results

1. Tiffin Calvert	1:44.12
(Emma White 12, Camryn Shook 10, Caroline Lanicek 10, Leah Smith 11)	
2. Cincinnati Madeira	1:44.18
3. Worthington Christian	1:44.57
4. New Middletown Springfield	1:45.09
5. Columbus Grove	1:45.23
6. Maria Stein Marion Local	1:45.32
7. Liberty Center	1:46.12
8. Mt. Blanchard Riverdale	1:46.30

Division III — Friday, June 2, 2023 — 10:30 A.M.

Lane	School and Relay Team Members	Regional Time
Heat 1		
1	**Anna** Ava Reed, Chelsea McEldowney, Abbie McEldowney, Brooke Metzler	1:47.59
2	**Liberty Center** Calleigh Stoner, Haley Mohler, Peyton Armey, Elle Mohler	1:44.79
3	**Fort Loramie** Ariel Heitkamp, Taylor Schmitmeyer, Izzy Meyer, Sunni Voisard	1:45.95
4	**Tiffin Calvert** Emily Miller, Camryn Shook, Brooklyn Brown, Leah Smith	1:43.42
5	**North Robinson Colonel Crawford** Ayla Mckibben, Lynae Mckibben, Rylee Ritzhaupt, Reagan Ritzhaupt	1:46.17
6	**Creston Norwayne** Reece Urban, Sydney Emler, Shelby Vaughn, Lacy Hess	1:45.42
7	**Worthington Christian** Sydney Dolly, Natalie Woodfin, Rachel Fife, Jamie Custer	1:47.58
8	**McDonald** Kylie Flere, Rita Domitrovich, Jessica Hansen, Melinda Brown	1:47.32
9	**Montpelier** Makaya Crisenbery, Bria Friend, Jacee Altaffer, Aleigha Hillard	1:45.66
Heat 2		
1	**Grandview Heights** Keelin Swisher, Kyra Hill, Elise Grainger, Hayley Cook	1:47.81
2	**Cincinnati Seven Hills** Claire Bachelder, Amelia Schnirring, Margret Schnirring, Callie Drew	1:46.01
3	**Zoarville Tuscarawas Valley** Emma Benner, Cara Pipitone, Leah Bourquin, Emma Howard	1:46.52
4	**New Middletown Springfield** Emma Sanders, Cali Matey, Ava Vecchione, Graciella Ebert	1:45.10
5	**Minster** Kylie Williams, Anna Larger, Cameo Cedarleaf, Keri Heckman	1:45.49
6	**Castalia Margaretta** Alayna Biehl, Olivia Saylor, Julia Berg, Macyn Phillips	1:44.70
7	**Youngstown Cardinal Mooney** Sammy Rotunno, Talecia Huff, My'Kayla Jones, Sophia Diorio	1:46.24
8	**Coldwater** Becca Wenning, Alayna Dawson, Kiersten Keller, Allison Hamberg	1:45.37
9	**Carey** Macy Wentling, Kelsey Bursby, Eliza Weinandy, Lexi Plott	1:46.33

2022 Division II Results

1. Toledo Central Catholic	1:41.04
(Tianna Davis 12, Taylor Scribner 10, Mary Ellis 11, Nyla King 9)	
2. Gates Mills Gilmour Academy	1:41.95
3. Beachwood	1:42.12
4. Akron Buchtel	1:43.09
5. Akron St. Vincent-St. Mary	1:43.80
6. Van Wert	1:44.20
7. Steubenville	1:44.22
8. Dayton Chaminade Julienne	1:45.75

Division II — Friday, June 2, 2023 — 2:30 P.M.

Lane	School and Relay Team Members	Regional Time
Heat 1		
1	**Germantown Valley View** Morgan Michael, Grace Rettich, Mary Schade, Hayden Sorrell	1:45.47
2	**Cuyahoga Falls CVCA** Joelle Cherry, Kylee Zamecnik, Marissa Khalil, McKenzie Neal	1:44.77
3	**Lexington** Allison Laury, Josalynn Patterson, Makenna Arnholt, Emily Thomas	1:44.78
4	**Akron Buchtel** DeVonnah Smith, Tianna Burton, Cha'Mere Hullum, Sandra King	1:42.24
5	**Steubenville** Mya Stackhouse, Sarah Allen, Madalyn Criss, Nyah McShan	1:47.79
6	**Van Wert** Sofi Houg, Danesha Branson, Kendra Deerhing, Macy Johnson	1:44.14
7	**Duncan Falls Philo** Aubree DeLong, Angelina Myers, Anna Stutes, Makenna Staker	1:48.79
8	**Johnstown Northridge** Darla Dorman, Stephanie Gilmore, Mia Siegenthaler, Colette Patti	1:45.17
9	**Girard** Airianna Clardy, Olivia Coman, Ar'Marna Wilson, Sieasia Triplett	1:45.20
Heat 2		
1	**Warsaw River View** Kylie Miller, Cayla Shrimplin, Alyssa Fox, Cortney Bookless	1:48.81
2	**Port Clinton** Claudia Gillum, Jade Mitchell, Gracie Rohrer, Alexis Shelton	1:44.96
3	**Washington C.H. Washington** Morgan Cartwright, Kierstyn Mitchell, megan mongold, Allie Mongold	1:48.61
4	**Toledo Central Catholic** Jara Johnson, Taylor Scribner, Mary Ellis, Nyla King	1:42.59
5	**Cincinnati Madeira** Hannah Jung, Vivian Momper, Keira O'Cull, Kate Schomaeker	1:43.27
6	**Gates Mills Gilmour Academy** Rielyn Jackson, Morgan Slough, Addie Nemeth, Mariyah Moore	1:43.73
7	**Ottawa-Glandorf** Delaney Duling, Savannah Recker, Averie Fox, Olivia Fenbert	1:45.02
8	**Beloit West Branch** Lauren Gossett, Sophia Gregory, Zoe Sanders, Kennedy Berger	1:44.87
9	**Cleveland Heights Beaumont** Ryleah Harmon, Candace Johnson, Mariya Washington, Deasia Washington	1:45.75

2022 Division I Results

1. Gahanna Lincoln	1:38.32
(Camden Bentley 11, Ayanna Stafford 11, Amryne Chilton 11, Keena Sanders 10)	
2. Euclid	1:40.24
3. Cincinnati Princeton	1:41.61
4. Westerville Central	1:41.83
5. Shaker Heights	1:42.21
6. Medina	1:42.39
7. Mason	1:42.42
8. Twinsburg	1:42.63

Division I — Friday, June 2, 2023 — 5:45 P.M.

Lane	School and Relay Team Members	Regional Time
Heat 1		
1	**Massillon Jackson** Emily Adams, Kaylee Lusk, Reese Migge, Tayah Wilson	1:43.34
2	**Pickerington North** Nevaeh Dillard, Laila Eiland, Cate Pickering, Mya Clark	1:40.55
3	**Twinsburg** Sanayah Ruffin, Ava He-Schenk, Savannah Swanda, Arriah Gilmer	1:41.80
4	**Pickerington Central** Grace Alls, Jordan Archie, Nevaeh White, Tenaya Jordan	1:39.25
5	**Whitehouse Anthony Wayne** Giavanna Harris, Olivia Witker, Madeline Zimmerman, Mallori Pollock	1:43.48
6	**Liberty Twp. Lakota East** Katlyn Pham, Mikaylah Chandler, Ivy Smith, Lena James	1:40.10
7	**Lorain** Iyanna Alves, Dalasha Pruchinsky, Ineyeah Palos, Nakeya Hermon	1:44.55
8	**Centerville** Lauren Jessep Aiken, Sofija Keller, Ashlyn Rickert, Samaria Williams	1:42.38
9	**Upper Arlington** Maggie Robertson, Elaina Schneider, Elizabeth Poling, Clara Reynolds	1:41.57
Heat 2		
1	**Wadsworth** Avah Coviak, Cece Craig, Daelynne Lamonica, Jacquelyn Manion	1:44.62
2	**Mason** Lily Eagleston, Tori Killens, Abby Love, Nora Moore	1:40.64
3	**Toledo Whitmer** Liberty Baidel, Nehemiah Coleman, Adrianna Cooper, Toshionna Forbes	1:44.11
4	**Cincinnati Princeton** Marte'ya Borden, Jada Irwin, Amirah Dixon, Kelise Rabb	1:39.88
5	**Shaker Heights** Meilani Walker, Mariah Revels, Jennifer Rawls, Claire Dunn	1:40.86
6	**Gahanna Lincoln** Aliyah Bennett, Amryne Chilton, Keena Sanders, Ayanna Stafford	1:39.92
7	**Canton GlenOak** Milana Leahy, Allison Williams, Jenna Delp, Sydney Stepanovich	1:42.05
8	**Lewis Center Olentangy Orange** Taylor Levy, Abby Wells, Savanna Shaw, Teresa Christian	1:40.83
9	**Columbus Bishop Watterson** Taylor Young, Hannah Brady, Rosie Kessinger, Annie Melaragno	1:41.79

Boys 4 x 200-Meter Relay

NATIONAL SCHOLASTIC RECORD
1:23.25, The Woodlands High School, Conroe, Texas, 2018
Jake Lanier, DeAngelo Alexander, Kesean Carter, Ethan Bonner

EVENT NO. 8

OHSAA State Records on Pages 87-88 • Tournament Records on Pages 78-80

Check the OHSAA Fan Guide for podium and action photos from the track and field state championships at ohsaa.org/Tickets-Fan-Guide.

Division III — Friday, June 2, 2023 — 10:40 A.M.

Lane	School and Relay Team Members	Regional Time
Heat 1		
1	**Tiffin Calvert** Lee Morgan, Cal Warnement, Billy Clouse, Jacob Rombach	1:32.27
2	**Versailles** Colton Reese, Conner Gibson, Keegan Gibson, Tyler Barga	1:31.25
3	**Dola Hardin Northern** Carter Curtis, Zeb Wilson, Wesley Newton, Riley Newton	1:31.90
4	**Sullivan Black River** Nathan Urbas, Tyler Mrakuzic, Aden MacFarlane, Stephan Kozopas	1:29.95
5	**Norwalk St. Paul** Brady Daley, Alex Wynn, Andy Meyer, Aj Meyer	1:31.57
6	**Anna** Grant Carity, Chase Murray, Ben Mcdermott, Xavier McEldowney	1:31.04
7	**Attica Seneca East** Korbin Beamer, Taylor Young, Austin Perry, Lucas Bordner	1:32.56
8	**St. Henry** Ryan Wehrley, Chase Litmer, Hayden Harrod, Harrison Wendel	1:31.67
9	**West Alexandria Twin Valley South** Brayden Koeller, Easton Kurtz, Colton Bishop, Wyatt Lakes	1:31.77
Heat 2		
1	**North Robinson Colonel Crawford** Jacob Cochran, Lucas Foy, Logan Goddard, Ethan Holt	1:33.12
2	**Dalton** Sam Tomlinson, Colin Pearson, Cameron Gazboda, Kanoa Hevia	1:31.26
3	**Nelsonville-York** James Koska, Landen Inman, Hudson Stalder, Makhi Williams	1:32.15
4	**Castalia Margaretta** Cooper Tigges, Tate Bailey, Kaine Smetzer, Gage Bodey	1:30.64
5	**Harrod Allen East** Jacob Hershberger, Jackson Friesner, Isen Schafer, Trey Hensley	1:30.85
6	**Lowellville** Braylen Dabney, Vinny Ballone, Drew Modelski, Josh Pazel	1:30.36
7	**Ottoville** Garrett Trentman, Alex Leis, Quinton Schnipke, Kellen Schlagbaum	1:32.26
8	**Campbell Memorial** Kevin Timlin, Michael Mesaros, Kenneth Addison, Enrique Pitre	1:31.66
9	**New Middletown Springfield** Dylan Sheely, Isaac LaMorticella, Matt Wymer, Hayden Pavlock	1:32.16

2022 Division III Results

1. Cincinnati Summit Country Day	1:29.40
(Braeden Austin 11, Oren Jenkins 12, Oscar Loehrer 11, Matthew Shuler 12)	
2. Mechanicsburg	1:30.05
3. McDonald	1:30.72
4. Independence	1:31.00
5. Creston Norwayne	1:31.00
6. Anna	1:31.20
7. Archbold	1:31.75
8. Bascom Hopewell-Loudon	1:32.01

Division II — Friday, June 2, 2023 — 2:40 P.M.

Lane	School and Relay Team Members	Regional Time
Heat 1		
1	**Warsaw River View** Koda Klein, Laired Williamson, Parker Andrews, Jamal Watts	1:29.99
2	**Oak Harbor** Garry Brooks, Judson Overmyer, Owen Miller, Hayden Buhro	1:29.27
3	**Cambridge** Xander Caldwell, Reed Johnson, Eli Edwards, Owen Feldner	1:29.58
4	**Cleveland Glenville** Micquan Gravely, Jamari Townsend, Malik Davis, Bryce West	1:26.88
5	**Napoleon** Masen Switzer, Hayes Bingham, Brett Bostelman, Landin Wiechers	1:29.65
6	**Huron** Joseph Schaeffer, Andrew Delaney, Beau Harkelroad, Conner Schaeffer	1:28.28
7	**Steubenville** Savior Faulks, Jalen Minniefield, Jemier Faulks, Micah Mitchell	1:29.81
8	**Cleveland Benedictine** Thomas Maloney, Teairon Powell, Elijah Drake, Keion Mayberry	1:29.58
9	**Cuyahoga Falls CVCA** RJ Jackson, Harrison Kaselak, Ty Bova, Joey Kopec	1:29.65
Heat 2		
1	**Cincinnati Finneytown** Davae Huntley, Andrew Imhulse, Malik Williams, Travis Edwards	1:30.46
2	**Peninsula Woodridge** Jack Novak, Alex Cooper, Taneil Gaddis, Taysear Williams-Clay	1:29.29
3	**Waynesville** Garrett Lundy, Wade Von Handorf, Trent Davis, Alex Amburgy	1:29.71
4	**Toledo Central Catholic** Donovan Hooker, RJ Maddox, Jerome Davis, Solomon King	1:28.21
5	**South Point** Joey Bloebaum, Davin Heckard, Elijah Wilburn, Kane LeBlanc	1:29.44
6	**Akron Buchtel** Zyaire Lewis, Tajh Poole, Qi Marreon Marks, JaeSon Anderson	1:27.83
7	**Brookville** Walt Adams, Keegan Mehr, Kory Davis, Tim Davis	1:29.75
8	**Sandusky Perkins** Michael Young, Braylon Collier, Owen Stewart, Jon Normington-Slay	1:29.39
9	**Streetsboro** Garrett Tiller, Kylan Rue, Omari Steve, Micah Schuster	1:30.21

2022 Division II Results

1. Cleveland Glenville	1:27.06
(Milique Herron 11, Jamari Townsend 9, Joe Larkins 12, Bryce West 10)	
2. Toledo Central Catholic	1:27.61
3. Columbus Eastmoor Academy	1:28.10
4. East Liverpool Beaver Local	1:28.68
5. Cincinnati Indian Hill	1:28.77
6. Perry	1:29.14
7. Steubenville	1:29.32
8. Oak Harbor	1:29.39

Division I — Friday, June 2, 2023— 5:55 P.M.

Lane	School and Relay Team Members	Regional Time
Heat 1		
1	**Springfield** Aaron Scott, Shawn Thigpen, Da'Shawn Martin, Tyrone Myers	1:29.29
2	**Westerville Central** Favour Akih, Cullen Hronek, Brandon Michel, Robert Young	1:27.35
3	**Cleveland Heights** Jay'vier Kerr, Kaden Whitt, Henry Perrymond, GioVaughni Lacy	1:27.73
4	**Cincinnati Archbishop Moeller** Lamont Cox, Karson Hobbs, Tennel Bryant, Micah Rice	1:25.95
5	**Mayfield** Ty Jackson, Luis De La Rosa, Jake Watson, Nick Biega	1:27.58
6	**Avon** Tommy Ptacek, Drew Lindsay, Cole Kepner, Jakob Weatherspoon	1:27.52
7	**Medina** Aedyn Ruiz, Tallen Hulvey, Daniel Toth, John Wojciak	1:28.60
8	**Solon** Joel Kpassou, Eric Del Torto, Brian McQuaide, Donovan Smith	1:28.08
9	**Columbus Beechcroft** Jesufewa Adediran, Jayden Douglas, Tyrell Russell, Joel Owusu	1:27.45
Heat 2		
1	**Brunswick** Jimmy Toomey, Armel Robinson, Joseph Peterson, Chris Johnson	1:29.42
2	**Massillon Perry** Bryce Davis, Hunter Collins, Garrett Laubacher, Carson Basham	1:28.05
3	**Fairfield** Jordan Jackson, Isaiah Glover, Rayzier Jones, Xavier Isaacs	1:28.12
4	**Pickerington North** Richard Simpson, Preston Bowman, Malachi Taylor, Keegan Matheny	1:26.53
5	**Toledo St. John's Jesuit** Tre Green, Joseph Taylor, Justyn Toler, Caleb Kelly	1:26.95
6	**Gahanna Lincoln** Romearo Wells, Maxwell Cummings, Andrew Pizzico, Thomas Newby	1:27.29
7	**West Chester Lakota West** Sam Afari, Keenan Moore, Jeffrey Nyangy, Joel Nimoh	1:28.56
8	**Pickerington Central** Micah Coates, Zavion Mattox, Xavier McCoy, Juell Scott	1:27.41
9	**Columbus Independence** Antonio Weaver, Zacharias Johnson, Anthony Townsend, A.J. Jordan	1:27.81

2022 Division I Results

1. Stow-Munroe Falls	1:26.10
(Brian Turner 11, Dustin Horner 12, Bryce Turner 12, Xavier Preston 12)	
2. Gahanna Lincoln	1:26.50
3. Canton McKinley	1:26.63
4. Reynoldsburg	1:26.83
5. Toledo St. John's Jesuit	1:26.94
6. Lakewood St. Edward	1:27.00
7. Youngstown Boardman	1:27.01
8. Huber Heights Wayne	1:28.16

Girls 1600-Meter Run

EVENT NO. 9

NATIONAL SCHOLASTIC RECORD
4:33.29 – Alexa Efraimson
Camas High School, Camas, Washington, 2014

Check the OHSAA Fan Guide for podium and action photos from the track and field state championships at ohsaa.org/Tickets-Fan-Guide.

OHSAA State Records on Pages 87-88 • Tournament Records on Pages 78-80



2022 Division III Results

1. Caleigh Richards, So., Cortland Maplewood	4:57.53
2. Claire Rethman, Sr., Ft. Loramie	4:58.35
3. Macie Miller, So., Tiffin Old Fort	5:01.51
4. Madeleine Finton, Sr., Columbia Station Columbia	5:01.74
5. Sophia Yon, So., Lowellville	5:03.01
6. Myla Toole, Sr., Seaman North Adams	5:04.83
7. Ella Webster, Sr., Van Buren	5:06.04
8. Margaret Hemmelgarn, So., Minster	5:08.12

Division III — Saturday, June 3, 2023 — 10:05 A.M.

Lane	Name	School	Grade	Regional Time
1a	Isabella Ferriman	Dayton Christian	11	5:14.37
1b	Audrey Wade	East Canton	11	5:12.84
2a	Elanora Smith	Toledo Ottawa Hills	12	5:08.33
2b	Margaret Hemmelgarn	Minster	11	5:15.01
3a	Cecelia Chase	North Robinson Colonel Crawford	11	5:06.46
3b	Pfau Andrea	Miller City	10	5:13.05
4a	Jaylee Wingate	Creston Norwayne	12	4:51.42
4b	Caleigh Richards	Cortland Maplewood	11	4:56.45
5a	Lilly Schiefer	Attica Seneca East	11	5:05.89
5b	Laura Hamm	Coal Grove Dawson-Bryant	11	5:07.50
6a	Alaina Mann	Botkins	10	5:11.87
6b	Olivia Vogelpohl	Elmore Woodmore	12	5:10.00
7a	Lauren Sattler	Defiance Tinora	11	5:07.32
7b	Tess Shultz	Loudonville	10	5:02.04
8a	Megan Hipple	McDonald	12	4:55.99
8b	Rachael Hoover	Milford Center Fairbanks	11	5:09.04
9a	Brynleigh Moody	Van Wert Lincolnview	9	5:14.07
9b	Reese Landis	New London	11	5:10.85



2022 Division II Results

1. Elizabeth Whaley, Sr., Cincinnati Indian Hill	# 4:43.31
2. Grace Hartman, Sr., Dayton Oakwood	4:47.06
3. Jaylee Wingate, Jr., Creston Norwayne	4:48.02
4. Bella Butler, Jr., Dayton Oakwood	4:49.12
5. Izzy Best, Sr., Peninsula Woodridge	4:52.03
6. Reese Reaman, So., Peninsula Woodridge	4:59.10
7. Hannah Wyler, Sr., Zoarville Tuscarawas Valley	5:00.26
8. Kayla Gonzales, Jr., Shelby	5:03.60

Division II — Saturday, June 3, 2023 — 1:35 P.M.

Lane	Name	School	Grade	Regional Time
1a	Madelyn Begert	Canal Fulton Northwest	9	5:07.79
1b	Grace Rhoades	Wauseon	12	5:11.11
2a	Reese Reaman	Peninsula Woodridge	11	5:02.13
2b	Maggie Hall	Salem	10	5:09.94
3a	Kennedy Schlessman	Huron	12	5:03.76
3b	Kate Thormeier	Bryan	10	5:10.31
4a	Amy Weybrecht	Gates Mills Gilmour Academy	11	5:01.88
4b	Kayla Crissman	Minerva	10	5:12.46
5a	Kayla Gonzales	Shelby	12	5:02.71
5b	Ruby Gross	Dayton Carroll	10	5:10.23
6a	Bella Butler	Dayton Oakwood	12	4:52.46
6b	Jadyn Towns	Huron	11	5:10.14
7a	Cameron Walker	Chillicothe Unioto	9	5:04.80
7b	Maddux Bigam	Circleville	10	5:12.79
8a	Anna Conrad	Lancaster Fairfield Union	11	5:08.15
8b	Elsa Hoam	Fredericktown	12	5:21.50
9a	Samantha Erbach	Waynesville	11	4:58.58
9b	Mila Gresh	Chagrin Falls	11	5:09.95



2022 Division I Results

1. Morgan Monesmith, Sr., Shaker Heights Hathaway Brown	4:53.90
2. Sarah Peer, So., Westlake	4:56.33
3. Samantha Coleman, Sr., Rocky River	4:56.75
4. Sofia Istnick, Sr., Massillon Jackson	4:58.60
5. Caitlyn Jones, Jr., Hilliard Davidson	4:58.90
6. Morgan Schmitt, Sr., Aurora	4:59.51
7. Cara Mooney, Jr., Springboro	5:02.34
8. Erin Karas, Jr., Columbus Bishop Watterson	5:03.07

Division I — Saturday, June 3, 2023 — 5:15 P.M.

Lane	Name	School	Grade	Regional Time
1a	Efa Paschka	Mason	9	5:02.89
1b	Ava Tominack	Gahanna Lincoln	12	5:02.51
2a	Katie Clute	Olmsted Falls	12	4:57.18
2b	Kailey Zagst	Massillon Jackson	12	5:11.25
3a	Cara Mooney	Springboro	12	5:00.01
3b	Erin Karas	Columbus Bishop Watterson	12	5:00.80
4a	Savannah Dennison	Mentor	12	4:59.22
4b	Teodora Iovi	Brunswick	12	5:01.11
5a	Grace Biddle	Morrow Little Miami	12	4:58.07
5b	Julia Bockenstette	Powell Olentangy Liberty	11	5:00.62
6a	Olivia Oiler	Dublin Coffman	12	4:57.16
6b	Ada Sabo	Mentor	11	5:09.88
7a	Sarah Peer	Westlake	11	4:53.00
7b	Natalie Gutman	Findlay	9	5:04.13
8a	Katie Will	Hudson	9	5:07.91
8b	Avery Legault	Mason	12	5:06.29
9a	Helen Randolph	Dublin Jerome	10	4:59.49
9b	Zoee Lehman	Granville	12	5:06.12

Bolded name and year indicates a returning state champion in the above event.

Boys 1600-Meter Run

NATIONAL SCHOLASTIC RECORD
3:59.51 – Alan Webb
South Lakes High School, Reston, Virginia, 2001

EVENT NO. 10

OHSAA State Records on Pages 87-88 • Tournament Records on Pages 78-80

Check the OHSAA Fan Guide for podium and action photos from the track and field state championships at ohsaa.org/Tickets-Fan-Guide.

Division III — Saturday, June 3, 2023 — 10:05 A.M.

Lane	Name	School	Grade	Regional Time
1a	Larkin Woodward	Cincinnati Summit Country Day	12	4:25.54
1b	Will Negley	Mechanicsburg	11	4:25.58
2a	Matthew Lee	Ansonia	11	4:23.62
2b	Trevor Heitkamp	Fort Recovery	11	4:26.91
3a	Will Baker	Mount Gilead	10	4:22.41
3b	Denison Murphy	Grandview Heights	11	4:23.72
4a	Brylan Holland	East Canton	12	4:17.00
4b	Alex Donaldson	Cortland Maplewood	11	4:21.86
5a	Jaxen Durfey	Defiance Tinora	12	4:22.09
5b	Nick Swartz	Marion Pleasant	11	4:23.70
6a	Brayden Obrien	Reedsville Eastern	12	4:22.32
6b	Riley Nixon	Toledo Ottawa Hills	11	4:23.11
7a	Kellen Reichert	Jackson Center	12	4:20.15
7b	Thomas Franklin	Toledo Ottawa Hills	12	4:27.93
8a	Eden Antrim	Bluffton	12	4:22.86
8b	Isaik Schoch	Ashland Mapleton	11	4:24.94
9a	Luke Snyder	Rittman	9	4:18.56
9b	Landen Eyre	Mowrystown Whiteoak	10	4:28.11



2022 Division III Results

1. Brady Yingst, Sr., Lima Perry	# 4:10.74
2. Jackson Triplett, Sr., New Phila. Tuscarawas Central Catholic	4:18.70
3. Gabe Shilling, Sr., East Canton	4:19.93
4. Hayden Schmidt, Sr., Anna	4:21.07
5. Eden Antrim, Jr., Bluffton	4:21.32
6. Alex Albers, Sr., Minster	4:22.52
7. Michael Snopik, Sr., Mount Gilead	4:23.68
8. Garrett Hesselgesser, Sr., Cincinnati Christian	4:24.22

Division II — Saturday, June 3, 2023 — 1:35 P.M.

Lane	Name	School	Grade	Regional Time
1a	Nathan Phillips	Lancaster Fairfield Union	10	4:24.88
1b	Ben Myers	Fairview Park Fairview	12	4:22.06
2a	Mitch Green	Waverly	12	4:20.72
2b	Holden Gohs	Bexley	10	4:29.00
3a	Teddy Jencson	Baltimore Liberty Union	12	4:28.12
3b	Rowen Hoffee	Minerva	9	4:27.65
4a	Logan Arnold	Dayton Carroll	11	4:23.61
4b	Nick Garcia-Whitko	Gates Mills Hawken	11	4:16.83
5a	Xander Heil	Gnadenhutten Indian Valley	12	4:19.98
5b	Aiden Clendenin	Germantown Valley View	11	4:25.25
6a	**Colin Cernansky '22**	Alliance Marlington	11	4:13.16
6b	Miles Meisse	Mansfield Ontario	12	4:28.84
7a	Solomon McDow	Bexley	11	4:25.89
7b	Brian Gent	Pepper Pike Orange	12	4:17.97
8a	Nico Arraje	Cincinnati Wyoming	12	4:23.86
8b	Nicholas Dunn	Hamilton Badin	11	4:26.35
9a	Seth Singer	Peninsula Woodridge	12	4:15.74
9b	Sam Su	Peninsula Woodridge	11	4:19.27



2022 Division II Results

1. Colin Cernansky, So., Alliance Marlington	4:14.18
2. Brian Gent, Jr., Pepper Pike Orange	4:14.42
3. Joshuah Taylor, Sr., Bryan	4:14.69
4. Drennan Akins, Sr., Cuyahoga Falls Cuyahoga Valley Christian Academy	4:15.96
5. Jay Figgins, Sr., Utica	4:16.95
6. Liam Blake, Sr., Alliance Marlington	4:17.55
7. Connor Shingleton, Sr., Minerva	4:18.43
8. Eric Board, Sr., Maumee	4:20.08

Division I — Saturday, June 3, 2023 — 5:15 P.M.

Lane	Name	School	Grade	Regional Time
1a	Josh Razor	Dublin Jerome	12	4:12.08
1b	James Howell	Solon	12	4:17.03
2a	Connor Long	Whitehouse Anthony Wayne	11	4:18.80
2b	Ben Tucker	Sylvania Southview	11	4:21.12
3a	Ben Gabelman	Westerville North	11	4:11.81
3b	Connor Reed	Massillon Perry	11	4:15.81
4a	Connor Ackley	Hilliard Davidson	12	4:10.60
4b	Daniel Emmert	Centerville	10	4:19.56
5a	Noah Johnson	North Canton Hoover	12	4:10.97
5b	Theo Papas	Green	12	4:15.04
6a	Cayden Dyer	Loveland	12	4:15.57
6b	Luke Bowlsby	Amherst Steele	11	4:19.10
7a	Ethan Cope	Toledo St. Francis de Sales	11	4:18.18
7b	William McGraw	Dublin Coffman	12	4:13.01
8a	Tommy Rice	Canton GlenOak	12	4:14.09
8b	Aaron Schwieterman	Miamisburg	12	4:21.02
9a	Charlie Vause	Milford	10	4:17.25
9b	Lleyton Axline	New Albany	12	4:16.97



2022 Division I Results

1. Ryan Chevalier, Sr., Loveland	4:07.70
2. Connor Ackley, Jr., Hilliard Davidson	4:10.67
3. Seth Elking, Sr., Miamisburg	4:11.30
4. Ben Gabelman, So., Westerville North	4:12.15
5. Gianni Allwein, Jr., Cincinnati Walnut Hills	4:12.90
6. Will McGraw, Jr., Dublin Coffman	4:13.94
7. Blaze Fichter, Sr., North Canton Hoover	4:14.57
8. Owen Brady, Sr., New Philadelphia	4:16.96

Bolded name and year indicates a returning state champion in the above event.

Girls 4 x 100-Meter Relay

EVENT NO. 11

NATIONAL SCHOLASTIC RECORD
44.24 Sec., DeSoto High School, DeSoto, Texas, 2019
JaEra Griffin, Jayla Hollis, Taylor Armstrong, Rosaline Effiong

Check the OHSAA Fan Guide for podium and action photos from the track and field state championships at ohsaa.org/Tickets-Fan-Guide.

OHSAA State Records on Pages 87-88 • Tournament Records on Pages 78-80

2022 Division III Results

1. Castalia Margaretta	48.93
(Jana Berg 12, Macyn Phillips 10, Olivia Saylor 10, Kenna Stimmel 12)	
2. Anna	49.57
3. Dalton	49.86
4. Columbiana	50.31
5. Liberty Center	50.34
6. Columbus Grove	50.44
7. Mt. Blanchard Riverdale	50.50
8. Coldwater	50.73

Division III — Friday, June 2, 2023 — 10:50 A.M.

Lane	School and Relay Team Members	Regional Time
Heat 1		
1	**Fort Recovery** Kiana Matsuda, Paige Guggenbiller, Anna Roessner, Mara Pearson	51.05
2	**Creston Norwayne** Reece Urban, Sydney Emler, Kendra Berger, Shelby Vaughn	50.43
3	**Zoarville Tuscarawas Valley** Cara Pipitone, Sally Ray, Emma Howard, Emma Benner	50.43
4	**Dalton** Courtney Weaver, Lauren Clos, Macy Seeman, Brianna Chenevey	49.66
5	**Minster** Kylie Williams, Anna Larger, Anna Kohne, Keri Heckman	50.68
6	**Castalia Margaretta** Alayna Biehl, Julia Berg, Dani Grunden, Macyn Phillips	50.33
7	**Sidney Lehman Catholic** Mara O'Leary, Caroline Wesner, Kailee Rank, Katie McFarland	51.01
8	**Carey** Kelsey Bursby, Eliza Weinandy, Macy Wentling, Lexi Plott	50.64
9	**Hartville Lake Center Christian** Ta' Misha Twitty, Faith Hayslip, Sarah Stock, Nicole Hayes	50.52
Heat 2		
1	**Worthington Christian** Natalie Woodfin, Jamie Custer, Ellen Mousa, Rachel Fife	51.64
2	**Montpelier** Makaya Crisenbery, Bria Friend, Jacee Altaffer, Aleigha Hillard	50.55
3	**Fort Loramie** Sunni Voisard, Audrey Wrasman, Taylor Schmitmeyer, Izzy Meyer	50.77
4	**Liberty Center** Calleigh Stoner, Haley Mohler, Peyton Armey, Elle Mohler	50.20
5	**Coal Grove Dawson-Bryant** Alyssa Thibodaux, Olivia Kingrey, Laura Hamm, Madison McDaniel	50.28
6	**New Middletown Springfield** Emma Sanders, Cali Matey, Ava Vecchione, Graciella Ebert	49.99
7	**North Robinson Colonel Crawford** Rylee Ritzhaupt, Reagan Ritzhaupt, Mira Holt, Hailey Slagle	50.66
8	**Garfield Heights Trinity** Imari Charlton, Miracle Head, Toni Jamison, Iniya Charlton	50.44
9	**Columbus Grove** Brynn Fortman, Kendal Palte, Ruth Myers, Lauryn Auchmuty	50.88

2022 Division II Results

1. Toledo Central Catholic	48.59
(Tianna Davis 12, Taylor Scribner 10, Jara Johnson 10, Nyla King 9)	
2. Gates Mills Gilmour Academy	48.81
3. Beachwood	48.94
4. Steubenville	49.90
5. Sandusky Perkins	50.10
6. Creston Norwayne	50.21
7. Tallmadge	50.27
8. Akron St. Vincent-St. Mary	50.27

Division II — Friday, June 2, 2023 — 2:50 P.M.

Lane	School and Relay Team Members	Regional Time
Heat 1		
1	**Wooster Triway** Zoey Baker, Ava Gaffey, Kalie Campbell, Addison Hudson	50.17
2	**Shelby** Alainah Carmel, Jaleeza Zehner, Madison Henkel, Ava Bowman	49.73
3	**Gates Mills Gilmour Academy** Addie Nemeth, Rielyn Jackson, Morgan Slough, Mariyah Moore	49.72
4	**Toledo Central Catholic** Jayla Watson, Taylor Scribner, Jara Johnson, Nyla King	48.57
5	**Steubenville** Meleah Crownover, Aniyah Warner, Madalyn Criss, Mya Stackhouse	50.44
6	**Port Clinton** Claudia Gillum, Shianne Lieske, Jade Mitchell, Alexis Shelton	49.41
7	**South Point** Emma Layne, Leila Hall, Bindi Staley, Camille Hall	50.94
8	**Ottawa-Glandorf** Delaney Duling, Savannah Recker, Laney Hedrick, Averie Fox	50.07
9	**Huron** Jaden Carey, Kyla Garbe, Kaylee Parker, Eliana Cozzie	50.02
Heat 2		
1	**St. Clairsville** Olivia McKeever, Emma Henry, Lauren Powell, Laili Dombroski	50.95
2	**Akron Buchtel** DeVonnah Smith, Lamyria Trammell, Cha'Mere Hullum, Tianna Burton	49.74
3	**Greenfield McClain** Ryan Butterbaugh, Brenna Wright, Katie Cook, Luca Matesic	50.56
4	**Van Wert** Danesha Branson, Kendra Deerhing, Sofi Houg, Macy Johnson	49.18
5	**Girard** Mia Malito, Olivia Coman, Sieasia Triplett, Ar'Marna Wilson	49.35
6	**Cincinnati Madeira** Autumn Daley, Hannah Jung, Vivian Momper, Kate Schomaeker	49.36
7	**Bellefontaine** Kylie Adams, Parker Penhorwood, Ava Reeves, Callie Shumaker	49.80
8	**Oak Harbor** Molly Downs, Jaclyn Croy, Rylee Mckitrick, Effie Schulte	49.76
9	**Bethel-Tate** Tabbi Courts, Emma Sandker, Hayden Shields, Lillie Webb	50.18

2022 Division I Results

1. Lewis Center Olentangy Orange	47.55
(Josephine Davis 11, Ava Musgrove 12, Cassidy Shimp 11, Teresa Christian 11)	
2. Gahanna Lincoln	47.91
3. Twinsburg	48.01
4. Columbus Bishop Hartley	48.19
5. Reynoldsburg	48.19
6. Cincinnati Colerain	48.29
7. Cincinnati Sycamore	48.34
8. Huber Heights Wayne	48.58

Division I — Friday, June 2, 2023 — 6:05 P.M.

Lane	School and Relay Team Members	Regional Time
Heat 1		
1	**Macedonia Nordonia** Rachel Dudich, Sade Lewis, Alexis Hives, Tamia Hameed	48.83
2	**Columbus St. Francis DeSales** Katherine Dortmund, Isabella Swallow, Mckenzie Amonor, Kenyetietta Quinn	47.86
3	**Canton GlenOak** Natalie Bisesi, Sydney Stepanovich, Milana Leahy, Jenna Delp	48.40
4	**Mason** Emilia Capiello, Lily Eagleston, Kate Hartley, Eden Orr	47.38
5	**Whitehouse Anthony Wayne** Giavanna Harris, Olivia Witker, Madeline Zimmerman, Mallori Pollock	49.16
6	**Liberty Twp. Lakota East** Mikaylah Chandler, Lena James, Qiersten McClain, Ivy Smith	48.10
7	**Toledo Notre Dame Academy** Ja'Nya Anderson, Vaibhavi Goyal, Lauryn Hancock, Savannah Edwards	49.44
8	**Cincinnati Princeton** Marte'ya Borden, Amirah Dixon, Ziyah Walton, Bella Williams	48.61
9	**Westerville South** Zoe Guice, Journee Hartgrove, Marissa Saunders, Alexus Roberts	48.53
Heat 2		
1	**North Royalton** Ava Weatherbie, Rylie Haynes, Merlin Scaria, Julia Sprecher	49.82
2	**Cincinnati Colerain** Derriana Banks, Aunaysia Poellnitz, Summer Swartwout, Keilani Broadnax	48.29
3	**Lorain** Ineyeah Palos, Iyanna Alves, Dalasha Pruchinsky, Nakeya Hermon	49.36
4	**Westerville Central** Aubrey Watkins, Deja Curry-Brown, Josephine Timperman, Allie Strosnider	47.45
5	**Cleveland John F. Kennedy** Lauriana Bell, Kyla Allen, Julia Head, LaShay Woods	48.18
6	**Lewis Center Olentangy Orange** Josephine Davis, Cassidy Shimp, Augustine Davis, Teresa Christian	47.63
7	**Twinsburg** Bree Banach, Arriah Gilmer, Ava He-Schenk, Savannah Swanda	48.72
8	**Pickerington Central** Jordan Archie, Nevaeh White, Lachele Nichloas, Grace Alls	47.86
9	**Dayton Chaminade Julienne** JaNiya Ward, Alivia Robinson, Angela Williams, Te'aira Branham-Patrick	48.62

Boys 4 x 100-Meter Relay

NATIONAL SCHOLASTIC RECORD
39.76 Sec., O.D. Wyatt High School, Fort Worth, Texas, 1998
Milton Wesley, Michael Franklin, Montie Clopton, DeMario Wesley

EVENT NO. 12

OHSAA State Records on Pages 87-88 • Tournament Records on Pages 78-80

Check the OHSAA Fan Guide for podium and action photos from the track and field state championships at ohsaa.org/Tickets-Fan-Guide.

Division III — Friday, June 2, 2023 — 10:55 A.M.

Lane	School and Relay Team Members	Regional Time
Heat 1		
1	**Cristo Rey Columbus** Michael Dyer, Kaleb Thomas, Perry Tawiah, Isaiah Sho-Sawyer	44.42
2	**St. Henry** Ryan Wehrley, Chase Litmer, Hayden Harrod, Harrison Wendel	43.76
3	**McComb** Andrew Swisher, Camden Glaser, Braxton Althauser, Payton Baldridge	43.76
4	**Youngstown Valley Christian School** Marquez Gibbs, VeShun Gurley, Jhordan Peete, Phillip Spradley	43.33
5	**Plymouth** Gavin McClary, Caiden Allen, Layne Bushey, Riley Ramey	43.66
6	**Anna** Grant Carity, Chase Murray, Ben Mcdermott, Justin Richards	43.74
7	**Ironton Rock Hill** Victor Day, Will Clement, Noah Dodridge, Izaak Cox	44.21
8	**Lowellville** Braylen Dabney, Vinny Ballone, Drew Modelski, Tylin Dabney	44.20
9	**Delphos Jefferson** Lucas Grothaus, Boston Reynolds, Trent Teman, Cole Hoersten	44.19
Heat 2		
1	**Ottoville** Michael Turnwald, Garrett Trentman, Alex Leis, Kellen Schlagbaum	44.55
2	**Columbiana** Aiden Radcliff, Joseph Guido, Liam Surgenavic, Caleb Buchheit	43.95
3	**Attica Seneca East** Austin Perry, Taylor Young, Lucas Bordner, Korbin Beamer	44.19
4	**Harrod Allen East** Jacob Hershberger, Jackson Friesner, Isen Schafer, Trey Hensley	43.36
5	**Castalia Margaretta** Cooper Tigges, Cameron Sosa, Kaine Smetzer, Gage Bodey	43.45
6	**Sullivan Black River** Nathan Urbas, Tyler Mrakuzic, Aden MacFarlane, Stephan Kozopas	43.54
7	**Northwood** Montonio Baker, R'Emontay Coleman, Santos Ayala, Alex Howe	44.10
8	**Maria Stein Marion Local** Brayden Pavelka, Nate Buschur, Kyle Otte, Tate Hess	43.83
9	**Youngstown Cardinal Mooney** De'Andre Riley, Tyon Flowers, Dennis Clark, John Jones	44.48

2022 Division III Results

1. Youngstown Valley Christian	42.82
(RaQuan Bell 12, Phillip Spradley 11, Kwane Austin 12, Marquez Gibbs 10)	
2. Springfield Catholic Central	43.34
3. Warren John F. Kennedy	43.54
4. Anna	43.76
5. Mechanicsburg	43.88
6. Maria Stein Marion Local	44.10
7. North Robinson Colonel Crawford	44.15
8. Attica Seneca East	44.19

Division II — Friday, June 2, 2023 — 2:55 P.M.

Lane	School and Relay Team Members	Regional Time
Heat 1		
1	**Waynesville** Garrett Lundy, Wade Von Handorf, Trent Davis, Alex Amburgy	43.44
2	**Girard** Nic Bengala, Domenico Simone, Stephen Sims, Anthony Bengala	42.88
3	**Columbus Eastmoor Academy** Javon Colvin, Tderyan Lewis, Donovan Delph, Jeremiah Johnson	43.02
4	**Cleveland Glenville** Jordin Johnson, Micquan Gravely, Jamari Townsend, Bryce West	42.09
5	**South Point** Joey Bloebaum, Deshaun Garred, Davin Heckard, Kane LeBlanc	43.03
6	**Dayton Chaminade Julienne** Dereon Howard, Tayonne Turner, Aiden Lowery, Diallo Forest	43.01
7	**Zanesville West Muskingum** Lane Kennedy, Jax Prang, Ty Shawger, Rashid Sesay	43.39
8	**Sandusky Perkins** Michael Young, Jon Normington-Slay, Lamar Everett, Braylon Collier	43.28
9	**Akron Buchtel** Zyaire Lewis, Tajh Poole, Damien Johnson Jr, JaeSon Anderson	43.21
Heat 2		
1	**St. Clairsville** Gage Wolfe, Gavin Schoolcraft, Kyle Stoner, Dino Burk	43.46
2	**Galion** Gabe Ivy, Jack Hart, Zach Sallee, Jacob Chambers	43.26
3	**Gnadenhutten Indian Valley** Kolton Thomas, Benaiah Klaserner, Grady Kinsey, Gavin henry	43.28
4	**Toledo Central Catholic** Donovan Hooker, Solomon King, Ian Smith, RJ Maddox	42.75
5	**Brookville** Walt Adams, Alex Kidwell, Tim Davis, Kory Davis	42.98
6	**Peninsula Woodridge** Taysear Williams-Clay, Alex Cooper, Taneil Gaddis, Jack Novak	42.84
7	**Napoleon** Hayden Gerken, Brett Bostelman, Hayes Bingham, Masen Switzer	43.29
8	**Bay Village Bay** Charles Rice, Jayden Perrine, Jace Knapp, Liam O'Leary	43.08
9	**Gates Mills Hawken** Dominic Johnson, Jordan Johnson, Vlad Estrin, Christian Anderson	43.27

2022 Division II Results

1. Gates Mills Hawken	# % 41.66
(Dominic Johnson 11, Christian Anderson 11, Andrew Bukovnik 12, Jordan Harrison 12)	
2. Oak Harbor	42.15
3. Cleveland Glenville	42.16
4. LaGrange Keystone	42.25
5. Toledo Central Catholic	42.49
6. Streetsboro	42.74
7. Cleveland Benedictine	43.00
8. East Liverpool Beaver Local	43.10

Division I — Friday, June 2, 2023 — 6:10 P.M.

Lane	School and Relay Team Members	Regional Time
Heat 1		
1	**Solon** Brian McQuaide, Joel Kpassou, Jaelin Apple, Eric Del Torto	42.48
2	**Medina** Aedyn Ruiz, Tallen Hulvey, Darnell Davis, John Wojciak	41.97
3	**Fairfield** Rayzier Jones, Isaiah Glover, Jordan Jackson, Xavier Isaacs	42.12
4	**Avon** Tommy Ptacek, Jakob Weatherspoon, Daniel Colburn, Cole Kepner	41.60
5	**Warren G. Harding** Chandler Jackson, Antonio Smith, Donovan Salero-McCoy, JaVontae Jones	42.25
6	**Groveport-Madison** Thomas Andrews, Raishad King, Mike Robinson, Sean Callahan	42.01
7	**Springfield** Jayvin Norman, Aaron Scott, Da'Shawn Martin, Tyron Barnes	42.45
8	**Gahanna Lincoln** Sontino Williams II, Makai Shahid, Andrew Pizzico, Jason Smith	42.41
9	**Massillon Washington** Jacques Carter, TaShaun Smith, Mason Filler, Ardell Banks	42.48
Heat 2		
1	**Huber Heights Wayne** Sean Westmoreland, Key'Shawn Garrett, Charles Jackson Solomon, Destined Ard	42.53
2	**Columbus Independence** Antonio Weaver, Zacharias Johnson, Antonio Harris, A.J. Jordan	42.02
3	**Euclid** Rich Buchannon, Lamonte Hamelin, Jamal Jefferson, Jordan Edwards	42.29
4	**Pataskala Licking Heights** DJ Fillmore, Jalynn Fillmore, Similoluwa Jaf-Ogunlayi, Samolu Cooper	41.79
5	**Cincinnati La Salle** BJ Ross, Timiko Jackson, Tyrone Brown, Koy Beasley	42.10
6	**Cleveland St. Ignatius** Nicholas Hille, Shane Morrison, Jackson Bennett, Brandon Webster	41.85
7	**Austintown-Fitch** Gianni Maley, Nick Tibolla, Dan Evans, Jayden Eley	42.34
8	**Brunswick** Landen Case, Armel Robinson, Ryder Kern, Chris Johnson	42.04
9	**Sylvania Southview** William Mayzes, Emite Lamb, Akil Jones Jr, Jordan King	42.71

2022 Division I Results

1. Pickerington HS Central	41.22
(Ethan Pinkins 11, Kaleb Holloway 12, Xavier McCoy 9, Troy Lane 11)	
2. Gahanna Lincoln	41.25
3. Cincinnati Archbishop Moeller	41.78
4. Springfield	41.78
5. Youngstown Boardman	41.88
6. Lewis Center Olentangy Orange	41.99
7. Avon	42.17
8. Hunting Valley University School	42.37

Girls 400-Meter Dash

EVENT NO. 13

NATIONAL SCHOLASTIC RECORD
50.74 Sec. – Monique Henderson
Morse High School, San Diego, California, 2000

Check the OHSAA Fan Guide for podium and action photos from the track and field state championships at ohsaa.org/Tickets-Fan-Guide.

OHSAA State Records on Pages 87-88 • Tournament Records on Pages 78-80



2022 Division III Results

1. Sydnee Sinn, Jr., Haviland Wayne Trace	55.92
2. Maddy Merritt, Jr., Xenia Legacy Christian Academy	57.20
3. Addison Swearingen, So., Sidney Fairlawn	57.85
4. Peyton Heitmeyer, Sr., Leipsic	58.12
5. Kiersten Franklin, Sr., Sidney Lehman Catholic	58.31
6. Jordan Rosales, Jr., Toledo Christian	59.38
7. Kylie Montgomery, So., Coal Grove Dawson-Bryant	59.97
8. Emma Richards, Fr., Beverly Fort Frye	1:03.57

Division III — Friday, June 2, 2023 — 11:00 A.M.

Lane	Name	School	Grade	Regional Time
Heat 1				
1	Carlie Besecker	Covington	11	59.74
2	Ari Tompkins	Mogadore	10	58.67
3	Kylie Montgomery	Coal Grove Dawson-Bryant	11	58.54
4	**Sydnee Sinn '22**	Haviland Wayne Trace	12	56.16
5	Emma Richards	Beverly Fort Frye	10	58.32
6	Olivia Hudson	Oberlin	9	58.49
7	Hallie Haines	Leesburg Fairfield	12	59.94
8	Sophia Diorio	Youngstown Cardinal Mooney	11	59.28
9	Camryn Shook	Tiffin Calvert	11	59.46
Heat 2				
1	Emma Tyrrell	Bucyrus	11	1:00.13
2	Rahzia Rios	Elmore Woodmore	12	58.70
3	Addison Swearingen	Sidney Fairlawn	11	58.66
4	Maddy Merritt	Xenia Legacy Christian Academy	12	56.43
5	Maddy Lengacher	Smithville	11	57.51
6	Olivia Saylor	Castalia Margaretta	11	58.31
7	Cameo Cedarleaf	Minster	12	59.52
8	Jordan Rosales	Toledo Christian	12	59.06
9	Katelynne Bergman	Lakeside Danbury	10	1:00.00



2022 Division II Results

1. Alexa Fortman, Jr., Ottawa-Glandorf	55.74
2. Cameron Bittermann, Sr., Cleves Taylor	56.72
3. Tay 'Onia Whitaker, Sr., Akron Buchtel	56.87
4. Mary Ellis, Jr., Toledo Central Catholic	56.95
5. Leila Metres, So., Gates Mills Hawken	57.27
6. Olivia Kennedy, Sr., Jackson	57.53
7. Reagan Campbell, Jr., Delaware Licking Valley	57.71
8. Spiritual Wilson Foster Wright, Sr., Columbus South	57.73

Division II — Friday, June 2, 2023 — 3:00 P.M.

Lane	Name	School	Grade	Regional Time
Heat 1				
1	Brynn McKeever	Rayland Buckeye Local	11	59.40
2	Alexis Magoto	Versailles	12	57.76
3	Beckett Strong	Thornville Sheridan	10	58.17
4	Alexa Fortman	Ottawa-Glandorf	12	56.04
5	Jessica Church	New Concord John Glenn	10	57.99
6	Mary Ellis	Toledo Central Catholic	12	57.12
7	Sandra King	Akron Buchtel	11	59.16
8	Hannah Carney	Richwood North Union	12	58.60
9	Hayden Sorrell	Germantown Valley View	9	57.93
Heat 2				
1	Ashlyn Stark	Canal Fulton Northwest	12	1:00.10
2	Deasia Washington	Cleveland Heights Beaumont	12	58.26
3	Sophia Gregory	Beloit West Branch	11	58.74
4	**Reagan Campbell '21**	Newark Licking Valley	12	56.64
5	Leila Metres	Gates Mills Hawken	11	57.25
6	Elayna Richardson	Lewistown Indian Lake	12	56.87
7	Josie Goodson	Belmont Union Local	12	58.68
8	Ashley Yontz	Middletown Bishop Fenwick	10	57.92
9	Tatum Walsh	Lima Bath	11	59.26



2022 Division I Results

1. Kayleigh Keyes, Fr., Beavercreek	55.27
2. Riley Evans, So., Lodi Cloverleaf	55.99
3. Gemma Kilgore, Sr., North Ridgeville	56.37
4. Makenzie Stuckert, So., Mentor	56.45
5. Alexis Cain, Sr., Euclid	56.49
6. Ady Armstrong, So., Hilliard Darby	56.88
7. Leah Harnish, Jr., Troy	57.30
8. Ella Baker, Jr., Amherst Steele	57.84

Division I — Friday, June 2, 2023 — 6:15 P.M.

Lane	Name	School	Grade	Regional Time
Heat 1				
1	Sanayah Ruffin	Twinsburg	11	57.08
2	Jada Irwin	Cincinnati Princeton	12	56.51
3	Makenzie Stuckert	Mentor	11	56.37
4	Ella Baker	Amherst Steele	12	55.21
5	Claire Dunn	Shaker Heights	12	55.94
6	Elizabeth Poling	Upper Arlington	9	56.35
7	Maley Roberts	Sylvania Northview	11	56.90
8	Tori Killens	Mason	9	56.96
9	Cariona Lewis	Solon	9	57.30
Heat 2				
1	Madeline Zimmerman	Whitehouse Anthony Wayne	9	58.42
2	Sydney Workman	Columbus Bishop Watterson	12	56.60
3	Leah Harnish	Troy	12	56.49
4	Amryne Chilton	Gahanna Lincoln	12	55.80
5	**Kayleigh Keyes '22**	Beavercreek	10	55.84
6	Riley Evans	Lodi Cloverleaf	11	56.19
7	Amahrie Harsh	North Canton Hoover	11	56.78
8	Ady Armstrong	Hilliard Darby	11	56.81
9	Lillian Hurd	Columbus Independence	11	57.59

Bolded name and year indicates a returning state champion in the above event.

Boys 400-Meter Dash

NATIONAL SCHOLASTIC RECORD
45.19 Sec. – Aldrich Bailey
Mansfield Timberview High School, Arlington, Texas, 2012

EVENT NO. 14

OHSAA State Records on Pages 87-88 • Tournament Records on Pages 78-80

Check the OHSAA Fan Guide for podium and action photos from the track and field state championships at ohsaa.org/Tickets-Fan-Guide.

Division III — Friday, June 2, 2023 — 11:10 A.M.

Lane	Number	Name	School	Grade	Regional Time
Heat 1					
1		Brady Fillmore	Rootstown	11	51.18
2		Peyton Bodnar	Mansfield St. Peter's	12	50.47
3		Trevor Stearns	Rockford Parkway	10	50.39
4		Evan Hudson	Oberlin	11	48.38
5		Jacob Rombach	Tiffin Calvert	11	50.30
6		Kooper Chimley	Shadyside	12	50.26
7		Noah Elser	Warren John F. Kennedy	10	51.16
8		Garrett McKinniss	Oak Hill	11	51.12
9		Wesley Schoen	Maria Stein Marion Local	11	50.88
Heat 2					
1		Carter Curtis	Dola Hardin Northern	11	51.24
2		Trent Teman	Delphos Jefferson	12	50.79
3		Maddox Treece	Haviland Wayne Trace	11	50.79
4		Cody Hesler	Seaman North Adams	11	49.78
5		Brandon Rogers	Fairfield Cincinnati Christian	12	49.88
6		Christian Davis	Brookfield	10	50.16
7		Anden Blankemeyer	Columbus Grove	12	50.97
8		Kaidon Whisman	Williamsburg	12	50.83
9		Brayden Bromagem	Ansonia	10	51.41



2022 Division III Results

1. Sherron Jones, Sr., Bascom Hopewell-Loudon	47.97
2. Amere Talley, Sr., Cleveland Hts. Lutheran East	48.14
3. Noah Carmichael, Sr., Columbus Cristo Rey	49.06
4. Dewey Hill, Sr., New Lebanon Dixie	49.36
5. Zach Oneill, Sr., Toledo Maumee Valley Country Day	49.64
6. Carson Music, Sr., Greenwich South Central	49.95
7. Kyle Zygmunt, Sr., Independence	50.08
8. Peyton Bodnar, Jr., Mansfield St. Peter's	50.21

Division II — Friday, June 2, 2023 — 3:10 P.M.

Lane	Number	Name	School	Grade	Regional Time
Heat 1					
1		Logan Collier	Springfield Shawnee	10	50.16
2		Jeffrey Jemison	Parma Heights Holy Name	11	49.47
3		Landin Wiechers	Napoleon	11	49.89
4		**Mason Louis '21**	Bexley	12	46.62
5		Cai Mckeever	Rayland Buckeye Local	12	49.69
6		Malik Davis	Cleveland Glenville	12	49.14
7		Charley Clyne	Chillicothe Zane Trace	11	50.56
8		Cason Doolittle	Findlay Liberty-Benton	12	50.01
9		Keion Mayberry	Cleveland Benedictine	11	49.84
Heat 2					
1		Koda Klein	Warsaw River View	12	50.64
2		Owen Miller	Oak Harbor	12	49.55
3		Savior Faulks	Steubenville	11	50.35
4		Micah Schuster	Streetsboro	12	48.81
5		John Podojil	Cincinnati Indian Hill	11	49.34
6		Joe Stupka	Bellville Clear Fork	11	48.45
7		Cale Wilson	Clarksville Clinton-Massie	10	49.96
8		Colby Humbert	Wickliffe	12	49.55
9		Samuel Jones	Delaware Buckeye Valley	12	50.06

2022 Division II Results

1. Brady Burrey, Sr., Bellefontaine Benjamin Logan	48.45
2. Isaiah Pressley, Sr., Columbus Eastmoor Academy	48.76
3. Brandon Boyd, Sr., Cleveland Benedictine	48.84
4. Brenton Jones, Sr., Steubenville	49.16
5. Micah Schuster, Jr., Streetsboro	49.82
6. Kahle Flowers, Sr., Byesville Meadowbrook	50.15
7. Zach Fein, Sr., Cincinnati Archbishop McNicholas	50.34
8. Calil McCray, So., Akron St. Vincent-St. Mary	50.75

Division I — Friday, June 2, 2023 — 6:25 P.M.

Lane	Number	Name	School	Grade	Regional Time
Heat 1					
1		Benjamin Rothhaar	Norwalk	10	49.32
2		Peter Hollern	Dublin Jerome	12	48.09
3		Jakob Weatherspoon	Avon	9	48.42
4		Karl Dietz	Chardon	11	47.08
5		Kaden Ellerbe	Beavercreek	10	49.31
6		Richard Simpson	Pickerington North	10	47.87
7		Micah Rice	Cincinnati Archbishop Moeller	10	49.77
8		Brian Turner	Stow-Munroe Falls	12	48.79
9		Cullen Hronek	Westerville Central	12	48.31
Heat 2					
1		Liam Acevedo	Franklin	11	50.02
2		Makhi Pritchett	Akron St. Vincent-St. Mary	10	48.77
3		J.D. Leverette	Liberty Twp. Lakota East	12	49.73
4		Andre Jackson	Whitehall-Yearling	11	47.31
5		Joseph Taylor	Toledo St. John's Jesuit	11	47.89
6		**Connor Boland '22**	Geneva	12	47.34
7		Hughes Latrell	Lexington	9	49.00
8		Joseph Lindsey Jr	Pickerington Central	12	48.28
9		Robert Young	Westerville Central	9	48.36



2022 Division I Results

1. Connor Boland, Jr., Geneva	47.67
2. Logan Doyle, Sr., Twinsburg	48.43
3. Karl Dietz, So., Chardon	48.62
4. Joseph Taylor, So., Toledo St. John's Jesuit	48.84
5. Drevon Trapp, Sr., Bedford	49.04
6. Jackson Herbert, Jr., Wadsworth	49.09
7. Andre Jackson, So., Whitehall-Yearling	49.27
8. Keontez Bradley, Jr., Mansfield Sr.	49.48

Bolded name and year indicates a returning state champion in the above event.

Girls 300-Meter 30" Hurdles

EVENT NO. 15

NATIONAL SCHOLASTIC RECORD
39.98 Sec. – Lashinda Demus
Wilson High School, Long Beach, California, 2001

Check the OHSAA Fan Guide for podium and action photos from the track and field state championships at ohsaa.org/Tickets-Fan-Guide.

OHSAA State Records on Pages 87-88 • Tournament Records on Pages 78-80



2022 Division III Results

1. Katie Ruffener, Sr., North Robinson Colonel Crawford	43.06
2. Sam Hoelscher, Sr., Maria Stein Marion Local	43.72
3. Shelby Grover, Jr., Lucas	44.39
4. Azure Travis, So., Elmore Woodmore	44.60
5. Marinna Atanmo, Sr., Rootstown	44.69
6. Maddie McDaniel, So., Coal Grove Dawson-Bryant	45.09
7. Sierra Kendall, Sr., Seaman North Adams	45.39
8. Clara Symington, Sr., Steubenville	45.44

Division III — Friday, June 2, 2023 — 11:20 A.M.

Lane	Name	School	Grade	Regional Time
Heat 1				
1	Brynn Fortman	Columbus Grove	12	47.43
2	Jessa Burgei	Ottoville	11	46.29
3	Rilynn Jones	Harrod Allen East	10	46.18
4	Shelby Grover	Lucas	12	44.84
5	Ava Vecchione	New Middletown Springfield	11	46.18
6	Brianna Montgomery	Gibsonburg	12	46.04
7	Corri Vermilya	Loudonville	11	47.46
8	Macy Miller	Milford Center Fairbanks	12	47.41
9	Karlee Buschur	St. Henry	9	47.00
Heat 2				
1	Skye Morris	Apple Creek Waynedale	11	47.47
2	Cara Pipitone	Zoarville Tuscarawas Valley	12	46.47
3	Sammy Rotunno	Youngstown Cardinal Mooney	10	46.83
4	Azure Travis	Elmore Woodmore	11	45.03
5	Lyv Lindeman	Delphos Jefferson	11	45.53
6	Madison McDaniel	Coal Grove Dawson-Bryant	11	45.28
7	Ariel Heitkamp	Fort Loramie	10	46.53
8	Cayla Eaton	North Lewisburg Triad	11	46.86
9	Kendel Rall	Mt. Blanchard Riverdale	11	47.68



2022 Division II Results

1. DaMya Barker, Sr., Akron Buchtel	44.07
2. Anna Rorrer, Jr., Peninsula Woodridge	44.71
3. Isabel Evans, Fr., Johnstown Northridge	44.85
4. Khamia Brooks, Sr., Cincinnati Summit Country Day	44.98
5. Addy Modd, Sr., Kenton	45.32
6. Odessa Smith, Jr., McConnelsville Morgan	45.78
7. Leeyah Samuels, Jr., Dayton Northridge	45.85
8. Claire Duricky, So., Mentor Lake Catholic	46.17

Division II — Friday, June 2, 2023 — 3:20 P.M.

Lane	Name	School	Grade	Regional Time
Heat 1				
1	Kara Fields	New Concord John Glenn	12	46.70
2	Stasia Hall	Cortland Lakeview	12	46.00
3	Claire Shriner	Thornville Sheridan	11	45.45
4	Isabel Evans	Johnstown Northridge	10	43.52
5	Odessa Smith	McConnelsville Morgan	12	45.18
6	Claire Duricky	Mentor Lake Catholic	11	45.43
7	Averey Cottrill	Lancaster Fairfield Union	10	46.68
8	Mariah Mireles	Archbold	9	46.69
9	Riley VanFrank	Batavia	9	46.97
Heat 2				
1	Kyla Garbe	Huron	12	47.16
2	Jayla Watson	Toledo Central Catholic	12	46.15
3	Isabelle Seelbach	Shaker Heights Hathaway Brown	9	46.02
4	Kylie Adams	Bellefontaine	10	44.51
5	Anna Rorrer	Peninsula Woodridge	12	44.91
6	Leeyah Samuels	Dayton Northridge	12	44.71
7	Callie Shumaker	Bellefontaine	9	46.32
8	Ariannah Floyd	Oberlin Firelands	10	46.55
9	Ava Littler	Canfield	11	47.06



2022 Division I Results

1. Camden Bentley, Jr., Gahanna Lincoln	42.82
2. Mae Reed, Sr., Cincinnati Turpin	43.81
3. Myah Boze, So., Hamilton Ross	43.82
4. Raegan Ernst, Sr., Dublin Jerome	44.55
5. Morgan Blackford, Jr., Solon	44.59
6. Gracelyn Peebles, Sr., Hilliard Bradley	44.97
7. Marissa Saunders, Jr., Westerville South	45.24
8. Asia Nicholson, Sr., Lyndhurst Brush	46.28

Division I — Friday, June 2, 2023 — 6:35 P.M.

Lane	Name	School	Grade	Regional Time
Heat 1				
1	Makenna Langford	Oregon Clay	10	46.02
2	Myah Boze	Hamilton Ross	11	44.03
3	Ellie Zuro	Wadsworth	12	44.90
4	**Camden Bentley '22**	Gahanna Lincoln	12	42.00
5	Morgan Blackford	Solon	12	44.36
6	Elaina Schneider	Upper Arlington	11	44.33
7	De'Aunee Thompson	Austintown-Fitch	11	45.84
8	Lily Eagleston	Mason	10	45.17
9	Anna Wile	Hilliard Davidson	9	45.41
Heat 2				
1	Camille Neutzling	Massillon Perry	11	46.10
2	Alexus Roberts	Westerville South	11	44.38
3	Mackenzie Blackford	Solon	11	45.07
4	Ric'Keya White	Huber Heights Wayne	9	43.12
5	Azurie Garrett	Toledo Whitmer	10	44.25
6	Katlyn Pham	Liberty Twp. Lakota East	10	44.02
7	Paige Olberding	Wapakoneta	9	45.80
8	Allison Minier	New Albany	12	44.55
9	AnnMarie Whitson	Columbus Hamilton Township	11	45.77

Bolded name and year indicates a returning state champion in the above event.

Boys 300-Meter 36" Hurdles

NATIONAL SCHOLASTIC RECORD
35.02 Sec. – Reggie Wyatt
La Sierra High School, Riverside, California, 2009

EVENT NO. 16

OHSAA State Records on Pages 87-88 • Tournament Records on Pages 78-80

Check the OHSAA Fan Guide for podium and action photos from the track and field state championships at ohsaa.org/Tickets-Fan-Guide.

Division III — Friday, June 2, 2023 — 11:30 A.M.

Lane	Number	Name	School	Grade	Regional Time
Heat 1					
1		Jay Schroeder	New Knoxville	10	40.97
2		Garrett Trentman	Ottoville	10	40.06
3		**Owen Rindler '21**	Maria Stein Marion Local	12	40.22
4		Kellen Schlagbaum	Ottoville	12	38.78
5		Colton Reese	Versailles	12	39.80
6		Michael Ballone	Lowellville	11	39.78
7		Dylan Booth	Shadyside	11	40.98
8		Cameron Corrothers	Garfield Heights Trinity	12	40.64
9		Zach Reynolds	Columbus Grove	11	40.63
Heat 2					
1		Koen Eagon	Lore City Buckeye Trail	11	40.98
2		Jacob Wakefield	West Salem Northwestern	12	40.46
3		Braxton Barnett	Sarahsville Shenandoah	9	40.79
4		Jeremy Reber	Apple Creek Waynedale	11	39.46
5		Trevor Vogt	North Robinson Colonel Crawford	11	39.74
6		Carter Herman	Edgerton	11	39.28
7		Wyatt Lakes	West Alexandria Twin Valley South	12	40.91
8		Lucas McEwan	Kansas Lakota	9	40.10
9		Jace Hill	Ashland Crestview	12	41.09



2022 Division III Results

1. Tyler Schwieterman, Sr., Coldwater	38.96
2. Beau Brungard, Sr., New Middletown Springfield	39.09
3. Ethan Bogart, Sr., Bluffton	39.10
4. Joseph Slonkosky, Sr., Minster	40.12
5. Kellen Schlagbaum, Jr., Ottoville	40.15
6. Connor McCormick, Sr., Columbus Grandview Heights	40.31
7. Elijah Goodman, Sr., Columbia Station Columbia	40.58
8. Jacob Jarret, Sr., Collins Western Reserve	40.74

Division II — Friday, June 2, 2023 — 3:30 P.M.

Lane	Number	Name	School	Grade	Regional Time
Heat 1					
1		Garrett Ault	Minerva	12	40.25
2		Calvin Speicher	Orrville	12	39.17
3		Cameron Burgess	Chesapeake	10	39.59
4		Brayden Richards	Perry	11	38.36
5		Beau Harkelroad	Huron	11	39.54
6		Tim Davis	Brookville	12	39.50
7		Wyatt Augsburger	Oak Harbor	9	40.18
8		Keshaun Golden	Dayton Dunbar	12	39.93
9		Maddox Fox	Chillicothe Unioto	12	40.30
Heat 2					
1		Owen Stewart	Sandusky Perkins	10	40.88
2		Marcus Hughbanks	Batavia	9	39.92
3		Owen Wilkins	Findlay Liberty-Benton	11	40.17
4		Micah Mitchell	Steubenville	12	38.67
5		Eli Mora	Delta	11	39.40
6		Nic Bengala	Girard	12	38.92
7		Clay Perry	Vincent Warren	9	40.02
8		Ty Bova	Cuyahoga Falls CVCA	11	39.67
9		Kevin Murphey	Streetsboro	12	40.46



2022 Division II Results

1. Brady Wilson, Sr., Clyde	37.45
2. Jayson Williams, So., Cleveland Glenville	37.91
3. Daishaun Gossett, Sr., Columbus Centennial	37.94
4. Isiah Miller, Sr., Oak Harbor	39.05
5. Ryan Stoller, Sr., Garrettsville Garfield	39.55
6. Brayden Richards, So., Perry	39.67
7. Grayden Mooneyham, Jr., Uhrichsville Claymont	39.89
8. Javin Richards, Sr., Perry	41.54

Division I — Friday, June 2, 2023 — 6:45 P.M.

Lane	Number	Name	School	Grade	Regional Time
Heat 1					
1		Daren Morrow	Bedford	10	39.47
2		Tyrell Cloud	Lyndhurst Brush	11	38.80
3		Isaiah Potter	Newark	12	38.87
4		Jayden Douglas	Columbus Beechcroft	12	36.31
5		Aaron Thornton	Mansfield Senior	12	38.58
6		Logan Thompson	Boardman	12	38.75
7		Liam Gluck	Beavercreek	11	39.75
8		Romearo Wells	Gahanna Lincoln	12	39.14
9		Kellen Fields	Pataskala Licking Heights	12	39.24
Heat 2					
1		Jacob Crowthers	Trenton Edgewood	12	39.95
2		Ty Allen	Toledo Whitmer	12	38.87
3		Gavin Orth	Cincinnati St. Xavier	12	39.38
4		Malachi Snow	Cincinnati Northwest	12	37.68
5		Brendan Zurbrugg	Alliance	11	38.31
6		Logan Howe	Sylvania Southview	11	38.74
7		Miles King	Delaware Olentangy Berlin	9	39.12
8		Drew Lindsay	Avon	12	38.89
9		Bob Starck	Cleveland St. Ignatius	12	39.42



2022 Division I Results

1. Jayden Douglas, Jr., Columbus Beechcroft	36.72
2. Jordan Cortner, Jr., Clayton Northmont	37.79
3. Damon Frabotta, Sr., Cleveland St. Ignatius	38.31
4. Camden Beatty, Sr., Worthington Thomas Worthington	38.46
5. Brendan Zurbrugg, So., Alliance	38.56
6. Michael Donkor, Sr., Westerville South	38.88
7. Logan Thompson, Jr., Youngstown Boardman	39.03
8. Malachi Snow, Jr., Cincinnati Northwest	39.43

Bolded name and year indicates a returning state champion in the above event.

Girls 800-Meter Run

EVENT NO. 17

NATIONAL SCHOLASTIC RECORD
2:00.03 – Roisin Willis
Stevens Point Area High School, LaCrosse, Wisconsin, 2022

Check the OHSAA Fan Guide for podium and action photos from the track and field state championships at ohsaa.org/Tickets-Fan-Guide.

OHSAA State Records on Pages 87-88 • Tournament Records on Pages 78-80

2022 Division III Results

1. Taylor Roth, Jr., Minster	2:12.65
2. Marie Souther, So., Chillicothe Zane Trace	2:13.41
3. Haley Alig, Sr., Coldwater	2:16.42
4. Alivia Roerdink, Jr., Bascom Hopewell-Loudon	2:16.79
5. Erica Durst, Jr., Reedsville Eastern	2:17.34
6. Rachael Hoover, So., Milford Center Fairbanks	2:18.73
7. Lily Bertemes, Sr., South Charleston Southeastern	2:18.78
8. Katie Lane, So., Mogadore	2:18.94

Division III — Saturday, June 3, 2023 — 10:55 A.M.

Lane	Name	School	Grade	Regional Time
1a	Alivia Roerdink	Bascom Hopewell-Loudon	12	2:17.08
1b	Gracie Miller	Liberty Center	11	2:19.76
2a	Emma Hammer	Elmore Woodmore	11	2:16.35
2b	Annie Hemmelgarn	Minster	9	2:21.94
3a	Gianna Ritchie	Hartville Lake Center Christian	9	2:16.93
3b	Jessie Johnson	Sugarcreek Garaway	12	2:19.13
4a	Sydnee Sinn	Haviland Wayne Trace	12	2:13.21
4b	Caroline Hamilton	Xenia Legacy Christian Academy	10	2:21.29
5a	Erica Durst	Reedsville Eastern	12	2:17.11
5b	Meghan Schwartz	Sugarcreek Garaway	11	2:18.10
6a	Jaylee Wingate	Creston Norwayne	12	2:14.76
6b	Megan Hipple	McDonald	12	2:17.38
7a	**Taylor Roth '22**	Minster	12	2:15.83
7b	Kiara Bahena	Haviland Wayne Trace	12	2:17.69
8a	Elena Price	New Philadelphia Tuscarawas Cent. Cath.	9	2:18.06
8b	Katie Lane	Mogadore	11	2:18.13
9a	Delaney Kintner	Cincinnati Summit Country Day	10	2:20.72
9b	Sophia Yon	Lowellville	11	2:19.86



2022 Division II Results

1. Alexa Fortman, Jr., Ottawa-Glandorf	# % 2:08.60
2. Elizabeth Whaley, Sr., Cincinnati Indian Hill	2:08.82
3. Izzy Best, Sr., Peninsula Woodridge	2:09.41
4. Malena Cybak, Sr., Massillon Tuslaw	2:09.55
5. Jaylee Wingate, Jr., Creston Norwayne	2:10.24
6. Reese Reaman, So., Peninsula Woodridge	2:12.19
7. Amy Weybrecht, So., Gates Mills Gilmour Academy	2:12.28
8. Kennedy Schlessman, Jr., Huron	2:14.75

Division II — Saturday, June 3, 2023 — 2:30 P.M.

Lane	Name	School	Grade	Regional Time
1a	Reese Reaman	Peninsula Woodridge	11	2:17.43
1b	Maria Jutte	St. Marys Memorial	12	2:17.37
2a	Caitlyn Shipley	Williamsport Westfall	11	2:19.74
2b	Channon Cundiff	Shelby	11	2:19.58
3a	**Amy Weybrecht '21**	Gates Mills Gilmour Academy	11	2:15.29
3b	Maggie Hall	Salem	10	2:17.66
4a	Anna Conrad	Lancaster Fairfield Union	11	2:17.42
4b	Cate LeRoy	Cincinnati Madeira	10	2:16.24
5a	Marissa Boone	Peninsula Woodridge	10	2:13.41
5b	Marie Souther	Chillicothe Zane Trace	11	2:20.34
6a	**Alexa Fortman '22**	Ottawa-Glandorf	12	2:13.48
6b	Kennedy Schlessman	Huron	12	2:18.98
7a	Elyana Weaver	Lexington	11	2:17.52
7b	Jailyn Williams	Hillsboro	9	2:20.39
8a	Jadyn Towns	Huron	11	2:18.53
8b	Corinne Closson	Ottawa-Glandorf	11	2:16.39
9a	Samantha Erbach	Waynesville	11	2:14.04
9b	Katie Walton	Germantown Valley View	12	2:16.66



2022 Division I Results

1. Morgan Monesmith, Sr., Shaker Heights Hathaway Brown	2:09.09
2. Jayla Atkinson, So., Stow-Munroe Falls	2:11.55
3. Gwendolyn Stare, Sr., Newark	2:13.71
4. Madison Conatser, Jr., Loveland	2:13.72
5. Kylie Feeney, So., Dublin Coffman	2:14.07
6. Mia Wyngarden, Sr., Hilliard Darby	2:14.35
7. Ava Beeks, Fr., Perrysburg	2:14.92
8. Mary Schultz, Jr., New Albany	2:15.16

Division I — Saturday, June 3, 2023 — 6:05 P.M.

Lane	Name	School	Grade	Regional Time
1a	Natalie Kiefer	Harrison	11	2:14.81
1b	Mia Gill	Columbus Bishop Watterson	11	2:15.10
2a	Caroline Murnan	Loveland	9	2:13.63
2b	Kylie Feeney	Dublin Coffman	11	2:13.39
3a	Savannah Dennison	Mentor	12	2:13.96
3b	Sarah Colman	Westlake	12	2:16.01
4a	Madison Conatser	Loveland	12	2:13.47
4b	Mari Pizem	Brecksville-Broadview Heights	11	2:15.56
5a	Grace Lavelle	Rocky River	10	2:15.25
5b	Kylie Beucler	Mentor	12	2:14.28
6a	Celia Schulte	Hilliard Davidson	9	2:11.50
6b	Lillian Eckels	Granville	12	2:13.27
7a	Jayla Atkinson	Stow-Munroe Falls	11	2:13.09
7b	Macie Roberts	Beavercreek	10	2:15.08
8a	Mia Heine	Medina	11	2:15.49
8b	Sydney Stevenson	Dover	10	2:14.84
9a	Brooke Chapman	Lewis Center Olentangy Orange	9	2:12.81
9b	Marisa Heil	Lancaster	10	2:15.87

Bolded name and year indicates a returning state champion in the above event.

Boys 800-Meter Run

NATIONAL SCHOLASTIC RECORD
1:46.45 – Michael Granville
Bell Gardens High School, Bell Gardens, California, 1996

EVENT NO. 18

OHSAA State Records on Pages 87-88 • Tournament Records on Pages 78-80

Check the OHSAA Fan Guide for podium and action photos from the track and field state championships at ohsaa.org/Tickets-Fan-Guide.

Division III — Saturday, June 3, 2023 — 10:55 A.M.

Lane	Name	School	Grade	Regional Time
1a	Carter Norman	Belpre	10	1:59.07
1b	Kyle Rabe	Sherwood Fairview	11	1:57.27
2a	Alex Donaldson	Cortland Maplewood	11	1:55.51
2b	David Kollin	Rittman	12	1:57.37
3a	Frank Rethman	Fort Loramie	12	1:58.22
3b	Aaron Gannon	Mount Gilead	12	1:59.29
4a	**Kaleb Nastari '22**	Hanoverton United	12	1:49.19
4b	Bryson Himes	Cortland Maplewood	12	1:57.24
5a	Jaxen Durfey	Defiance Tinora	12	1:55.72
5b	Zeb Wilson	Dola Hardin Northern	12	1:56.19
6a	Caleb Sultan	Cedarville	12	1:54.98
6b	Conner Baldauf	Van Wert Lincolnview	11	1:58.24
7a	Nathan Streby	Howard East Knox	12	1:53.99
7b	Carson Mackey	Toledo Ottawa Hills	12	1:56.97
8a	Landon Armstrong	Bluffton	12	1:55.98
8b	Jack Grieshop	Minster	11	1:58.42
9a	Logan Friges	Ashland Crestview	10	1:58.25
9b	Sam Derstine	Bluffton	12	1:58.12



2022 Division III Results

1. Kaleb Nastari, Jr., Hanoverton United	# % 1:49.56
2. Nathan Streby, Jr., Howard East Knox	1:53.49
3. Max Grillo, Sr., Canton Central Catholic	1:54.12
4. Landon Armstrong, Jr., Bluffton	1:55.22
5. Caleb Sultan, Jr., Cedarville	1:55.92
6. Dillon Moreland, Sr., Howard East Knox	1:57.00
7. Landen Demos, Sr., East Canton	1:57.31
8. Colin Gasson, Sr., Ft. Loramie	1:57.41

Division II — Saturday, June 3, 2023 — 2:30 P.M.

Lane	Name	School	Grade	Regional Time
1a	Luke Goode	Plain City Jonathan Alder	11	1:55.80
1b	Robbie Champa	Peninsula Woodridge	12	1:56.16
2a	Nathan Strahm	Tontogany Otsego	10	1:56.80
2b	Cameron Carn	London	9	1:56.60
3a	Wyatt Vick	Chillicothe Zane Trace	11	1:59.17
3b	Ashton Beverly	Chillicothe Unioto	12	1:59.57
4a	Seth Tivakaran	Dayton Carroll	12	1:55.89
4b	Josh Trapp	Williamsport Westfall	10	1:59.21
5a	Drew Tumblin	Warsaw River View	12	1:59.11
5b	Will Madison	Salem	11	1:55.28
6a	Brody Pumneo	Navarre Fairless	12	1:54.30
6b	Miles Taylor	Cincinnati Indian Hill	11	1:57.69
7a	Tyler Kohlmann	Huron	12	1:54.26
7b	Brian Gent	Pepper Pike Orange	12	1:55.39
8a	**Brian Bates '22**	Chardon Notre Dame-Cathedral Latin	12	1:54.51
8b	David Flandermeyer	Batavia	10	1:58.08
9a	Colin Ellis	Sandusky Perkins	12	1:55.50
9b	Tyson Crandall	Fairview Park Fairview	11	1:55.68



2022 Division II Results

1. Brian Bates, Jr., Chardon Notre Dame-Cathedral Latin	1:53.49
2. Brody Pumneo, Jr., Navarre Fairless	1:54.02
3. Ricky Marsico, Sr., Girard	1:54.13
4. Silas Bush, Sr., Springfield Shawnee	1:55.83
5. Tyson Crandall, So., Fairview Park Fairview	1:55.85
6. Miles Meisse, Jr., Ontario	1:56.29
7. Caleb Berns, Jr., Beachwood	1:56.90
8. Sam Adams, Sr., Warsaw River View	1:57.15

Division I — Saturday, June 3, 2023 — 6:05 P.M.

Lane	Name	School	Grade	Regional Time
1a	Aj Graf	Cincinnati St. Xavier	12	1:54.47
1b	Owen Towler	Gahanna Lincoln	10	1:52.64
2a	Jaxson Eckert	Powell Olentangy Liberty	12	1:51.90
2b	Colin LeVan	Hudson	12	1:54.96
3a	Jared Newenhisen	Tallmadge	11	1:54.35
3b	Ty Sgambati	Medina Highland	10	1:54.65
4a	Colton Thress	Lancaster	12	1:51.78
4b	Preston Rieger	New Philadelphia	11	1:54.59
5a	Calvin Kilgallon	Lebanon	11	1:53.54
5b	Hugh Jacobsmeyer	Lewis Center Olentangy	11	1:52.13
6a	Santino Ramos	Medina	12	1:53.39
6b	Vova Herdman	Lodi Cloverleaf	12	1:53.91
7a	Noah Johnson	North Canton Hoover	12	1:54.30
7b	Jayden Thompson	Harrison	11	1:54.63
8a	Majid Abuaun	Rocky River	12	1:53.42
8b	Cooper Citro	Delaware Olentangy Berlin	12	1:52.61
9a	Cayden Dyer	Loveland	12	1:54.36
9b	Aidan Eberhardt	Pickerington North	12	1:53.27



2022 Division I Results

1. Nick Plant, Sr., Canfield	# % 1:48.65
2. Dylan Christian, Sr., Granville	1:51.73
3. JP Tew, Sr., Loveland	1:54.45
4. Aidan Eberhardt, Jr., Pickerington HS North	1:54.57
5. Cooper Citro, Jr., Delaware Olentangy Berlin	1:55.12
6. Andrew Barchet, Sr., Brecksville-Broadview Hts.	1:55.37
7. Calvin Kilgallon, So., Lebanon	1:55.39
8. Quinn Anderson, Sr., Centerville	1:55.73

Bolded name and year indicates a returning state champion in the above event.

Girls 200-Meter Dash

EVENT NO. 19

NATIONAL SCHOLASTIC RECORD
22.52 Sec. – Allyson Felix
Baptist High School, Los Angeles, California, 2003

Check the OHSAA Fan Guide for podium and action photos from the track and field state championships at ohsaa.org/Tickets-Fan-Guide.

OHSAA State Records on Pages 87-88 • Tournament Records on Pages 78-80



2022 Division III Results

1. Kiersten Franklin, Sr., Sidney Lehman Catholic	24.80
2. Leah Smith, Jr., Tiffin Calvert	25.28
3. Medgine Wojton, Sr., Hartville Lake Center Christian	25.49
4. Gianna Lane, Fr., Columbus Tree of Life Christian	25.67
5. Brianna Chenevey, Jr., Dalton	25.71
6. Vivian Momper, Fr., Cincinnati Madeira	25.93
7. Abbie Francis, Sr., Ft. Recovery	26.03
8. Lauren Clos, Jr., Dalton	26.04

Division III — Friday, June 2, 2023 — 11:40 A.M.

Lane	Name	School	Grade	Regional Time
Heat 1				
1	Madison McDaniel	Coal Grove Dawson-Bryant	11	26.25
2	Elle Mohler	Liberty Center	11	25.66
3	Angela Williams	Greenwich South Central	11	25.85
4	Izzy Zahn	Coldwater	10	24.72
5	Kinley Green	Milford Center Fairbanks	12	25.68
6	Cece Worsham	Lima Temple Christian	12	25.83
7	Iniya Charlton	Garfield Heights Trinity	10	26.27
8	Aleigha Hillard	Montpelier	10	26.16
9	Ally Schindler	Defiance Ayersville	11	26.21
Heat 2				
1	Jessica Hansen	McDonald	9	26.34
2	Nijah Robinson	Cincinnati Finneytown	12	26.00
3	Ava Vecchione	New Middletown Springfield	11	26.06
4	Brianna Chenevey	Dalton	12	25.46
5	Maddy Merritt	Xenia Legacy Christian Academy	12	25.56
6	Leah Smith	Tiffin Calvert	12	24.92
7	Payton Johnson	Peebles	11	26.07
8	Addison Swearingen	Sidney Fairlawn	11	26.11
9	Alex Kessen	Delphos St. John's	11	26.31



2022 Division II Results

1. Kya Epps, Sr., Akron St. Vincent-St. Mary	# % 23.81
2. Jadyn Haywood, Sr., Dayton Chaminade Julienne	24.28
3. Makayla White, Sr., Gates Mills Hawken	24.89
4. Nye Kimble, So., Akron St. Vincent-St. Mary	25.36
5. Spiritual Wilson Foster Wright, Sr., Columbus South	25.37
6. Emma Henry, So., St. Clairsville	25.74
7. Faith Yancey, So., Circleville	25.98
8. Grace Daily, So., Delaware Buckeye Valley	26.11

Division II — Friday, June 2, 2023 — 3:40 P.M.

Lane	Name	School	Grade	Regional Time
Heat 1				
1	Brynn McKeever	Rayland Buckeye Local	11	25.85
2	Colette Patti	Johnstown Northridge	12	25.44
3	Syerra Greber	St. Marys Memorial	11	25.48
4	Juliette Laracuente-Huebner	Marengo Highland	12	24.68
5	Sieasia Triplett	Girard	12	25.34
6	Faith Yancey	Circleville	11	25.41
7	Emma Layne	South Point	10	25.82
8	Kendra Deerhing	Van Wert	10	25.64
9	Ava Reeves	Bellefontaine	10	25.68
Heat 2				
1	Abby Blaz	Doylestown Chippewa	12	26.06
2	Isabel Henderson	Bellefontaine Benjamin Logan	11	25.51
3	Leila Metres	Gates Mills Hawken	11	25.51
4	Emma Henry	St. Clairsville	11	24.89
5	Jolana Schenkel	Bryan	9	25.01
6	Nyla King	Toledo Central Catholic	10	25.21
7	Mariyah Moore	Gates Mills Gilmour Academy	11	25.68
8	Reagan Campbell	Newark Licking Valley	12	25.51
9	Rylee Mckitrick	Oak Harbor	12	25.76



2022 Division I Results

1. Azariyah Bryant, Sr., Liberty Twp. Lakota East	23.94
2. Maira Scott, So., Springfield	24.39
3. Trinity Bibbs, Fr., Huber Heights Wayne	24.46
4. Eve Clark, So., Euclid	24.53
5. Meredith Goff, Sr., Milford	24.54
6. Camilla Nicholas, Sr., Piqua	24.71
7. Olivia Pace, So., Westerville Central	24.73
8. Sydney Workman, Jr., Columbus Bishop Watterson	24.74

Division I — Friday, June 2, 2023 —6:55 P.M.

Lane	Name	School	Grade	Regional Time
Heat 1				
1	Kimble Nye	Akron North	11	25.62
2	Abby Love	Mason	11	24.53
3	Ellie Miele	Hudson	10	24.94
4	Maira Scott	Holland Springfield	11	23.93
5	Claire Dunn	Shaker Heights	12	24.94
6	Dashayla Worlaw	Cincinnati Mount Healthy	10	24.50
7	Eve Clark	Euclid	11	25.61
8	Te'aira Branham-Patrick	Dayton Chaminade Julienne	10	24.66
9	Lillian Hurd	Columbus Independence	11	24.65
Heat 2				
1	Kaydence Doxley	Lakewood	11	25.70
2	Keena Sanders	Gahanna Lincoln	11	24.53
3	Riley Evans	Lodi Cloverleaf	11	25.53
4	Olivia Pace	Westerville Central	11	24.09
5	Summer Swartwout	Cincinnati Colerain	11	24.27
6	Laila Eiland	Pickerington North	11	24.36
7	Nakeya Hermon	Lorain	12	25.53
8	Grace Alls	Pickerington Central	10	24.60
9	Ady Armstrong	Hilliard Darby	11	24.77

Bolded name and year indicates a returning state champion in the above event.

Boys 200-Meter Dash

NATIONAL SCHOLASTIC RECORD
20.13 Sec. – Roy Martin
Franklin D. Roosevelt High School, Dallas, Texas, 1985

EVENT NO. 20

OHSAA State Records on Pages 87-88 • Tournament Records on Pages 78-80

Check the OHSAA Fan Guide for podium and action photos from the track and field state championships at ohsaa.org/Tickets-Fan-Guide.

Division III — Friday, June 2, 2023 — 11:50 A.M.

Lane	Name	School	Grade	Regional Time
Heat 1				
1	Drew Modelski	Lowellville	9	22.93
2	Izaak Cox	Ironton Rock Hill	10	22.34
3	R'Emontay Coleman	Northwood	11	22.68
4	Cole Miller	Bainbridge Paint Valley	12	21.93
5	Hayden Hiegel	Leipsic	12	22.60
6	Aiden Jones	Brookfield	11	22.47
7	Matt Wisniewski	Independence	11	22.90
8	Malcolm Blunt	Yellow Springs	12	22.75
9	Riley Ramey	Plymouth	11	22.47
Heat 2				
1	Alex Howe	Northwood	12	23.10
2	Jacob Hershberger	Harrod Allen East	12	22.71
3	Braeden Austin	Cincinnati Summit Country Day	12	22.69
4	Colton Bishop	West Alexandria Twin Valley South	11	22.34
5	Evan Hudson	Oberlin	11	22.41
6	Gabe Oppong	Columbus Tree of Life Christian	10	22.33
7	Gage Bodey	Castalia Margaretta	11	22.75
8	Adison Reymer	Ashland Crestview	12	22.41
9	Kailen Butler	Mechanicsburg	11	22.77



2022 Division III Results

1. Sherron Jones, Sr., Bascom Hopewell-Loudon	21.63
2. Mason Vannest, Sr., Shadyside	21.71
3. Cy Starcher, Sr., Marion Elgin	21.83
4. Nathan Gilligan, Sr., McDonald	22.35
5. Maddox Treece, So., Haviland Wayne Trace	22.67
6. Amere Talley, Sr., Cleveland Hts. Lutheran East	22.83
7. Traves Hoyle, Sr., Lima Central Catholic	23.08

Division II — Friday, June 2, 2023 — 3:50 P.M.

Lane	Name	School	Grade	Regional Time
Heat 1				
1	Lamar Jackson	Cleveland Villa Angela-St. Joseph	10	22.24
2	Joe Stupka	Bellville Clear Fork	11	21.82
3	Coy Hyre	Brookville	10	21.98
4	Mason Louis	Bexley	12	21.31
5	Alec Terakedis	Uhrichsville Claymont	11	22.09
6	Milique Herron	Cleveland Glenville	12	21.94
7	Nathan Baker	Carrollton	12	22.16
8	Peyton Caudill	Minford	9	22.17
9	Conner Schaeffer	Huron	12	22.00
Heat 2				
1	Payton Mayfield	West Milton Milton-Union	12	22.26
2	Marcus Hawkins	Cincinnati Taft	9	22.06
3	Joey Bloebaum	South Point	11	22.12
4	Bryce West	Cleveland Glenville	11	21.87
5	Masen Switzer	Napoleon	12	21.98
6	Solomon King	Toledo Central Catholic	12	21.50
7	Dwayne Moody	Youngstown Liberty	11	22.10
8	Dawayne Galloway	Columbus Marion-Franklin	10	21.97
9	Hayden Buhro	Oak Harbor	12	22.03



2022 Division II Results

1. Ryne Shackelford, Jr., LaGrange Keystone	21.31
2. Caleb White, Jr., East Liverpool Beaver Local	21.50
3. Milique Herron, Jr., Cleveland Glenville	21.55
4. Jordan Harrison, Sr., Gates Mills Hawken	21.79
5. Solomon King, Jr., Toledo Central Catholic	21.83
6. Luke Yoder, Jr., Navarre Fairless	22.03
7. Brady Burrey, Sr., Bellefontaine Benjamin Logan	22.06
8. Christian Monroe, Jr., Columbus Eastmoor Academy	22.15

Division I — Friday, June 2, 2023 — 7:05 P.M.

Lane	Name	School	Grade	Regional Time
Heat 1				
1	Liam Acevedo	Franklin	11	22.24
2	A.J. Jordan	Columbus Independence	12	21.31
3	Connor Boland	Geneva	12	21.99
4	DJ Fillmore	Pataskala Licking Heights	12	20.86
5	Jordan Gross	Vandalia Butler	10	21.96
6	Mateo Medina	Elyria	11	21.91
7	Keontez Bradley	Mansfield Senior	12	22.45
8	Carson Basham	Massillon Perry	11	22.16
9	Sean Callahan	Groveport-Madison	12	21.43
Heat 2				
1	Shane Morrison	Cleveland St. Ignatius	12	22.65
2	Jayvion Cunningham	Shaker Heights	12	22.15
3	Koy Beasley	Cincinnati La Salle	11	22.04
4	Caleb Kelly	Toledo St. John's Jesuit	10	21.54
5	Nick Biega	Mayfield	12	21.80
6	**Troy Lane '22**	Pickerington Central	12	21.19
7	Dorian Williams	Cincinnati Princeton	11	22.23
8	Nick Robinson	Lewis Center Olentangy Orange	11	21.42
9	Xavier McCoy	Pickerington Central	10	21.64



2022 Division I Results

1. Troy Lane, Jr., Pickerington HS Central	21.09
2. Nick Biega, Jr., Mayfield	21.28
3. Alex Smith, Sr., Hilliard Darby	21.32
4. Xavier Preston, Sr., Stow-Munroe Falls	21.39
5. DJ Fillmore, Jr., Pataskala Licking Heights	21.54
6. Mekhi Lynn, Sr., Cincinnati Princeton	21.69
7. Ben Alvarico, Sr., Youngstown Boardman	21.82
8. Timiko Jackson, Jr., Cincinnati La Salle	21.83

Bolded name and year indicates a returning state champion in the above event.

Girls 3200-Meter Run

EVENT NO. 21

NATIONAL SCHOLASTIC RECORD
9:47.88 – Katelyn Touhy
North Rockland High School, Thiells, New York, 2018

Check the OHSAA Fan Guide for podium and action photos from the track and field state championships at ohsaa.org/Tickets-Fan-Guide.

OHSAA State Records on Pages 87-88 • Tournament Records on Pages 78-80



2022 Division III Results

1. Megan Hipple, Jr., McDonald	10:55.09
2. Michaela McGill, Sr., Mount Gilead	10:57.18
3. Megan Adams, Sr., West Liberty-Salem	11:05.01
4. Caleigh Richards, So., Cortland Maplewood	11:07.77
5. Macie Miller, So., Tiffin Old Fort	11:08.13
6. Pyper Gibson, Jr., Rittman	11:14.41
7. Reese Landis, So., New London	11:15.67
8. Madeline Palmisciano, So., Columbus Grandview Heights	11:19.12

Division III — Saturday, June 3, 2023 — 11:30 A.M.

Lane	Name	School	Grade	Regional Time
1a	Kaitlyn Carr	Smithville	9	10:59.08
1b	Pyper Gibson	Rittman	12	11:07.42
2a	Rebecca Geiss	Columbiana Heartland Christian	9	10:56.64
2b	Cecelia Chase	North Robinson Colonel Crawford	11	11:25.70
3a	Samantha Seas	Peebles	11	11:24.08
3b	Chaney Cedarleaf	Minster	11	11:43.04
4a	Lauren Sattler	Defiance Tinora	11	11:14.53
4b	Maria Niekamp	Minster	9	11:35.23
5a	Alaina Mann	Botkins	10	11:26.07
5b	Lilly Schiefer	Attica Seneca East	11	11:24.36
6a	**Caleigh Richards '21**	Cortland Maplewood	11	10:52.71
6b	Jenna Ramsey	Toledo Emmanuel Christian School	12	11:51.23
7a	Reese Landis	New London	11	11:07.86
7b	Megan Hipple	McDonald	12	11:01.79
8a	Brittany Arnold	Botkins	11	11:29.92
8b	Josilyn Welch	Delta	10	11:59.06
9a	Makayla Meller	Liberty Center	11	11:46.86
9b	Annabel Stanley	Creston Norwayne	12	11:34.53



2022 Division II Results

1. Grace Hartman, Sr., Dayton Oakwood	10:43.97
2. Bella Butler, Jr., Dayton Oakwood	10:48.75
3. Bella Graham, Jr., Alliance Marlington	10:51.33
4. Audrey DeSantis, Sr., Springfield Shawnee	10:56.61
5. Hannah Wyler, Sr., Zoarville Tuscarawas Valley	11:09.34
6. Sara Skaff, Sr., Sandusky Perkins	11:09.79
7. Annabel Stanley, Jr., Creston Norwayne	11:15.77
8. Grace Anderson, Fr., Milan Edison	11:17.33

Division II — Saturday, June 3, 2023 — 2:45 P.M.

Lane	Name	School	Grade	Regional Time
1a	Grace Mckoon	Perry	12	11:40.89
1b	Emma Wise	Lexington	12	11:41.47
2a	Megan Stafford	Salem	11	11:32.79
2b	Brady Sterbling	Bethel-Tate	10	11:18.81
3a	Olivia Kindbom	Akron St. Vincent-St. Mary	12	11:14.66
3b	Hannah Ison	Minerva	10	11:58.03
4a	Kayla Gonzales	Shelby	12	11:05.62
4b	Anna Thurman	Dayton Carroll	9	11:14.14
5a	Bella Butler	Dayton Oakwood	12	10:55.66
5b	Cameron Walker	Chillicothe Unioto	9	11:30.97
6a	Bella Graham	Alliance Marlington	12	11:06.50
6b	Grace Anderson	Milan Edison	10	11:25.76
7a	Sophia Szolosi	The Plains Athens	9	11:00.63
7b	Brailey Slone	Lexington	9	11:31.57
8a	Delaney Cahill	Dayton Oakwood	9	11:13.84
8b	Madison Palmer	Sheffield Brookside	12	11:41.67
9a	Hera Hoffee	Minerva	12	11:08.70
9b	Leah Emch	Pemberville Eastwood	10	11:32.56



2022 Division I Results

1. Katie Clute, Jr., Olmsted Falls	10:28.97
2. Alyssa Mason Sr., Hilliard Davidson	10:35.26
3. Julia Isham, Jr., Strongsville	10:48.06
4. Abby Drosdak, Jr., Clayton Northmont	10:56.45
5. Lillie Katsaras, Sr., Olmsted Falls	10:58.60
6. Sofia Istnick, Sr., Massillon Jackson	10:58.66
7. Regina Rose, Sr., Granville	11:00.63
8. Alyssa Stoner, Jr., Lodi Cloverleaf	11:01.85

Division I — Saturday, June 3, 2023 — 6:20 P.M.

Lane	Name	School	Grade	Regional Time
1a	**Katie Clute '22**	Olmsted Falls	12	10:26.15
1b	Hannah Kersten	Perrysburg	11	10:52.91
2a	Natalie Fouts	Dublin Jerome	9	11:01.87
2b	Evelyn Prodoehl	West Chester Lakota West	10	10:44.65
3a	Grace McKay	Mason	12	10:43.23
3b	Kaitlyn Reese	Avon	9	10:48.89
4a	Lauren Zanotelli	Miamisburg	11	10:42.37
4b	Efa Paschka	Mason	9	10:44.21
5a	Julia Isham	Strongsville	12	10:24.65
5b	Kylah Meyer	Louisville	9	11:15.12
6a	Bryn Hothem	Marysville	12	11:00.42
6b	Eliza Streit	Plain City Jonathan Alder	12	11:07.30
7a	Daniela Scheffler	Uniontown Lake	10	10:54.83
7b	Erica Kaulen	Hilliard Davidson	9	11:13.24
8a	Sarah Peer	Westlake	11	10:25.20
8b	Danzi Jones	Stow-Munroe Falls	9	11:25.05
9a	Rae Kawalec	Chardon	11	11:06.07
9b	Lucia Rodbro	Oxford Talawanda	10	10:50.72

Bolded name and year indicates a returning state champion in the above event.

Boys 3200-Meter Run

NATIONAL SCHOLASTIC RECORD
8:34.23 – German Fernandez
Riverbank High School, Riverbank, California, 2008

EVENT NO. 22

OHSAA State Records on Pages 87-88 • Tournament Records on Pages 78-80

Check the OHSAA Fan Guide for podium and action photos from the track and field state championships at ohsaa.org/Tickets-Fan-Guide.

Division III — Saturday, June 3, 2023 — 11:30 A.M.

Lane	Name	School	Grade	Regional Time
1a	Michael Kelley	Toledo Ottawa Hills	11	9:35.04
1b	Trent Koch	Columbus Grove	12	9:41.50
2a	Luke Snyder	Rittman	9	9:18.42
2b	Owen Harrison	West Liberty-Salem	12	9:45.37
3a	Luke Ellerbrock	Columbus Grove	11	9:31.42
3b	Erik Nygaard	Bluffton	12	9:38.73
4a	Noah Sharp	Lancaster Fisher Catholic	12	9:23.01
4b	Asher Knox	West Liberty-Salem	10	9:42.95
5a	Riley Nixon	Toledo Ottawa Hills	11	9:29.54
5b	Jackson Varner	Apple Creek Waynedale	9	9:49.45
6a	Kellen Reichert	Jackson Center	12	9:27.52
6b	Will Baker	Mount Gilead	10	9:38.75
7a	Brylan Holland	East Canton	12	9:16.38
7b	Connor Nolan	Reedsville Eastern	10	9:39.20
8a	Asher Long	Covington	11	9:31.84
8b	Jack Swartz	Massillon Tuslaw	12	9:52.09
9a	Blake Rodgers	Belpre	11	9:30.84
9b	Denison Murphy	Grandview Heights	11	9:42.77

2022 Division III Results

1. Brady Yingst, Sr., Lima Perry	9:14.46
2. Brylan Holland, Jr., East Canton	9:21.33
3. Riley Nixon, So., Toledo Ottawa Hills	9:21.50
4. Hayden Schmidt, Sr., Anna	9:23.58
5. Blake Rodgers, So., Belpre	9:26.06
6. Kellen Reichert, Jr., Jackson Center	9:32.08
7. Hunter Sidle, Sr., Harrod Allen East	9:39.04
8. Thomas Franklin, Jr., Toledo Ottawa Hills	9:39.72

Division II — Saturday, June 3, 2023 — 2:45 P.M.

Lane	Name	School	Grade	Regional Time
1a	Michael Nicholls	Alliance Marlington	11	9:28.02
1b	Seth Singer	Peninsula Woodridge	12	9:41.39
2a	Ty Rosengarten	Ottawa-Glandorf	10	9:45.22
2b	Parker Carrus	Gates Mills Hawken	11	9:37.77
3a	Charles Putnam	Portsmouth	11	9:24.81
3b	Tucker See	Heath	11	9:57.54
4a	Nash Minor	Alliance Marlington	12	9:27.35
4b	Owen Scott	Van Wert	10	9:46.12
5a	Marcus Runkle	Lancaster Fairfield Union	12	9:24.46
5b	Ben Shields	St. Clairsville	11	9:25.99
6a	Bennett Turan	Cincinnati Mariemont	12	9:40.75
6b	Brady Tremayne	Plain City Jonathan Alder	11	9:50.42
7a	Huck Finnegan	Shelby	12	9:43.25
7b	Tony Stewart	Bellefontaine	11	9:50.49
8a	Daniel Kearns	Chesterland West Geauga	12	9:27.88
8b	Andrew Walton	Lancaster Fairfield Union	10	9:30.07
9a	Lanny Oakman	Spencerville	12	9:48.17
9b	Michael Hanselman	Bay Village Bay	10	9:39.62



2022 Division II Results

1. Chris Tooms, Sr., New Concord John Glenn	9:14.35
2. Joshuah Taylor, Sr., Bryan	9:16.49
3. Summit Northrup, Sr., Batavia Clermont Northeastern	9:17.73
4. Tyler Jenkins, Sr., Barnesville	9:19.83
5. Corey Schobelock, Sr., Chillicothe Unioto	9:20.05
6. Noah Graham, Sr., Alliance Marlington	9:21.96
7. Jonathan Varner, Sr., Apple Creek Waynedale	9:23.09
8. Nash Minor, Jr., Alliance Marlington	9:29.21

Division I — Saturday, June 3, 2023 — 6:20 P.M.

Lane	Name	School	Grade	Regional Time
1a	Ryan Smith	Worthington Kilbourne	11	9:07.76
1b	Weston Day	Dublin Scioto	11	9:10.28
2a	Sam Ricchiuti	Dublin Jerome	11	9:06.04
2b	Charles Payne	Lakewood	11	9:29.53
3a	Innocent Ntwali	Miamisburg	12	9:18.34
3b	Spiro Papas	Green	12	9:19.25
4a	**Tommy Rice '22**	Canton GlenOak	12	9:09.47
4b	Jake Sebaugh	Medina	11	9:27.46
5a	Evan Trapp	Cincinnati St. Xavier	11	9:17.04
5b	Eli Ilg	Massillon Jackson	10	9:12.69
6a	Connor Ackley	Hilliard Davidson	12	9:04.92
6b	Landon Kimmel	Tipp City Tippecanoe	9	9:18.82
7a	Ty Perez	Amherst Steele	11	9:24.39
7b	Wyatt Houchens	Cincinnati St. Xavier	12	9:19.13
8a	Theo Papas	Green	12	9:10.34
8b	Saketh Rudraraju	Lewis Center Olentangy Orange	11	9:09.34
9a	Elijah Hadler	Medina Highland	12	9:26.43
9b	Charles Guerrera	Dublin Jerome	10	9:10.20



2022 Division I Results

1. Thomas Rice, Jr., Canton GlenOak	9:05.46
2. Evan Jarold, Sr., Brunswick	9:06.71
3. Keegan Souhan, Sr., Beavercreek	9:07.54
4. Sam Ricchiuti, So., Dublin Jerome	9:07.78
5. Saketh Rudraraju, So., Lewis Center Olentangy Orange	9:09.43
6. Will Goodrich, Sr., Cincinnati St. Xavier	9:09.83
7. Evan Bork, Sr., Lakewood St. Edward	9:12.12
8. Seth Elking, Sr., Miamisburg	9:12.45

Bolded name and year indicates a returning state champion in the above event.

Girls 4 x 400-Meter Relay

EVENT NO. 23

NATIONAL SCHOLASTIC RECORD
3:35.49, Polytechnic High School, Long Beach, California, 2004
Shana Solomon, Dashanta Harris, Jasmine Lee, Shalonda Solomon

Check the OHSAA Fan Guide for podium and action photos from the track and field state championships at ohsaa.org/Tickets-Fan-Guide.

OHSAA State Records on Pages 87-88 • Tournament Records on Pages 78-80

2022 Division III Results

1. Minster	9:28.67
(Margaret Hemmelgarn 10, Cameo Cedarleaf 11, Chaney Cedarleaf 10, Taylor Roth 11)	
2. Ft. Loramie	9:34.91
3. Coldwater	9:43.31
4. Liberty Center	9:47.85
5. West Liberty-Salem	9:48.11
6. Elmore Woodmore	9:50.93
7. Kalida	9:51.70
8. Hamler Patrick Henry	9:52.55

Division III — Friday, June 2, 2023 — 12:00 P.M.

Lane	School and Relay Team Members	Regional Time
Heat 1		
1	**Zoarville Tuscarawas Valley** Cara Pipitone, Kylee Fender, Leah Bourquin, Sami Ward	4:07.57
2	**Elmore Woodmore** Ariana Florio, Emma Hammer, Rahzia Rios, Azure Travis	3:57.37
3	**Columbus School for Girls** Lila Schroeder, Mira Martin, Grace Chapman, Jameson Pillifant	4:05.74
4	**Tiffin Calvert** Camryn Shook, Brooklyn Brown, Emily Miller, Leah Smith	3:57.16
5	**Minster** Cameo Cedarleaf, Ava Stammen, Keri Heckman, Taylor Roth	4:06.12
6	**Mogadore** Katie Lane, Brook McIntyre, Ari Tompkins, Rachel Whetstone	4:04.15
7	**New Knoxville** Brynn Egbert, Addi Albers, Ariyah Pfenning, Sannah Chede	4:09.73
8	**Youngstown Cardinal Mooney** Talecia Huff, My'Kiah Jones, Sammy Rotunno, Sophia Diorio	4:05.82
9	**Hamler Patrick Henry** Lexi Holloway, Ada Christman, Karlie Gubernath, Megan Meyer	4:03.02
Heat 2		
1	**New Bremen** April Baker, Caroline Whitlatch, Riana Paul, Mia Hirschfeld	4:12.48
2	**McDonald** Kylie Flere, Lillian Cappuzzello, Rita Domitrovich, Juliana Krumpak	4:05.28
3	**Fort Loramie** Mylee Shatto, Harley Eilerman, Ella Boerger, Taylor Schmitmeyer	4:08.79
4	**Creston Norwayne** Shelby Vaughn, Kaylee Graham, Lacy Hess, Jaylee Wingate	4:02.75
5	**North Robinson Colonel Crawford** Mira Holt, Reagan Ritzhaupt, Rylee Ritzhaupt, Gabby Roston	4:03.94
6	**Haviland Wayne Trace** Careen Winans, Kiara Bahena, Caroline Winans, Sydnee Sinn	3:57.27
7	**Mechanicsburg** Isabelle Rodgers, Olivia Skillings, Taylor Miller, Clair Rodgers	4:06.07
8	**Castalia Margaretta** Julia Berg, Macyn Phillips, Grace Paseka, Olivia Saylor	4:02.68
9	**Toledo Christian** Anna Stainbrook, Myiah Welborn, Sophia Koralewski, Jordan Rosales	4:05.97

2022 Division II Results

1. Cleveland Hts. Beaumont	3:54.53
(Candace Johnson 11, Deasia Washington 11, Mariya Washington 11, Patricia O'Neill 12)	
2. Akron Buchtel	3:55.31
3. Dayton Oakwood	3:57.15
4. Toledo Central Catholic	3:57.23
5. Thornville Sheridan	3:59.21
6. Peninsula Woodridge	3:59.60
7. Creston Norwayne	4:02.33
8. Ottawa-Glandorf	4:03.84

Division II — Friday, June 2, 2023 — 4:00 P.M.

Lane	School and Relay Team Members	Regional Time
Heat 1		
1	**Salem** Ella Double, Annika Murray, Maggie Hopple, Maggie Hall	4:05.96
2	**Toledo Central Catholic** Jayla Watson, Jara Johnson, Taylor Scribner, Mary Ellis	4:01.44
3	**Cuyahoga Falls CVCA** Maren Glittenberg, Joelle Cherry, Kayla Ritzman, Kylee Zamecnik	4:01.25
4	**Peninsula Woodridge** Anna Rorrer, Kathryn Kiley, Marissa Boone, Reese Reaman	3:57.82
5	**Lancaster Fairfield Union** Sarah Lepi, Emma McCormick, Abigail Pike, Anna Conrad	4:03.16
6	**Huron** Jadyn Towns, Olivia Kohlmann, Kyla Garbe, Kennedy Schlessman	4:00.77
7	**Barnesville** Lydia Fuchs, Mia Yee, Marah Bethel, Ayla Yater	4:09.52
8	**Versailles** Katey Litten, Miriam Gehret, Meredith Barga, Alexis Magoto	4:05.11
9	**Sandusky Perkins** Emma Sturzinger, Ellie Bodle, Alexandria Merriman, Haylie Brunner	4:05.54
Heat 2		
1	**Millersburg West Holmes** Daphne Alexander, Cierra Miller, Noelle Smith, Jasmine Giauque	4:10.50
2	**Dayton Oakwood** Grace Bauer, Salley Altenburg, Riley Meador, Bella Butler	4:02.15
3	**Thornville Sheridan** Nora Covey, Claire Shriner, Sieannah Ramirez, Beckett Strong	4:07.58
4	**Ottawa-Glandorf** Averie Fox, Corinne Closson, Olivia Fenbert, Alexa Fortman	3:58.22
5	**Cleveland Heights Beaumont** Cate Rochester, Candace Johnson, Deasia Washington, Mariya Washington	4:00.52
6	**Germantown Valley View** Addy Abner, Micah Fulwiler, Morgan Michael, Hayden Sorrell	4:00.36
7	**Cortland Lakeview** Lexi Busefink, Eliza Farr, Stasia Hall, Brooke Schneider	4:05.40
8	**Mansfield Ontario** Arialyn Bischak, Sasha Bulakovski, Tessa Crum, Ally Potter	4:01.74
9	**Dayton Carroll** Ruby Gross, Melanie Hoffmann, Rachel Gervais, Grace Braun	4:05.90

2022 Division I Results

1. Cincinnati Princeton	3:50.64
(Briasia Allen 12, Kierra Morris 12, Kelise Rabb 9, Jade Stinson 12)	
2. Solon	3:54.82
3. Westlake	3:55.17
4. Granville	3:57.05
5. Dublin Jerome	3:57.97
6. Sylvania Northview	3:58.34
7. Columbus Bishop Watterson	3:58.75
8. Amherst Steele	3:59.68

Division I — Friday, June 2, 2023 — 7:15 P.M.

Lane	School and Relay Team Members	Regional Time
Heat 1		
1	**Avon Lake** Olivia Lengel, Madeline Betz, Kennedy Koski, Rachel Sheehan	4:00.50
2	**Lewis Center Olentangy Orange** Ava Otey, Brooke Chapman, Mairin O'Brien, Abby Wells	3:53.24
3	**Solon** Cariona Lewis, Mackenzie Blackford, Kennedy Ford, Morgan Blackford	3:57.73
4	**Gahanna Lincoln** Aliyah Bennett, Camden Bentley, Amryne Chilton, Keena Sanders	3:49.81
5	**Mentor** Kylie Beucler, Nora Kraska, Annie Berrow, Makenzie Stuckert	3:57.35
6	**Mason** Azarae Hawkins, Elizabeth Resig, Joy Resig, Abby Slife	3:55.32
7	**Amherst Steele** Jayla Cruz, Catherine Turner, Aurora Wilson, Ella Baker	3:59.69
8	**Liberty Twp. Lakota East** Hailey Still, Qiersten McClain, Ivy Smith, Haylie Yeazell	3:57.71
9	**Lewis Center Olentangy** Olivia Heskett, Camden Spitzer, Amelia Smith, Rachel Stocker	3:55.93
Heat 2		
1	**Shaker Heights** Mariah Revels, Kyla Taress, Jennifer Rawls, Claire Dunn	4:00.84
2	**Beavercreek** Kayleigh Keyes, Malaiya Lisch, Alex Magoteaux, Elinor Shuttleworth	3:57.48
3	**Wadsworth** Kailyn Biecker, Cece Craig, Jessica Stoops, Ellie Zuro	3:59.27
4	**Cincinnati Princeton** Jade Dogan, Kendal Thomas, Kelise Rabb, Jada Irwin	3:53.77
5	**Sylvania Northview** Harper Brighty, Lyla Maher, Isabella Muir, Maley Roberts	3:55.80
6	**Upper Arlington** Maggie Robertson, Elaina Schneider, Elizabeth Poling, Clara Reynolds	3:50.62
7	**Twinsburg** Lia Stewart, Sanayah Ruffin, Teighlor Williams, Arriah Gilmer	3:59.20
8	**Pickerington North** Cate Pickering, Mya Clark, Kali Christianson, Ava DiNovo	3:55.93
9	**New Albany** Allison Minier, Mary Schultz, E'Moni Saxton, Alessandra Balcerzak	3:56.67

Boys 4 x 400-Meter Relay

NATIONAL SCHOLASTIC RECORD
3:07.40, Hawthorne High School, Hawthorne, California, 1985
Michael Marsh, Michael Graham, Sean Kelly, Henry Thomas

EVENT NO. 24

OHSAA State Records on Pages 87-88 • Tournament Records on Pages 78-80

Check the OHSAA Fan Guide for podium and action photos from the track and field state championships at ohsaa.org/Tickets-Fan-Guide.

Division III — Friday, June 2, 2023 — 12:10 P.M.

Lane	School and Relay Team Members	Regional Time
Heat 1		
1	**Versailles** Keegan Gibson, Conner Gibson, Eli Dirksen, Tyler Barga	3:29.93
2	**Bluffton** Landon Armstrong, Landon Shutler, Sam Derstine, Eden Antrim	3:27.30
3	**Lowellville** Braylen Dabney, Vinny Ballone, Matt Lucido, Michael Ballone	3:27.39
4	**Ashland Crestview** Adison Reymer, Malachi Spoerr, Hayden Kuhn, Logan Friges	3:23.77
5	**Dola Hardin Northern** Carter Curtis, Wesley Newton, Riley Newton, Zeb Wilson	3:26.61
6	**Defiance Tinora** Gavin Eckert, Dustin Haas, Ryan Steingass, Cole Anders	3:27.02
7	**Cedarville** Jackson Pyles, Dylan Cook, Drew Koning, Caleb Sultan	3:29.78
8	**Wellington** Baron Turner Jr, Joe Fox, Spencer Brasee, Josh Nocella	3:28.86
9	**Haviland Wayne Trace** Hudson Myers, Lane Morehead, Dylan Hildebrand, Cole Morehead	3:29.06
Heat 2		
1	**Shadyside** Mark Waggoner, Dylan Booth, Isaac Green, Kooper Chimley	3:30.25
2	**Norwalk St. Paul** Andy Meyer, Isaac Thimke, Sam Scavuzzo, Aj Meyer	3:27.39
3	**West Alexandria Twin Valley South** Griffin Roell, Easton Kurtz, Colton Bishop, Wyatt Lakes	3:28.59
4	**Maria Stein Marion Local** Tate Hess, Andrew Pohlman, Wesley Schoen, Owen Rindler	3:25.84
5	**Hanoverton United** Wyatt Medure, Jenson Baker, Nick Hardgrove, Kaleb Nastari	3:26.09
6	**Galion Northmor** Cowin Becker, Lucas Weaver, Connor Radojcsics, Bo Landin	3:26.22
7	**New Middletown Springfield** Dylan Sheely, Isaac LaMorticella, Sean Guerriero, Aiden Appel	3:27.76
8	**Van Buren** Nathan Curry, Michael Huffman, Mason ThorlaLopez, Luke Brown	3:27.78
9	**Fort Loramie** Adam Ballas, Ryan Hoelscher, Frank Rethman, Will Holland	3:29.97

2022 Division III Results

1. Greenwich South Central	3:23.15
(Carson Music 12, Parker Gray 12, Isaac Blair 11, Trey Beverly 12)	
2. Bluffton	3:23.25
3. McDonald	3:25.29
4. Ft. Loramie	3:26.50
5. Columbus Grove	3:27.57
6. East Canton	3:27.64
7. Lowellville	3:27.82
8. Howard East Knox	3:28.76

Division II — Friday, June 2, 2023 — 4:10 P.M.

Lane	School and Relay Team Members	Regional Time
Heat 1		
1	**Casstown Miami East** Dylan Barnes, Clark Bennett, Drake Bennett, Gabe Carhcart	3:28.51
2	**Pepper Pike Orange** Dominic Anekwe, Cam Evans, Brian Gent, Vincent Ononogbo	3:24.03
3	**Cincinnati Archbishop McNicholas** Ian Wolfram, Nicholas Geiser, Carson Young, Peter Carroll	3:25.89
4	**Cleveland Glenville** Isaiah McCallum, Jamari Townsend, Jacob Rice, Malik Davis	3:19.19
5	**Cincinnati Indian Hill** Jack Gerber, Miles Taylor, Dawson Muncy, John Podojil	3:25.26
6	**Oak Harbor** Wyatt Augsburger, Judson Overmyer, Blake Nickel, Owen Miller	3:24.63
7	**Barnesville** Logan Dodd, CJ Hannahs, Julian Becerra, Connor Warrington	3:28.91
8	**Delaware Buckeye Valley** Mathew Hall, Andrew Suchland, Philip Haney, Samuel Jones	3:25.93
9	**Canfield South Range** Logan Butcher, Hudson Moorefield, Gaven Nagy, Ayden Leon	3:24.09
Heat 2		
1	**Chillicothe Unioto** Kyan Clark, Ashton Beverly, J.J LaRue, Maddox Fox	3:29.97
2	**Huron** Beau Harkelroad, Jackson Campbell, Tyler Kohlmann, Conner Schaeffer	3:25.58
3	**East Liverpool** Gavin Wright, Maddox Roach, Quintin Conrad, Julius Jones	3:28.21
4	**Sandusky Perkins** Colin Ellis, Jon Normington-Slay, Owen Stewart, Ty Klepper	3:21.20
5	**Steubenville** Savior Faulks, Micah Mitchell, Josiah Rea, Josh Schoonover	3:24.19
6	**Chardon Notre Dame-Cathedral Latin** Brian Bates, Rob Bonchak, Finn Matheney, Javon King	3:21.43
7	**Germantown Valley View** Aiden Clendenin, Brayden Lynch, Anthony Valenti, Austin Valenti	3:26.01
8	**LaGrange Keystone** Logan Nagle, Zach Shackelford, Ryne Shackelford, Alex Nagle	3:24.06
9	**Beachwood** Vincent Crenshaw, Braylen Eaton, David Steckner, Sherman Max Page	3:25.37

2022 Division II Results

1. Beachwood	3:17.62
(Braylen Eaton 11, Mattix Revells 10, Caleb Berns 11, David Steckner 11)	
2. Cleveland Glenville	3:18.37
3. Toledo Central Catholic	3:21.26
4. Akron St. Vincent-St. Mary	3:21.40
5. Sandusky Perkins	3:21.79
6. Columbus Eastmoor Academy	3:22.43
7. Van Wert	3:22.86
8. Akron Buchtel	3:23.33

Division I — Friday, June 2, 2023 — 7:25 P.M.

Lane	School and Relay Team Members	Regional Time
Heat 1		
1	**Cincinnati St. Xavier** Gavin Pelzel, Dominic Jackson, Alexander Garay, Aj Graf	3:22.51
2	**Westerville Central** Favour Akih, Robert Young, Brady Kerrigan, Cullen Hronek	3:18.77
3	**Cincinnati Archbishop Moeller** Lamont Cox, Josiah Love, Micah Rice, Drew Robinson	3:18.81
4	**Toledo St. John's Jesuit** Tre Green, Caleb Kelly, Caleb Root, Joseph Taylor	3:16.52
5	**Cleveland Heights** Jay'vier Kerr, Kaden Whitt, Henry Perrymond, GioVaughni Lacy	3:20.23
6	**Lexington** Perkins Will, Crago Camden, Hughes Latrell, Newman Carter	3:18.71
7	**New Philadelphia** Preston Rieger, Elliot Brady, Tyson Autry, Trevor Bean	3:22.52
8	**Cleveland St. Ignatius** Christian Cupp, Ryan Kennedy, Samurai Chung, Benjamin Showman	3:20.37
9	**Columbus Bishop Watterson** Mark Biagi, Henry Monnin, Seven Scott, Mason Bermudez	3:19.43
Heat 2		
1	**Hudson** Akito Gogusoglu, Noble Jones, Colin LeVan, Tyler Travis	3:22.82
2	**Avon** Tommy Ptacek, Drew Lindsay, Jack Farney, Jakob Weatherspoon	3:18.96
3	**Solon** Matt Headen, Jack Behm, Donovan Smith, James Howell	3:20.60
4	**Pickerington Central** Zavion Mattox, Ethan Pinkins, Isaiah Jackson, Joseph Lindsey Jr	3:18.55
5	**Beavercreek** Malachi Chapman, Liam Gluck, Kaden Ellerbe, Ben Watson	3:18.78
6	**Pickerington North** Richard Simpson, Aidan Eberhardt, Ryan Isinki, Caden Watts	3:18.56
7	**Cincinnati Princeton** Treyvon Williams, Dorian Williams, Jordan Houston, Jared Farley	3:21.85
8	**Gahanna Lincoln** Owen Towler, Ty Staples, Brayden Sanders, Thomas Newby	3:19.29
9	**Amherst Steele** Kayden Tackett, Sean McQuate, Evan Draga, Devin Ramirez	3:21.35

2022 Division I Results

1. Worthington Thomas Worthington	3:17.42
(Shohaan Singh 12, Camden Beatty 12, Daniel Assoku 12, Eli Hitzhusen 11)	
2. Cleveland St. Ignatius	3:18.63
3. Toledo St. John's Jesuit	3:21.19
4. Claymont Northmont	3:21.47
5. Pickerington HS North	3:21.63
6. Stow-Munroe Falls	3:21.74
7. Cleveland Heights	3:22.57
8. Pickerington HS Central	3:22.98

Girls Discus

EVENT NO. 25

NATIONAL SCHOLASTIC RECORD
193-08.00 – Emma Sralla
Flower Mound Marcus High School, Dallas, Texas, 2023

Check the OHSAA Fan Guide for podium and action photos from the track and field state championships at ohsaa.org/Tickets-Fan-Guide.

OHSAA State Records on Pages 87-88 • Tournament Records on Pages 78-80

2022 Division III Results

1. Aleah Johnson, Sr., Botkins	137-05
2. Jennifer Patrick, Jr., Castalia Margaretta	131-02
3. Sydney Foglesong, Jr., Frankfort Adena	130-03
4. Avery Henschen, Sr., New Knoxville	129-07
5. Corin Feik, Sr., North Robinson Colonel Crawford	126-09
6. Anna Barber, Jr., Bloomdale Elmwood	123-05
7. Payton Murphy, Sr., Mechanicsburg	122-01
8. Lenna Rowland, Sr., Anna	121-02

Division III — Friday, June 2, 2023 — 1:00 P.M.

Order	Name	School	Grade	Regional Distance
Flight 1				
1	Emilee Earl	Houston	10	109'01"
2	Jana Metz	Botkins	10	111'00"
3	Loryn Metzcar	New Madison Tri-Village	12	112'01"
4	Kaitlyn Gum	New London	12	117'04"
5	Alyson Vingia	Bellaire	9	120'04"
6	Sydney Foglesong	Frankfort Adena	12	121'03"
7	Grace Bundy	McDonald	11	123'09"
8	Emili Cramer	Liberty Center	12	124'01"
9	Maddy Jones	Salineville Southern Local	9	125'04"
Flight 2				
1	Gwyn Lori	Caldwell	10	126'02"
2	Sierra Brinson	New Lebanon Dixie	11	127'03"
3	Chloe Simeon	Vienna Mathews	12	128'00"
4	Emma Bundy	McDonald	9	128'01"
5	Jolynn Eis	Holgate	12	132'08"
6	Olivia Booth	Mineral Ridge	12	138'03"
7	Camille Hovest	Kalida	12	138'11"
8	Allison Morlock	Creston Norwayne	12	143'09"
9	Jennifer Patrick	Castalia Margaretta	12	144'05"

2022 Division II Results

1. Morgan Hallett, So., Norton	156-04
2. Izzy Granger, Sr., Findlay Liberty-Benton	154-10
3. Emma Hoffman, So., Ottawa-Glandorf	128-08
4. Amelia Lutz, Jr., Celina	128-05
5. Tatum Miller, Jr., Kenton	127-05
6. Emily Davis, Sr., Mogadore Field	126-10
7. Landry Driskel, Jr., Hebron Lakewood	126-06
8. Ali Morris, Sr., Mogadore Field	122-01

Division II — Friday, June 2, 2023 — 9:30 A.M.

Order	Name	School	Grade	Regional Distance
Flight 1				
1	Jaclyn Jundzilo	Doylestown Chippewa	12	112'07"
2	Delaney Deaton	Eaton	11	116'06"
3	Kaylee Carlisle	Salem	11	119'07"
4	Lily Barnes	Greenfield McClain	11	119'10"
5	Kendra Detillion	Chillicothe Zane Trace	11	120'01"
6	Jessica Dotson	West Lafayette Ridgewood	12	120'08"
7	Lily Dennis	Thornville Sheridan	11	121'02"
8	Mykell Bowen	Zanesville West Muskingum	12	122'09"
9	Michaela Herendeen	Mogadore Field	11	123'04"
Flight 2				
1	Olivia Newsome	Pemberville Eastwood	12	124'06"
2	Alexis Robinson	Bellefontaine	11	124'11"
3	Kennady Grace	Warren Champion	11	125'00"
4	Kelsey Snapp	Bellefontaine	9	128'01"
5	Landry Driskel	Hebron Lakewood	12	129'07"
6	Tatum Miller	Kenton	12	129'10"
7	Karma Williams	Fostoria	11	130'11"
8	Brooke Simon	Tontogany Otsego	10	131'10"
9	**Morgan Hallett '22**	Norton	11	162'01"



2022 Division I Results

1. Madelyn Moretti, Sr., Madison	134-08
2. Leena Patibandla, Jr., Massillon Jackson	128-01
3. Kristen Berwanger, Fr., Cincinnati Mercy McAuley	126-07
4. Jessica Rhodes, Jr., Uniontown Lake	125-06
5. Mckenzie Johnson, Sr., Miamisburg	124-02
6. Ashley Cornathan, So., Hilliard Darby	123-09
7. McKenna Thompson, Sr., Centerville	120-09
8. Brianna Nichols, Sr., Findlay	119-06

Division I — Saturday, June 3, 2023 — 12:00 P.M.

Order	Name	School	Grade	Regional Distance
Flight 1				
1	Aleeyah Betts	Cincinnati Princeton	10	121'09"
2	Peyton Wilson	Lancaster	12	121'11"
3	Sahijah Alston	Beavercreek	12	122'01"
4	Addison Bartal	Olmsted Falls	11	123'03"
5	Kristen Berwanger	Cincinnati Mercy McAuley	10	123'05"
6	Macy Brennan	Westlake	12	124'00"
7	Zuriya Robinson	Columbus Eastmoor Academy	12	126'06"
8	Amelia Lutz	Celina	12	127'04"
9	La' Kasja Edwards	Alliance	12	127'04"
Flight 2				
1	Tahjaie Clark-Crowley	Springfield	11	129'09"
2	Sophie Bidwell	Newark	12	130'02"
3	Sloane Sypolt	Louisville	11	130'05"
4	Grace Merrick	Hudson	12	133'03"
5	Lexus Solarz	Warren Howland	12	136'07"
6	Leena Patibandla	Massillon Jackson	12	137'11"
7	Rania Brown	Avon	10	138'02"
8	Jessica Rhodes	Uniontown Lake	12	138'09"
9	Sydnie Smith	Bexley	12	145'07"

Bolded name and year indicates a returning state champion in the above event.

Boys Discus

EVENT NO. 26

NATIONAL SCHOLASTIC RECORD
236-06.00 – Mason Finley
Buena Vista High School, Buena Vista, Colorado, 2009

OHSAA State Records on Pages 87-88 • Tournament Records on Pages 78-80

Check the OHSAA Fan Guide for podium and action photos from the track and field state championships at ohsaa.org/Tickets-Fan-Guide.

Division III — Friday, June 2, 2023 — 4:00 P.M.

Order	Name	School	Grade	Regional Distance
Flight 1				
1	Kieran Krahel	Lore City Buckeye Trail	12	148'08"
2	Josh Holder	Fairfield Cincinnati Christian	11	148'09"
3	Tyler Richmond	Grove City Christian	12	150'06"
4	Garrett Stammen	Ansonia	11	153'03"
5	Landen Foltz	Haviland Wayne Trace	11	155'01"
6	Joseph Linkesh	Vienna Mathews	10	160'06"
7	Anthony Lucente	Lowellville	12	161'10"
8	Danny Gray	McDonald	12	163'07"
9	JT Patrick	Castalia Margaretta	12	164'00"
Flight 2				
1	Quentin Lehman	Dalton	12	165'05"
2	Jack Knapke	Maria Stein Marion Local	11	169'01"
3	Jack Reckard	McDonald	10	169'08"
4	Jo Assen	Springfield Emmanuel Christian Academy	12	170'01"
5	Noah Stuart	Ashland Crestview	12	171'01"
6	Seth Apple	Leipsic	12	173'02"
7	Tadd Koch	Columbus Grove	12	174'02"
8	Justin Moore	Lucasville Valley	12	177'08"
9	Lawson Maag	Columbus Grove	12	182'06"



2022 Division III Results

1. Colby Morlock, Sr., Creston Norwayne	185-00
2. Dillon Morlock, So., Creston Norwayne	177-01
3. Tadd Koch, Jr., Columbus Grove	174-06
4. Dante Mediati, Sr., McDonald	170-09
5. Michael McFarland, Sr., Sidney Lehman Catholic	170-03
6. Jack Knapke, So., Maria Stein Marion Local	168-00
7. Ryan Henry, Sr., McDonald	165-00
8. C.J Johnson, Sr., Gates Mills Gilmour Academy	163-08

Division II — Saturday, June 3, 2023 — 9:30 A.M.

Order	Name	School	Grade	Regional Distance
Flight 1				
1	Gabriel Staehling	Blanchester	12	140'08"
2	Darian Dixon	Springfield Shawnee	11	143'00"
3	Brady Gilliam	Springfield Northeastern	12	145'00"
4	DeJuan Jones	Elida	12	145'05"
5	Jesse Grace	Garrettsville Garfield	12	156'11"
6	Ryan Kamperman	Salem	12	161'00"
7	Perry Patrone	St. Clairsville	11	161'11"
8	Hayden Valenti	Vermilion	12	162'00"
9	Derrick Taylor	South Point	10	162'07"
Flight 2				
1	Parker Rarey	Kenton	12	163'07"
2	Oliver Mayer	Peninsula Woodridge	12	168'01"
3	Jackson Childress	Bloomdale Elmwood	12	168'01"
4	Ethan Lyon	Caledonia River Valley	11	169'09"
5	Nalin Robinson	Chillicothe Zane Trace	12	170'09"
6	Dallas Hodge	Columbus Eastmoor Academy	12	171'06"
7	Dillon Morlock	Creston Norwayne	11	173'02"
8	Alan Austin	Piketon	12	175'08"
9	Johnny Sabinski	Belmont Union Local	11	180'08"

2022 Division II Results

1. Josiah Cox, Sr., Akron Manchester	176-11
2. Taran Tyo, Sr., Versailles	167-10
3. Oliver Mayer, Jr., Peninsula Woodridge	166-05
4. Colt Sechrest, Sr., Bellaire	166-03
5. Drew Pospisil, Sr., Sheffield Brookside	159-01
6. Riley Laporte, Sr., Garrettsville Garfield	158-08
7. Alan Austin, Jr., Piketon	158-04
8. Daniel Zirkle, Sr., Sandusky Perkins	155-02

Division I — Saturday, June 3, 2023 — 3:00 P.M.

Order	Name	School	Grade	Regional Distance
Flight 1				
1	Griffin Flusche	Gahanna Lincoln	12	145'11"
2	Alex Amartey	Pataskala Licking Heights	10	146'00"
3	Robert Keuchler	Pickerington Central	12	148'09"
4	Blake Toth	Hudson	12	156'03"
5	Benjamin Shabino	Hudson	11	156'10"
6	Dylan Chittum	Carroll Bloom-Carroll	12	157'06"
7	Braeden Quigley	Avon Lake	12	157'08"
8	Michael Howman-Williams	Wooster	12	158'04"
9	Tyler Cherne	Boardman	12	158'06"
Flight 2				
1	Aaron Spears	Mason	12	160'08"
2	Keyan Holston	Toledo St. Francis de Sales	12	164'09"
3	Luke Hamilton	Avon	11	167'01"
4	Christopher Vance	Parma Padua Franciscan	12	167'01"
5	Ryan Johnson	Springboro	12	169'01"
6	Devon Strobel	Troy	11	172'00"
7	Mannie Arbabi	Cincinnati Sycamore	12	172'05"
8	Cameron Gay	Centerville	12	175'02"
9	Jay Mckinster	Springfield	12	187'02"



2022 Division I Results

1. Jakob Oldenburg, Sr., Solon	167-10
2. Brett Brooks, Sr., Wilmington	164-03
3. Emmanuel Ennin, Sr., Pataskala Licking Heights	161-05
4. Reilly Worthington, Sr., Lewis Center Olentangy	158-06
5. Bobby Ogles, Jr., Lewis Center Olentangy Orange	157-11
6. Mannie Arbabi, Jr., Cincinnati Sycamore	157-00
7. Chase Johnson, Sr., Solon	156-09
8. Fanon Miller, Jr., Hunting Valley University School	156-01

Bolded name and year indicates a returning state champion in the above event.

Girls High Jump

EVENT NO. 27

NATIONAL SCHOLASTIC RECORD
6-04.50 – Vashti Cunningham
Bishop Gorman High School, Las Vegas, Nevada, 2015

Check the OHSAA Fan Guide for podium and action photos from the track and field state championships at ohsaa.org/Tickets-Fan-Guide.

OHSAA State Records on Pages 87-88 • Tournament Records on Pages 78-80

2022 Division III Results

1. Mallory Mullen, Sr., Springfield Catholic Central	5-07.00
2. Niyah Shipman, So., North Robinson Colonel Crawford	5-04.00
2. Lexi Plott, Jr., Carey	5-04.00
4. Makaela Lovely, Sr., Frankfort Adena	5-02.00
5. Kayla Evans, Sr., Racine Southern	J5-02.00
5. Natalee Naayers, Sr., Lancaster Fairfield Christian	J5-02.00
5. Karalyn Rutkowski, Sr., Middlefield Cardinal	J5-02.00
8. Paige Massie, Sr., Arcadia	J5-02.00
9. Megan Kreais, Sr., Bascom Hopewell-Loudon	J5-02.00

Division III — Friday, June 2, 2023 — 4:00 P.M.

Competition Heights: 4'10"; 5'0"; 5'2" then 1-inch increments thereafter.

Order	Name	School	Grade	Regional Height
1	My'Kayla Jones	Youngstown Cardinal Mooney	12	5'01.00"
2	Niyah Shipman	North Robinson Colonel Crawford	11	5'02.00"
3	Lexi Plott	Carey	12	5'02.00"
4	Ella Deuitch	Cincinnati Finneytown	10	5'02.00"
5	Elise Barber	Columbus School for Girls	10	5'02.00"
6	Abby Hartzler	Smithville	12	5'02.00"
7	Emersyn Gerken	Liberty Center	11	5'02.00"
8	Meghan Mayotte	Worthington Christian	12	5'02.00"
9	Katie Grexa	Kinsman Badger	11	5'02.00"
10	Gracie Shepherd	Haviland Wayne Trace	12	5'02.00"
11	Addi Albers	New Knoxville	9	5'02.00"
12	Aletha Fausnight	Liberty Center	9	5'02.00"
13	Kayla Lamm	Minster	11	5'03.00"
14	Ellie Fullenkamp	St. Henry	10	5'03.00"
15	Mia Lee	East Palestine	12	5'03.00"
16	Shelby Grover	Lucas	12	5'03.00"
17	Macy Miller	Milford Center Fairbanks	12	5'04.00"
18	Ava Ranly	Maria Stein Marion Local	10	5'05.00"



2022 Division II Results

1. Jenna Young, Jr., Brooklyn	5-07.00
2. Penelope Webb, Fr., Cincinnati Wyoming	J5-07.00
3. Juliette Laracuente, Jr., Marengo Highland	5-06.00
4. Allison Klinefelter, So., Gahanna Columbus Academy	5-05.00
5. Karis Willow, Jr., Findlay Liberty-Benton	5-04.00
6. Camden Black, Jr., Byesville Meadowbrook	5-02.00
6. Isabel Henderson, So., Bellefontaine Benjamin Logan	5-02.00
8. Andria Pollazek, Fr., London	J5-02.00
8. Ava Jenkins, Sr., McDermott Northwest	J5-02.00

Division II — Friday, June 2, 2023 — 9:30 A.M.

Competition Heights: 5'0"; 5'2"; 5'4" then 1-inch increments thereafter.

Order	Name	School	Grade	Regional Height
1	Taylor Aldredge	St. Paris Graham Local	10	5'01.00"
2	Aubrey Cindia	LaGrange Keystone	11	5'01.00"
3	Mariah Richards	Cuyahoga Falls CVCA	9	5'01.00"
4	Miryam Brandon	Dayton Carroll	9	5'01.00"
5	Mia Malito	Girard	11	5'01.00"
6	Camryn VanVlerah	Sandusky Perkins	10	5'02.00"
7	Jaden Carey	Huron	12	5'02.00"
8	Ava Hoffman	New Concord John Glenn	11	5'02.00"
9	Laney Duff	Millersburg West Holmes	12	5'03.00"
10	Tabbi Courts	Bethel-Tate	10	5'03.00"
11	Gracie Perkins	Wheelersburg	10	5'03.00"
12	Sydney Starcher	Vincent Warren	9	5'04.00"
13	Penelope Webb	Cincinnati Wyoming	10	5'04.00"
14	**Jenna Young '22**	Brooklyn	12	5'04.00"
15	Karis Willow	Findlay Liberty-Benton	12	5'05.00"
16	Juliette Laracuente-Huebner	Marengo Highland	12	5'05.00"
17	Allison Klinefelter	Gahanna Columbus Academy	11	5'05.00"
18	Camden Black	Byesville Meadowbrook	12	5'05.00"



2022 Division I Results

1. Lauren Barnes, Sr., Cincinnati Sycamore	5-08.00
2. Leena Patibandla, Jr., Massillon Jackson	5-07.00
3. Kenyetietta Quinn, So., Columbus St. Francis DeSales	5-06.00
4. Deleaun Dabney, Jr., Canton McKinley	5-04.00
4. Jenna Lucas, Sr., Pataskala Watkins Memorial	5-04.00
6. Zoe Lenney, Jr., Kings Mills Kings	J5-04.00
7. Alexis Weber, Jr., Grafton Midview	J5-04.00
8. Camryn Thompson, Jr., Powell Olentangy Liberty	J5-04.00

Division I — Saturday, June 3, 2023 — 12:00 P.M.

Competition Heights: 5'0"; 5'2" then 1-inch increments thereafter.

Order	Name	School	Grade	Regional Height
1	Megan McClain	North Olmsted	11	5'01.00"
2	Kayla Kephart	Richfield Revere	12	5'01.00"
3	Jordan Gladen	Elida	10	5'01.00"
4	Teresa Christian	Lewis Center Olentangy Orange	12	5'02.00"
5	Ellie Brustoski	Cuyahoga Falls	12	5'02.00"
6	Amelia Nott	Centerville	12	5'02.00"
7	D'Asyia Cotton	Cincinnati Northwest	10	5'02.00"
8	Megan Stevens	Sunbury Big Walnut	11	5'02.00"
9	Deleaun Dabney	Canton McKinley	12	5'02.00"
10	Kerrington Harper	Mason	10	5'02.00"
11	Abra Manofsky	Massillon Jackson	10	5'03.00"
12	Madison Miller	Rocky River Magnificat	11	5'03.00"
13	Kayla Napper	Westerville Central	12	5'03.00"
14	Kara Glesenkamp	Delaware Hayes	10	5'03.00"
15	Haley O'Brien	Oxford Talawanda	12	5'04.00"
16	Alexis Weber	Grafton Midview	12	5'04.00"
17	Camryn Thompson	Powell Olentangy Liberty	12	5'06.00"
18	Zoe Lenney	Kings Mills Kings	12	5'06.00"

Bolded name and year indicates a returning state champion in the above event.

Boys High Jump

EVENT NO. 28

NATIONAL SCHOLASTIC RECORD
7-06.00 – Vernon Turner
Yukon High School, Yukon, Oklahoma, 2017

OHSAA State Records on Pages 87-88 • Tournament Records on Pages 78-80

Check the OHSAA Fan Guide for podium and action photos from the track and field state championships at ohsaa.org/Tickets-Fan-Guide.

Division III — Friday, June 2, 2023 — 1:00 P.M.

Competition Heights: 5'10"; 6'0"; 6'2" then 1-inch increments thereafter.

Order	Name	School	Grade	Regional Height
1	Silas Miller	Zoarville Tuscarawas Valley	12	6'00.00"
2	Clint Barnes	Lewisburg Tri-County North	9	6'00.00"
3	Layne Bushey	Plymouth	11	6'00.00"
4	Randy Banks	Bucyrus	12	6'00.00"
5	Carson Miles	Georgetown	12	6'00.00"
6	Ryan Hoelscher	Fort Loramie	12	6'01.00"
7	Robert Rogers	Orwell Grand Valley	11	6'01.00"
8	Scotty Hickey	Ashland Mapleton	10	6'01.00"
9	Trey Sparks	Sidney Fairlawn	11	6'01.00"
10	Jordan Thompson Seay	Garfield Heights Trinity	12	6'02.00"
11	Dimari Payne	Fairport Harbor Harding	12	6'02.00"
12	Levi Wolford	Crown City South Gallia	12	6'02.00"
13	Ryen Romigh	North Jackson Jackson-Milton	10	6'02.00"
14	Owen Ackerman	Defiance Tinora	11	6'02.00"
15	Evan Kreais	Bascom Hopewell-Loudon	11	6'02.00"
16	Breon Hicks	Oregon Cardinal Stritch Catholic	12	6'04.00"
17	Garrett Flory	Defiance Ayersville	11	6'04.00"
18	Calvin Willow	Arlington	9	6'06.00"

2022 Division III Results

1. Teddy Perozek, Sr., Toledo Ottawa Hills	6-07.00
2. Anthony Bell, Sr., Carey	6-05.00
3. Layne Sarver, Sr., New Madison Tri-Village	6-04.00
3. David Parcher, Jr., Toledo Maumee Valley Country Day	6-04.00
3. Braxton Wilson, Sr., Newcomerstown	6-04.00
6. Silas Miller, Jr., Zoarville Tuscarawas Valley	J6-04.00
7. DeAndre Cowen, Sr., Yellow Springs	J6-04.00
8. Mason Murphy, Sr., Mogadore	6-02.00
8. Carter Burnett, Sr., Kinsman Badger	6-02.00

Division II — Saturday, June 3, 2023 — 9:30 A.M.

Competition Heights: 6'0"; 6'2"; 6'4" then 1-inch increments thereafter.

Order	Name	School	Grade	Regional Height
1	Jude Leahy	Clarksville Clinton-Massie	11	6'00.00"
2	Grant Butler	Caledonia River Valley	12	6'01.00"
3	Hunter Canney	London	11	6'01.00"
4	Micah Oliver	Bloomdale Elmwood	11	6'01.00"
5	Alex Cooper	Peninsula Woodridge	12	6'02.00"
6	Josh Davis	Smithville	12	6'02.00"
7	Braylon Harrison	Pomeroy Meigs	11	6'02.00"
8	Ethan Furbee	Byesville Meadowbrook	12	6'02.00"
9	Jason Morris	Magnolia Sandy Valley	11	6'02.00"
10	DJ Brown	Middletown Bishop Fenwick	12	6'02.00"
11	Hunter Yoder	Mantua Crestwood	12	6'03.00"
12	Heaven Dalton	Defiance	10	6'03.00"
13	Daven Gibson	Cincinnati Clark Montessori	12	6'03.00"
14	Kyle Maltarich	Millersburg West Holmes	11	6'04.00"
15	Gavin Miller	Fostoria	11	6'05.00"
16	Jermaine Foster	Cleveland Glenville	12	6'05.00"
17	Xavier Williams	Canton South	12	6'07.00"
18	T.J. Gibbons	Mentor Lake Catholic	12	6'07.00"



2022 Division II Results

1. Sean Kaminski, Sr., Huron	6-06.00
2. Brandon Cromer, Sr., Cincinnati Taft	6-05.00
3. Jermaine Foster, Jr., Cleveland Glenville	J6-05.00
4. Josh Martin, Sr., Eaton	J6-05.00
5. Lucas Ray, Sr., Chillicothe Zane Trace	J6-05.00
6. Dariyonne Bryant, Sr., Portsmouth	6-04.00
6. Ayden Bath, Sr., Vermilion	6-04.00
8. Dominic Malito, Sr., Girard	J6-04.00

Division I — Saturday, June 3, 2023 — 3:00 P.M.

Competition Heights: 6'2"; 6'4" then 1-inch increments thereafter.

Order	Name	School	Grade	Regional Height
1	Ryan Runser	Grafton Midview	12	6'03.00"
2	Delton Wright	Berea-Midpark	11	6'03.00"
3	Jahi McDonald	Huber Heights Wayne	12	6'04.00"
4	Tyler Schwinn	Loveland	9	6'04.00"
5	Drew Jones	Wadsworth	11	6'04.00"
6	Josiah Love	Cincinnati Archbishop Moeller	12	6'04.00"
7	Sopuluchi Anosike	Centerville	11	6'04.00"
8	Jaystin Gwinn	Westerville Central	10	6'05.00"
9	Jamal Laws	Grove City Central Crossing	11	6'05.00"
10	Matthew Noel	Columbus Hamilton Township	12	6'05.00"
11	Joel Brown	Massillon Perry	12	6'05.00"
12	James Darby	Lyndhurst Brush	12	6'05.00"
13	Brian Kellon	Hunting Valley University School	12	6'05.00"
14	Elijah Harris	Westerville Central	9	6'05.00"
15	Markeise Smith	Akron Garfield	11	6'05.00"
16	Mason Birch	Strongsville	12	6'05.00"
17	Logan Vowles	Akron Archbishop Hoban	12	6'06.00"
18	Connor Durig	Warren Howland	12	6'06.00"
19	Josh Richardson	New Albany	12	6'06.00"



2022 Division I Results

1. Joel Addo, Sr., Lewis Center Olentangy Orange	6-08.00
2. Maurice Ware, Sr., Mansfield Sr.	J6-08.00
3. Connor Durig, Jr., Warren Howland	J6-08.00
4. Riley Murphy, Sr., Tallmadge	J6-08.00
5. Reign Winston, Sr., Westerville South	6-07.00
6. Justin Ackerman, Sr., New Richmond	6-06.00
7. Amil Upchurch, Sr., Mansfield Sr.	J6-06.00
7. Robert Hart, Sr., Cincinnati Oak Hills	J6-06.00

Bolded name and year indicates a returning state champion in the above event.

Girls Long Jump

EVENT NO. 29

NATIONAL SCHOLASTIC RECORD
22-01.75 – Kathy McMillan
Hoke County High School, Raeford, North Carolina, 1976

Check the OHSAA Fan Guide for podium and action photos from the track and field state championships at ohsaa.org/Tickets-Fan-Guide.

OHSAA State Records on Pages 87-88 • Tournament Records on Pages 78-80



2022 Division III Results

1. Ashtan Winfrey, So., Columbus Africentric	18-08.75
2. Shelby Grover, Jr., Lucas	17-11.75
3. Sierra Kendall, Sr., Seaman North Adams	17-10.00
4. Casey Boeckerman, Jr., Cincinnati Hills Christian Academy	17-09.50
5. Katie Ruffener, Sr., North Robinson Colonel Crawford	17-08.25
6. Olivia Stolly, Jr., Lima Central Catholic	J17-08.25
7. Mara Pearson, So., Ft. Recovery	17-03.75
8. Lauryn Wolters, Sr., Anna	17-02.50

Division III — Friday, June 2, 2023 — 1:00 P.M.

Order	Name	School	Grade	Regional Distance
Flight 1				
1	Rhaegan Marshall	Continental	11	16'04.50"
2	Abbey Grimm	Southington Chalker	9	16'04.75"
3	Kenzie Cutlip	Loudonville	12	16'05.75"
4	Casey Adams	Independence	11	16'06.75"
5	Alex Kessen	Delphos St. John's	11	16'11.75"
6	Ava Stammen	St. Henry	12	16'11.75"
7	Adalynn Hines	New Madison Tri-Village	9	17'00.00"
8	Ally Schindler	Defiance Ayersville	11	17'01.25"
9	Niyah Shipman	North Robinson Colonel Crawford	11	17'01.50"
Flight 2				
1	Auhdra Myers	Mt. Blanchard Riverdale	12	17'03.25"
2	Jameson Pillifant	Columbus School for Girls	11	17'04.75"
3	Izzy Zahn	Coldwater	10	17'05.50"
4	Olivia Stolly	Lima Central Catholic	12	17'06.50"
5	Angela Williams	Greenwich South Central	11	17'06.75"
6	Caroline Wesner	Sidney Lehman Catholic	12	17'06.75"
7	Ross Ky'Ara	Louisville St. Thomas Aquinas	12	17'10.50"
8	Shelby Grover	Lucas	12	18'02.25"
9	Mara Pearson	Fort Recovery	11	18'02.75"



2022 Division II Results

1. Juliette Laracuente, Jr., Marengo Highland	19-05.75
2. Clare Logan, Sr., Rossford	17-11.50
3. Jaden Carey, Jr., Huron	17-08.25
4. Kylie Walters, So., Beachwood	17-06.75
5. Ariana Painter, Sr., Alliance Marlington	17-03.75
6. Kodi Kinsey, Sr., East Liverpool Beaver Local	17-02.50
7. Heaven Vanzant, Sr., Sheffield Brookside	J17-02.50
8. Sabria Jones, So., Steubenville	17-01.00

Division II — Saturday, June 3, 2023 — 9:30 A.M.

Order	Name	School	Grade	Regional Distance
Flight 1				
1	Emily Duncan	Chesapeake	12	16'07.50"
2	Anna Stutes	Duncan Falls Philo	12	17'01.00"
3	Mya Riggins	Columbus Bishop Ready	10	17'01.50"
4	Zuriah Radeff Koonce	Sheffield Brookside	11	17'02.00"
5	Cleo Mueller	Minerva	12	17'02.00"
6	Teagan Rupp	Wauseon	11	17'02.75"
7	Kylee Zamecnik	Cuyahoga Falls CVCA	9	17'02.75"
8	Madison Henkel	Shelby	9	17'03.25"
9	Sabria Jones	Steubenville	11	17'03.50"
Flight 2				
1	Rylee Hutton	Salem	11	17'04.75"
2	Ava Reeves	Bellefontaine	10	17'05.25"
3	Olivia Hill	Cincinnati Wyoming	9	17'05.50"
4	Casey Boeckerman	Cincinnati Hills Christian Academy	12	17'06.75"
5	Kalie Campbell	Wooster Triway	12	17'07.25"
6	**Ashtan Winfrey '22**	Columbus Africentric Early College	11	17'08.50"
7	Isabel Henderson	Bellefontaine Benjamin Logan	11	17'11.25"
8	Kylie Adams	Bellefontaine	10	18'04.75"
9	**Juliette Laracuente-Huebner '22, '21**	Marengo Highland	12	19'02.75"



2022 Division I Results

1. Sanai Lynch, Sr., Huber Heights Wayne	19-00.25
2. Amari Kiluvia, Jr., Westerville Central	18-11.50
3. Kennedy Griffin, Jr., Strongsville	18-09.00
4. Jenna Lucas, Sr., Pataskala Watkins Memorial	18-00.50
5. Na'Veyah Parisi, Sr., Warren G. Harding	18-00.00
6. Lauren Barnes, Sr., Cincinnati Sycamore	17-11.75
7. Meilani Walker, Jr., Shaker Heights	17-10.75
8. Hannah Brady, Jr., Columbus Bishop Watterson	17-10.50

Division I — Saturday, June 3, 2023 — 3:00 P.M.

Order	Name	School	Grade	Regional Distance
Flight 1				
1	Mandy Gehring	Cincinnati Oak Hills	9	17'05.00"
2	Dareea Tate	Canton GlenOak	11	17'05.25"
3	LaShay Woods	Cleveland John F. Kennedy	11	17'05.25"
4	Hannah Brady	Columbus Bishop Watterson	12	17'06.50"
5	Caitlin Evans	Milford	11	17'06.50"
6	Mackenzie Davis	Tiffin Columbian	12	17'06.75"
7	Aniya Symons	Lakewood	12	17'07.25"
8	Kennedy Rugless	Cincinnati St. Ursula Academy	12	17'07.50"
9	G'Niyah Brown	Huber Heights Wayne	12	17'08.00"
Flight 2				
1	Chaneya Garner	Worthington Thomas Worthington	12	17'08.00"
2	Amelia Smith	Lewis Center Olentangy	12	17'08.00"
3	Lylla Kovacs	Harrison	12	17'09.25"
4	Alexis Hives	Macedonia Nordonia	12	17'09.50"
5	Olivia Pace	Westerville Central	11	17'10.00"
6	Sadie Poudevigne	Chagrin Falls Kenston	10	17'10.25"
7	Daisha Decree	Gahanna Lincoln	12	17'11.00"
8	Kaydence Doxley	Lakewood	11	18'08.25"
9	Alexis Weber	Grafton Midview	12	18'10.50"

Bolded name and year indicates a returning state champion in the above event.

Boys Long Jump

EVENT NO. 30

NATIONAL SCHOLASTIC RECORD
26-04.75 – James Stallworth
Tulare Union High School, Tulare, California, 1989

OHSAA State Records on Pages 87-88 • Tournament Records on Pages 78-80

Check the OHSAA Fan Guide for podium and action photos from the track and field state championships at ohsaa.org/Tickets-Fan-Guide.

Division III — Friday, June 2, 2023 — 4:00 P.M.

Order	Name	School	Grade	Regional Distance
Flight 1				
1	Robert Rogers	Orwell Grand Valley	11	19'08.50"
2	Joseph Guido	Columbiana	12	20'00.00"
3	Rocco Crawford	Columbiana	11	20'04.00"
4	Daniel Ambar	North Ridgeville Lake Ridge Academy	10	20'08.75"
5	Kyle Otte	Maria Stein Marion Local	11	20'10.00"
6	Kimari Glenn	Lima Perry	10	21'00.00"
7	Caden Cunningham	Ashland Crestview	12	21'02.50"
8	Malcolm Blunt	Yellow Springs	12	21'03.00"
9	Parker Edwards	Strasburg-Franklin	10	21'03.75"
Flight 2				
1	J.R. Snook	Vanlue	12	21'04.50"
2	Owen Ackerman	Defiance Tinora	11	21'05.50"
3	Jacob Rombach	Tiffin Calvert	11	21'08.25"
4	Bladon Garland	Newcomerstown	12	21'10.25"
5	Evan Kreais	Bascom Hopewell-Loudon	11	21'11.50"
6	Justin Richards	Anna	12	22'01.00"
7	Braxton Althauser	McComb	11	22'01.75"
8	Izaak Cox	Ironton Rock Hill	10	22'11.00"
9	Cole Miller	Bainbridge Paint Valley	12	23'02.75"



2022 Division III Results

1. Collin Haj Abed, Sr., Columbus Grandview Heights	22-02.75
2. Kavon Bailey, Sr., McComb	22-00.25
3. Cole Miller, Jr., Bainbridge Paint Valley	21-09.00
4. Carter Valentine, Sr., North Robinson Colonel Crawford	21-07.75
5. Evan Rastorfer, So., Rittman	21-01.75
6. Justin Richards, Jr., Anna	21-00.00
7. Evan Unruh, Sr., Lima Central Catholic	20-11.50
8. Ryan Emch, Sr., Columbiana Crestview	20-09.00

Division II — Friday, June 2, 2023 — 9:30 A.M.

Order	Name	School	Grade	Regional Distance
Flight 1				
1	Bryce DeFalco	Pemberville Eastwood	12	20'02.25"
2	Riley Dunbar	Metamora Evergreen	11	20'04.25"
3	Donovan Delph	Columbus Eastmoor Academy	9	20'08.50"
4	Lamar Taylor	Akron Coventry	9	20'10.00"
5	Brayden Green	Gates Mills Gilmour Academy	11	20'10.75"
6	Lincoln Barnhart	Sheffield Brookside	11	20'10.75"
7	Trayvon Williams	Milan Edison	11	21'01.00"
8	Brock Smith	Carrollton	12	21'03.50"
9	Braylon Harrison	Pomeroy Meigs	11	21'05.50"
Flight 2				
1	Jeff Wall	Dayton Chaminade Julienne	12	21'06.00"
2	Grant Swider	St. Clairsville	12	21'07.00"
3	CJ Boothby	Batavia Clermont Northeastern	12	21'07.50"
4	Blake Brumbaugh	West Milton Milton-Union	12	21'08.25"
5	Leroy Page	Springfield Shawnee	11	21'08.75"
6	Luke Rader	Minford	12	22'00.00"
7	Ferrell Donte	Cincinnati Woodward	11	22'08.25"
8	Sammy Deep	Dayton Carroll	12	22'10.00"
9	**Ryne Shackelford '22, '21**	LaGrange Keystone	12	23'01.00"

2022 Division II Results

1. Ryne Shackelford, Jr., LaGrange Keystone	24-01.50
2. Collin Nemitz, Sr., Sandusky Perkins	22-06.00
3. Ayden Bath, Sr., Vermilion	22-01.50
4. Braydin McKee, Sr., Albany Alexander	21-08.25
5. Owen Samenuk, Jr., Columbus Bishop Watterson	21-06.50
6. Logan Saylor, Sr., West Liberty-Salem	21-04.00
7. Blake Brumbaugh, Jr., West Milton Milton-Union	21-03.75
8. Brandon Cromer, Sr., Cincinnati Taft	21-03.50

Division I — Saturday, June 3, 2023 — 12:00 P.M.

Order	Name	School	Grade	Regional Distance
Flight 1				
1	Joel Brown	Massillon Perry	12	21'02.00"
2	Skylan King	Canton GlenOak	10	21'05.50"
3	John Hall	Massillon Jackson	12	21'07.50"
4	Malachi Collier	Maple Heights	12	22'00.00"
5	Da'Shawn Martin	Springfield	11	22'02.50"
6	Stanley Clyne	Tipp City Tippecanoe	12	22'04.50"
7	William Baumann	Westerville North	10	22'06.00"
8	Trey Miller	Toledo St. John's Jesuit	12	22'06.25"
9	Christian Cupp	Cleveland St. Ignatius	12	22'06.75"
Flight 2				
1	Austin Knowles	Medina	11	22'07.75"
2	Isaiah Coleman	Canal Winchester	12	22'08.50"
3	Jalen Townsend	Columbus Hamilton Township	12	22'09.50"
4	Ryan Runser	Grafton Midview	12	22'09.75"
5	Izaki Wampeti	Cincinnati Northwest	10	22'10.50"
6	Jayden Wayne	Morrow Little Miami	12	22'10.50"
7	Richmond Honkpo	Columbus Franklin Heights	12	23'00.50"
8	Romearo Wells	Gahanna Lincoln	12	23'03.00"
9	**DJ Fillmore '22**	Pataskala Licking Heights	12	23'05.00"



2022 Division I Results

1. DJ Fillmore, Jr., Pataskala Licking Heights	24-11.00
2. Alex Smith, Sr., Hilliard Darby	24-07.75
3. Joel Addo, Sr., Lewis Center Olentangy Orange	23-05.25
4. Jonathon Richardson, Sr., Springfield	22-07.50
5. Adonis Shelby, Sr., Westlake	22-05.75
6. Austin Miller, Sr., Lebanon	22-05.00
7. Ben Hudak, Sr., Tallmadge	22-04.50
8. Sammy Deep, Jr., Dayton Carroll	22-04.00

Bolded name and year indicates a returning state champion in the above event.

Girls Shot Put

EVENT NO. 31

NATIONAL SCHOLASTIC RECORD
57-01.25 – Alyssa Wilson
Donovan Catholic High School, Toms River, New Jersey, 2017

Check the OHSAA Fan Guide for podium and action photos from the track and field state championships at ohsaa.org/Tickets-Fan-Guide.

OHSAA State Records on Pages 87-88 • Tournament Records on Pages 78-80



2022 Division III Results

1. Molly Winner, Sr., Maria Stein Marion Local	43-00.00
2. Kaitlyn Gum, Jr., New London	41-02.75
3. Whitley Rammel, Sr., Ft. Recovery	40-11.25
4. Gwyn Lori, Fr., Caldwell	39-09.25
5. Lillian Barhorst, So., Minster	39-07.75
6. Julia Feik, Sr., North Robinson Colonel Crawford	39-00.50
7. Sierra Brinson, So., New Lebanon Dixie	38-10.00
8. Anna Yater, Sr., Barnesville	38-08.00

Division III — Friday, June 2, 2023 — 4:00 P.M.

Order	Name	School	Grade	Regional Distance
Flight 1				
1	Isabella Grennell	Howard East Knox	10	34'11.75"
2	Faith Wooten	Arcanum	9	35'07.00"
3	Marley Clark	Dalton	12	36'02.00"
4	Briah Daniel	Windham	11	36'06.25"
5	Brooklynn McIntyre	Rootstown	11	37'06.25"
6	Loryn Metzcar	New Madison Tri-Village	12	37'07.75"
7	Emilee Earl	Houston	10	37'08.00"
8	Sydney Foglesong	Frankfort Adena	12	38'01.00"
9	Breanna Bolden	Northwood	11	38'05.75"
Flight 2				
1	Jolynn Eis	Holgate	12	38'06.75"
2	Camille Hovest	Kalida	12	38'07.75"
3	Sierra Brinson	New Lebanon Dixie	11	39'05.00"
4	Grace Bundy	McDonald	11	39'11.00"
5	Allison Morlock	Creston Norwayne	12	40'05.00"
6	Jennifer Patrick	Castalia Margaretta	12	40'08.00"
7	Gwyn Lori	Caldwell	10	41'08.50"
8	Margaret Jones	Shaker Heights Laurel	12	45'04.00"
9	Kaitlyn Gum	New London	12	45'09.25"



2022 Division II Results

1. Morgan Hallett, So., Norton	46-07.00
2. Kennedy Bailey, Sr., Heath	44-02.25
3. Amya Livingston, Sr., Steubenville	44-01.50
4. Sarah Brown, Sr., Beachwood	42-06.50
5. Margaret Jones, Jr., Shaker Heights Laurel	40-10.50
6. Tatum Miller, Jr., Kenton	39-04.50
7. Amelia Lutz, Jr., Celina	39-03.00
8. Ava Kiefer, Sr., Pemberville Eastwood	39-01.75

Division II — Saturday, June 3, 2023 — 9:30 A.M.

Order	Name	School	Grade	Regional Distance
Flight 1				
1	Tori Tyo	Versailles	11	36'01.00"
2	Hayley Meyer	Wauseon	12	36'09.00"
3	Pam Kandrach	Rayland Buckeye Local	11	37'03.25"
4	Kelsey Snapp	Bellefontaine	9	37'04.25"
5	Chanee Cremeens	Gallipolis Gallia Academy	12	37'04.75"
6	Chelsea Sotherden	New Concord John Glenn	11	37'11.00"
7	Taylor Visnosky	Ashtabula Edgewood	11	38'00.00"
8	Alyssa Palmisano	Geneva	11	38'02.75"
9	Madison Torbert	Beachwood	11	38'03.00"
Flight 2				
1	Ella Bouton	Fredericktown	9	38'04.00"
2	Rebecca Strunk	Zanesville West Muskingum	12	38'05.75"
3	Lyza Forson	Urbana	10	39'00.50"
4	Tatum Miller	Kenton	12	40'07.25"
5	Olivia Mason	Sandusky Perkins	11	41'00.25"
6	Makenna Rudy	Salem	12	41'02.50"
7	Sarah Coxon	Ashtabula Edgewood	12	41'05.75"
8	Miranda Stone	Galion	11	41'11.25"
9	**Morgan Hallett '22, '21**	Norton	11	45'09.50"



2022 Division I Results

1. Madelyn Moretti, Sr., Madison	44-06.25
2. Courtney Clark, Jr., Warren Howland	42-08.25
3. Jenna Lucas, Sr., Pataskala Watkins Memorial	41-03.00
4. Zuriya Robinson, Jr., Columbus Eastmoor Academy	41-01.75
5. Lia Rivers, Sr., Toledo Whitmer	41-00.25
6. Sydnie Smith, Jr., Columbus Bexley	40-09.75
7. Kayla Joyner, Jr., Medina	40-04.25
8. Jillian Yates, Sr., Cincinnati Oak Hills	40-03.25

Division I — Saturday, June 3, 2023 — 3:00 P.M.

Order	Name	School	Grade	Regional Distance
Flight 1				
1	Sahijah Alston	Beavercreek	12	36'11.50"
2	Maz'iyah Hunter	Cincinnati Mount Healthy	9	37'05.00"
3	Peyton Wilson	Lancaster	12	38'03.00"
4	Makayla Merrill	Canal Winchester	11	38'03.50"
5	Sophia Kapszukiewicz	Loveland	12	38'07.50"
6	Andrea Burke	Mason	12	39'02.50"
7	Emily Agostin	Avon	12	39'04.00"
8	Hannah Olszewski	Solon	12	39'06.50"
9	Aveline Wilhelm	Ashland	12	39'07.00"
Flight 2				
1	Mikaylah Marshall	Toledo Rogers	12	39'08.00"
2	Sierra Podolan	Medina Highland	11	39'09.50"
3	Isabelle Perry	Massillon Perry	10	39'11.25"
4	Lexus Solarz	Warren Howland	12	40'00.25"
5	Grace Merrick	Hudson	12	40'09.75"
6	Sydnie Smith	Bexley	12	41'01.50"
7	Samone Whitt	Lorain	10	41'10.75"
8	Zuriya Robinson	Columbus Eastmoor Academy	12	42'00.00"
9	Courtney Clark	Warren Howland	12	43'00.50"

Bolded name and year indicates a returning state champion in the above event.

Boys Shot Put

EVENT NO. 32

NATIONAL SCHOLASTIC RECORD
77-00.00 – Michael Carter
Jefferson High School, Dallas, Texas, 1979

OHSAA State Records on Pages 87-88 • Tournament Records on Pages 78-80

Check the OHSAA Fan Guide for podium and action photos from the track and field state championships at ohsaa.org/Tickets-Fan-Guide.

Division III — Friday, June 2, 2023 — 1:00 P.M.

Order	Name	School	Grade	Regional Distance
Flight 1				
1	Eain Parks	Arcanum	12	48'09.25"
2	Ryan Marion	Chillicothe Huntington	12	49'05.00"
3	Tadd Koch	Columbus Grove	12	49'07.25"
4	Ian Sarver	Apple Creek Waynedale	10	49'11.00"
5	Dustin Lunsford	Coal Grove Dawson-Bryant	12	50'00.50"
6	Kevin Smith	McGuffey Upper Scioto Valley	12	50'05.75"
7	Jack Reckard	McDonald	10	50'05.75"
8	Ryan Tetrick	Brookfield	12	50'06.25"
9	Gavin Tribelo	Salineville Southern Local	12	50'06.25"
Flight 2				
1	Will Frimel	Minster	10	50'10.75"
2	Jack Knapke	Maria Stein Marion Local	11	51'11.25"
3	Noah Stuart	Ashland Crestview	12	53'00.00"
4	Kyle Crown	McDonald	12	55'01.00"
5	Dustin Quinter	St. Henry	12	56'06.50"
6	Justin Moore	Lucasville Valley	12	57'00.75"
7	JT Patrick	Castalia Margaretta	12	57'01.00"
8	A.J. Schafer	Columbus Grove	12	58'08.75"
9	Tyler Thompson	Rittman	12	59'07.75"

2022 Division III Results

1. Dillon Morlock, So., Creston Norwayne	65-04.25
2. Colby Morlock, Sr., Creston Norwayne	64-11.00
3. Ryan Henry, Sr., McDonald	61-02.25
4. Dante Mediati, Sr., McDonald	59-04.00
5. Justin Moore, Jr., Lucasville Valley	58-06.25
6. Tyler Thompson, Jr., Rittman	55-11.50
7. Jesse Meyer, Sr., Coldwater	55-06.75
8. JT Patrick, Jr., Castalia Margaretta	53-02.50

Division II — Friday, June 2, 2023 — 9:30 A.M.

Order	Name	School	Grade	Regional Distance
Flight 1				
1	DeJuan Jones	Elida	12	48'07.00"
2	Sullivan Ashcraft	Bellefontaine	12	49'00.50"
3	Darian Dixon	Springfield Shawnee	11	49'07.75"
4	Haiden Manns	Bellefontaine	11	50'08.50"
5	Perry Patrone	St. Clairsville	11	52'07.75"
6	Dallas Hodge	Columbus Eastmoor Academy	12	53'02.00"
7	Jackson Childress	Bloomdale Elmwood	12	53'05.50"
8	Brandt Morlock	Creston Norwayne	10	53'06.00"
9	Jesse Grace	Garrettsville Garfield	12	54'04.00"
Flight 2				
1	Alan Austin	Piketon	12	54'05.00"
2	Talon Beichler	Orrville	10	54'07.00"
3	Spencer Brower	Chillicothe Zane Trace	11	54'08.00"
4	Drue Duncan	Richwood North Union	12	54'09.00"
5	Evan Hall	Oak Harbor	11	54'11.00"
6	Trevor Croak	Newark Licking Valley	11	55'03.75"
7	Johnny Sabinski	Belmont Union Local	11	56'10.75"
8	Ethan Lyon	Caledonia River Valley	11	59'03.50"
9	**Dillon Morlock '22**	Creston Norwayne	11	64'01.50"



2022 Division II Results

1. Josiah Cox, Sr., Akron Manchester	60-01.50
2. Riley Laporte, Sr., Garrettsville Garfield	59-05.00
3. Charles Pawlosky, Sr., Cortland Lakeview	58-06.50
4. Dylan Chittum, Jr., Carroll Bloom-Carroll	55-03.75
5. Johnny Sabinski, So., Belmont Union Local	55-02.50
6. Colt Sechrest, Sr., Bellaire	53-07.25
7. Joseph Walters, Sr., Cincinnati Archbishop McNicholas	53-02.50
8. Hayden Valenti, Jr., Vermilion	52-03.75

Division I — Saturday, June 3, 2023 — 12:00 P.M.

Order	Name	School	Grade	Regional Distance
Flight 1				
1	Nolan Piper	Westerville Central	12	51'01.00"
2	Davonte Courtney	Canal Winchester	12	52'09.25"
3	Blake Hoegler	Solon	12	52'10.50"
4	Kaden Murlin	Celina	11	53'07.50"
5	Jay Mckinster	Springfield	12	53'08.50"
6	Zach McDowell	Lewis Center Olentangy Orange	12	53'09.75"
7	Ryan Johnson	Springboro	12	54'04.50"
8	Carter Lewis	Alliance	12	54'09.75"
9	Cameron Gay	Centerville	12	54'09.75"
Flight 2				
1	Blake Toth	Hudson	12	55'04.75"
2	Trevin Jordan	Copley	11	55'07.00"
3	Christopher Vance	Parma Padua Franciscan	12	55'07.00"
4	Luke Hamilton	Avon	11	56'00.50"
5	Mannie Arbabi	Cincinnati Sycamore	12	56'02.25"
6	Braeden Quigley	Avon Lake	12	56'03.25"
7	Akyus Richardson	Lima Shawnee	10	56'08.00"
8	Josh Basich	Harrison	11	56'09.00"
9	Dylan Chittum	Carroll Bloom-Carroll	12	61'03.75"

2022 Division I Results

1. Aamil Wagner, Sr., Huber Heights Wayne	64-01.00
2. Kevin Hornbeak, Sr., Toledo Whitmer	58-07.25
3. Jamell James, Jr., Austintown-Fitch	58-00.25
4. Carter Lewis, Jr., Alliance	56-08.50
5. Eyan Wilson, Sr., Toledo St. John's Jesuit	56-01.50
6. Christopher Vance, Jr., Parma Padua Franciscan	54-10.25
7. Nicholas Manley, Sr., Medina	54-01.00
8. Steve Arnold, Sr., North Canton Hoover	53-10.50

Bolded name and year indicates a returning state champion in the above event.

Girls Pole Vault

EVENT NO. 33

NATIONAL SCHOLASTIC RECORD
14-09.50 – Amanda Moll
Olympia Capital High School, Olympia, Washington, 2022

Check the OHSAA Fan Guide for podium and action photos from the track and field state championships at ohsaa.org/Tickets-Fan-Guide.

OHSAA State Records on Pages 87-88 • Tournament Records on Pages 78-80



2022 Division III Results

1. Kenna Stimmel, Sr., Castalia Margaretta	# % 14-06.25
2. Ainsley Hamsher, Sr., Orrville	12-08.00
3. Colleen Steinmetz, So., Ansonia	12-00.00
4. Brooke Holloway, Sr., Worthington Christian	11-08.00
5. Lauryn Auchmuty, Fr., Columbus Grove	J11-08.00
6. Lillian Finke, Fr., London Madison-Plains	11-00.00
7. Riley Heitkamp, Sr., Ft. Loramie	J11-00.00
8. Bri Taber, Jr., Bluffton	J11-00.00

Division III — Friday, June 2, 2023 — 1:00 P.M.

Competition Heights: 8'0"; 9'0"; 9'6"; 10'0" then 4-inch increments thereafter.

Flight Order	Name	School	Grade	Regional Height
1	Anna Layman	Middlefield Cardinal	11	8'06.00"
2	Mackenna Thiel	Dalton	11	9'00.00"
3	Anna Pittman	Apple Creek Waynedale	9	9'04.00"
4	Kendra Berger	Creston Norwayne	10	9'08.00"
5	Lexie Greer	Spencerville	11	9'08.00"
6	Sophia Bajwa	Botkins	10	10'00.00"
7	Natalie Hunter	Galion Northmor	10	10'00.00"
8	Mazzara Lynch	Sandusky St. Mary Central Catholic	12	10'00.00"
9	Rebekah Case	Lucas	10	10'00.00"
10	Claire Robinson	Frankfort Adena	11	10'04.00"
11	Jenna Leugers	Coldwater	12	10'04.00"
12	Calla Oelkrug	Liberty Center	12	10'04.00"
13	Alayna Biehl	Castalia Margaretta	10	10'08.00"
14	Brianna Taber	Bluffton	12	10'08.00"
15	Emilee Earl	Houston	10	10'08.00"
16	Colleen Steinmetz	Ansonia	11	11'00.00"
17	Gabby Roston	North Robinson Colonel Crawford	10	11'04.00"
18	Katie McFarland	Sidney Lehman Catholic	11	12'07.00"

2022 Division II Results

1. Peyton Proffitt, Sr., Williamsport Westfall	12-09.00
2. Claire Schweller, Sr., Paulding	11-10.00
2. Callie Wilson, Jr., Gallipolis Gallia Academy	11-10.00
4. Tru Buddenberg, Jr., Enon Greenon	11-06.00
5. Tayla Tootle, Jr., Circleville Logan Elm	J11-06.00
6. Emily Thompson, Sr., St. Clairsville	J11-06.00
7. Eva Moran, Fr., Caledonia River Valley	11-00.00
7. Gabbi Selman, Sr., Geneva	11-00.00
9. Allie Dunlap, Jr., Heath	J11-00.00

Division II — Saturday, June 3, 2023 — 9:30 A.M.

Competition Heights: 9'0"; 10'0"; 10'6" then 4-inch increments thereafter.

Flight Order	Name	School	Grade	Regional Height
1	Catrina Race	Orrville	11	9'00.00"
2	McKayla Wymer	Akron Manchester	12	9'06.00"
3	Addy Trefzger	Perry	10	9'06.00"
4	Olivia Lazarus	Canal Fulton Northwest	12	9'06.00"
5	Callie Wilson	Gallipolis Gallia Academy	12	10'08.00"
6	Ellie Bodle	Sandusky Perkins	11	11'00.00"
7	Eva Moran	Caledonia River Valley	10	11'00.00"
8	Julia Sabo	Pemberville Eastwood	12	11'04.00"
9	Lily Haselman	Ottawa-Glandorf	12	11'04.00"
10	Tayla Tootle	Circleville Logan Elm	12	11'04.00"
11	Teagan Rupp	Wauseon	11	11'04.00"
12	Annamarie Montle	The Plains Athens	9	11'04.00"
13	Heidi Stammen	Versailles	11	11'04.00"
14	Allie Dunlap	Heath	12	11'04.00"
15	Kate Archer	Tallmadge	11	11'04.00"
16	Samantha Ringhand	New Richmond	11	11'08.00"
17	Brayden Snider	New Concord John Glenn	10	11'08.00"
18	Tru Buddenberg	Springfield Greenon	12	12'04.00"



2022 Division I Results

1. Kendal Fisher, Sr., Massillon Perry	13-02.25
2. Victoria Harvey, Jr., Pataskala Watkins Memorial	12-08.00
3. Emily Eterovich, Sr., Macedonia Nordonia	J12-08.00
4. Sophie Fong, Sr., Troy	12-04.00
5. Lainey Mack, Jr., Pickerington HS North	J12-04.00
5. Zoe Lamb, Sr., Centerville	J12-04.00
7. Allison Taylor, Sr., Fremont Ross	J12-04.00
8. Finley Devins, So., Berea-Midpark	12-00.00

Division I — Saturday, June 3, 2023 — 3:00 P.M.

Competition Heights: 10'6"; 11'0"; 11'6"; 12'0" then 4-inch increments thereafter.

Flight Order	Name	School	Grade	Regional Height
1	Emma Studer	Canton GlenOak	9	11'00.00"
2	Kyla Taress	Shaker Heights	12	11'00.00"
3	Natalie Bisesi	Canton GlenOak	11	11'00.00"
4	Izabella Oliver	Springboro	11	11'00.00"
5	Izzy Bernard	Massillon Jackson	12	11'00.00"
6	Colleen Johnson	Medina	12	11'04.00"
7	Hannah Duff	Troy	12	11'04.00"
8	Jessica Mason	Holland Springfield	12	11'08.00"
9	Ann Lehmann	Centerville	10	11'08.00"
10	Sarah Connor	Avon	10	11'08.00"
11	Stephanie Balthaser	Delaware Olentangy Berlin	12	12'00.00"
12	Maci Ames	Sunbury Big Walnut	12	12'00.00"
13	Lainey Mack	Pickerington North	12	12'00.00"
14	Sophia Bartels	Pickerington North	12	12'00.00"
15	Finley Devins	Berea-Midpark	11	12'00.00"
16	Megan Rybitski	Huber Heights Wayne	12	12'03.00"
17	Marissa Ratliff	North Royalton	10	12'04.00"
18	Victoria Harvey	Pataskala Watkins Memorial	12	12'09.00"

Bolded name and year indicates a returning state champion in the above event.

Boys Pole Vault

EVENT NO. 34

NATIONAL SCHOLASTIC RECORD
19-05.50 – Armand Duplantis
Lafayette High School, Lafayette, Louisiana, 2018

Check the OHSAA Fan Guide for podium and action photos from the track and field state championships at ohsaa.org/Tickets-Fan-Guide.

OHSAA State Records on Pages 87-88 • Tournament Records on Pages 78-80

Division III — Friday, June 2, 2023 — 4:00 P.M.

Competition Heights: 11'6"; 12'6"; 13'0"; 13'6" then 4-inch increments thereafter.

Flight Order	Name	School	Grade	Regional Height
1	Braden Carr	Loudonville	9	11'06.00"
2	Dylan Hivick	Orwell Grand Valley	12	11'06.00"
3	Noah Wilson	Cuyahoga Heights	12	12'00.00"
4	Zane Malkamaki	Fairport Harbor Harding	12	12'04.00"
5	Connor Radojcsics	Galion Northmor	12	13'00.00"
6	Shawn Bailey	Ashland Crestview	12	13'00.00"
7	Janson Alloway	Lore City Buckeye Trail	11	13'00.00"
8	Hutch Ridenour	Rockford Parkway	12	13'04.00"
9	Sam Paeth	Fremont St. Joseph Central Catholic	10	13'04.00"
10	Cole Owens	Gibsonburg	11	13'04.00"
11	Trevon Baxter	Columbus Grove	9	13'04.00"
12	Liam Kuhn	Ashland Crestview	9	13'04.00"
13	Luke Holthaus	Fort Loramie	10	13'08.00"
14	Nate Good	Pitsburg Franklin Monroe	10	13'08.00"
15	Jonathan Landis	Lewisburg Tri-County North	12	13'08.00"
16	**Zaiden Fry '22, '21**	Sycamore Mohawk	12	14'00.00"
17	Braxton Quaintance	Kansas Lakota	10	14'00.00"
18	Andrew Suter	Pandora-Gilboa	11	14'00.00"
19	Nate Buschur	Maria Stein Marion Local	12	15'02.00"



2022 Division III Results

1. Zaiden Fry, Jr., Sycamore Mohawk	J16-00.00
2. Gavin Kemper, Sr., Ft. Loramie	15-08.00
3. Jackson Shellhaas, Sr., Ansonia	15-00.00
4. Connor McCormick, Sr., Columbus Grandview Heights	14-04.00
5. Nate Buscher, Jr., Maria Stein Marion Local	J14-04.00
6. Cole Owens, So., Gibsonburg	J14-04.00
7. Jeremy Watson, Sr., Sugar Grove Berne Union	14-00.00
8. Shawn Bailey, Jr., Ashland Crestview	13-06.00

Division II — Friday, June 2, 2023 — 9:30 A.M.

Competition Heights: 12'6"; 13'0"; 13'6"; 14'0" then 4-inch increments thereafter.

Flight Order	Name	School	Grade	Regional Height
1	Jon Graham	Creston Norwayne	10	12'08.00"
2	Alex Rodriguez	Doylestown Chippewa	10	12'08.00"
3	Carter Smith	South Point	11	13'00.00"
4	Ethan Metz	Gates Mills Hawken	11	13'00.00"
5	Kyle Stoner	St. Clairsville	12	13'04.00"
6	Andrew Huck	Bidwell River Valley	12	13'04.00"
7	Dalton Hesselbart	Pemberville Eastwood	12	13'04.00"
8	Carson Lathrop	Tontogany Otsego	12	13'06.00"
9	AJ Ary	Casstown Miami East	12	13'06.00"
10	Karl Kain	St. Clairsville	12	13'08.00"
11	Zach McCoy	Baltimore Liberty Union	12	13'08.00"
12	Will Rahm	Oak Harbor	12	13'08.00"
13	Curtis Rempe	Cincinnati Hills Christian Academy	10	14'00.00"
14	Cooper Miller	Caledonia River Valley	11	14'00.00"
15	Stefan Kolan	Findlay Liberty-Benton	10	14'00.00"
16	Grant Harrison	New Richmond	10	15'00.00"
17	Dakota Keifer	Tontogany Otsego	12	15'00.00"
18	Brayden Richards	Perry	11	15'06.00"



2022 Division II Results

1. David Adams, Sr., Gnadenhutten Indian Valley	16-02.00
2. Javin Richards, Sr., Perry	15-10.00
3. Blake Sifferlin, Sr., Akron St. Vincent-St. Mary	15-06.00
4. Dakota Keifer, Jr., Tontogany Otsego	15-02.00
5. Brant Marchand, Sr., Navarre Fairless	J15-02.00
6. Brayden Richards, So., Perry	14-10.00
6. Garrett Baker, Sr., Shelby	14-10.00
8. Josh Amheiser, Jr., Casstown Miami East	J14-10.00

Division I — Saturday, June 3, 2023 — 12:00 P.M.

Competition Heights: 13'0"; 13'6"; 14'0"; 14'6"; 15'0" then 4-inch increments thereafter.

Flight Order	Name	School	Grade	Regional Height
1	Harrison Spalding	Austintown-Fitch	11	13'04.00"
2	Nathan Gaspersic	Painesville Riverside	11	13'08.00"
3	Cameron Nightingale	Whitehouse Anthony Wayne	12	13'08.00"
4	Cam Shively	Lewis Center Olentangy Orange	12	13'08.00"
5	Caden McClure	Green	11	14'00.00"
6	Isaac Baltic	Lodi Cloverleaf	11	14'00.00"
7	Roman Alessandro	Medina	12	14'04.00"
8	Godfred Nyafre	Westerville South	12	14'04.00"
9	Henry Hoblitzell	Oxford Talawanda	12	14'04.00"
10	Joseph Hill	Beavercreek	12	14'08.00"
11	Eric Pugh	Huber Heights Wayne	10	14'08.00"
12	Quinn Kroneker	Avon Lake	12	14'08.00"
13	Daniel Edwards	Lancaster	12	14'08.00"
14	Cary Phillipson	Bellbrook	12	15'00.00"
15	Jason Deem	Loveland	11	15'04.00"
16	Garrett Guinther	Sidney	10	15'04.00"
17	Layne Studer	Canton GlenOak	12	15'10.00"
18	Lukas Lang	Lancaster	12	16'02.00"

2022 Division I Results

1. Jack De Francesco, Sr., Hilliard Davidson	15-06.00
2. Layne Studer, Jr., Canton GlenOak	15-02.00
3. Jacob Niedzwiecki, Sr., Toledo Whitmer	14-10.00
4. Lukas Lang, Jr., Lancaster	J14-10.00
4. Jagger Foxx, Jr., Massillon Perry	J14-10.00
6. Isaac Lefeld, Sr., Bellbrook	14-00.00
7. Carson Bauman, Sr., Norwalk	J14-00.00
8. Conner Douglass, Sr., Elida	J14-00.00
8. Hunter Maxey, Jr., Avon	J14-00.00

Bolded name and year indicates a returning state champion in the above event.

Girls Seated Events

Girls Seated State Interscholastic Records

Girls Seated 100 M Race			**Girls Seated 800 M Race**		
Jenna Fesemyer, Ravenna Southeast	6/6/15	20.51	Kaylee Hurley, Greenfield McClain	6/3/17	2:29.80
Girls Seated 400 M Race			**Girls Seated Shot Put**		
Kaylee Hurley, Greenfield McClain	6/3/17	1:10.87	Jenna Fesemyer, Ravenna Southeast	4/25/15	19-06.50

Check the OHSAA Fan Guide for podium and action photos from the track and field state championships at ohsaa.org/Tickets-Fan-Guide.

2022 Seated 100 M Race Results

1. Esther-Faith Henn, So., Grove City	23.01
2. Rachel Steffen, Sr., Cincinnati Mt. Notre Dame	23.20
3. Savannah Nign, Fr., East Liverpool Beaver Local	23.89
4. Jessica Albers, Jr., Ft. Loramie	24.40
5. Milena Sobie, So., Streetsboro	25.37
6. Elena Knowles, Fr., Canton GlenOak	26.62
7. Savannah Kennedy, Sr., Massillon Washington	29.73
8. Riley Hostetler, So., Massillon Washington	30.48

Event 5 Girls 100 Meter Race — **Friday, June 2, 2023 — 5:40 P.M.**

Lane	Name	School	Grade	Time
Heat 1				
2	Riley Hostetler	Massillon Washington	11	30.48
3	Elena Knowles	Canton GlenOak	10	26.36
4	Ahsha DiPietro	Massillon Perry	9	21.30
5	Jessica Albers	Fort Loramie	12	23.36
6	Milena Sobie	Streetsboro	11	24.39
7	Alayna Mendenhall	Massillon Washington	10	32.14
8	Zoe Roll	Beavercreek	10	34.18
Heat 2				
2	Julia Kuba	Marion Elgin	9	31.63
3	Megan Haring	Lexington	10	30.37
4	Juniper Jun McKnight	West Chester Lakota West	9	22.78
5	Esther-Faith Henn	Grove City	11	23.01
6	Savannah Nign	Lisbon Beaver	10	23.89
7	Katy Loughney	Mogadore	9	31.67

2022 Seated 400 M Race Results

1. Rachel Steffen, Sr., Cincinnati Mt. Notre Dame	1:28.14
2. Esther-Faith Henn, So., Grove City	1:32.90
3. Jessica Albers, Jr., Ft. Loramie	1:33.55
4. Elena Knowles, Fr., Canton GlenOak	1:36.06
5. Milena Sobie, So., Streetsboro	1:36.76
6. Savannah Nign, Fr., East Liverpool Beaver Local	1:40.90
7. Megan Haring, Fr., Lexington	2:23.89
8. Savannah Kennedy, Sr., Massillon Washington	2:36.23

Event 13 Girls 400 Meter Race — **Friday, June 2, 2023 — 3:10 P.M.**

Lane	Name	School	Grade	Time
Heat 1				
2	Riley Hostetler	Massillon Washington	11	2:21.35
3	Julia Kuba	Marion Elgin	9	2:01.82
4	Ahsha DiPietro	Massillon Perry	9	1:24.72
5	Juniper Jun McKnight	West Chester Lakota West	9	1:31.44
6	Elena Knowles	Canton GlenOak	10	1:36.06
Heat 2				
2	Alayna Mendenhall	Massillon Washington	10	2:29.09
3	Megan Haring	Lexington	10	2:15.17
4	Milena Sobie	Streetsboro	11	1:28.05
5	Esther-Faith Henn	Grove City	11	1:30.80
6	Jessica Albers	Fort Loramie	12	1:33.55
7	Zoe Roll	Beavercreek	10	2:29.37

2022 Seated 800 M Race Results

1. Rachel Steffen, Sr., Cincinnati Mt. Notre Dame	3:08.94
2. Jessica Albers, Jr., Ft. Loramie	3:16.79
3. Esther-Faith Henn, So., Grove City	3:20.79
4. Elena Knowles, Fr., Canton GlenOak	3:22.02

Event 17 Girls 800 Meter Race — **Friday, June 2, 2023 — 12:10 P.M.**

Lane	Name	School	Grade	Time
Heat 1				
2	Elena Knowles	Canton GlenOak	10	3:22.02
3	Jessica Albers	Fort Loramie	12	3:13.48
4	Esther-Faith Henn	Grove City	11	3:20.79
5	Milena Sobie	Streetsboro	11	3:13.65
6	Ahsha DiPietro	Massillon Perry	9	3:12.70

2022 Seated Shot Put Results

1. Elena Knowles, Fr., Canton GlenOak	16-05.00
2. Jessica Albers, Jr., Ft. Loramie	15-03.50
3. Jadyn Marstella, Sr., Springfield	13-09.75
4. Rachel Steffen, Sr., Cincinnati Mt. Notre Dame	13-04.00
5. Riley Hostetler, So., Massillon Washington	13-01.50
6. Savannah Kennedy, Sr., Massillon Washington	11-10.50
7. Brooke Hopkins, So., Chillicothe Huntington	10-07.75
8. Alayna Mendenhall, Fr., Massillon Washington	9-10.75

Event 31 Girls Shot Put — **Friday, June 2, 2023 — 11:45 A.M.**

Flight Order	Name	School	Grade	Regional Distance
1	Jenna Gallant	Pemberville Eastwood	9	8'06.50"
2	Katy Loughney	Mogadore	9	9'08.00"
3	Alayna Mendenhall	Massillon Washington	10	10'08.00"
4	Mia Janes	Vincent Warren	12	10'10.00"
5	Megan Hoersten	Delphos Jefferson	10	11'00.00"
6	Julia Kuba	Marion Elgin	9	11'07.00"
7	Brooke Hopkins	Chillicothe Huntington	11	11'07.25"
8	Ahsha DiPietro	Massillon Perry	9	12'03.00"
9	Jessica Albers	Fort Loramie	12	15'03.50"
10	Milena Sobie	Streetsboro	11	15'08.00"
11	Riley Hostetler	Massillon Washington	11	15'10.00"
12	Juniper Jun McKnight	West Chester Lakota West	9	16'04.00"
13	**Elena Knowles '22**	Canton GlenOak	10	18'05.00"
14	Abigail LaPole	Massillon Jackson	9	18'09.00"

Bolded name and year indicates a returning state champion in the above event.

Check the OHSAA Fan Guide for podium and action photos from the track and field state championships at ohsaa.org/Tickets-Fan-Guide.

Boys Seated State Interscholastic Records

Boys Seated 100 M Dash			
Jaydon Jenkins, Bloomdale Elmwood	6/3/22	16.62	
Boys Seated 400 M Dash			
Tim Bailey, Galloway Westland	6/7/14	57.75	
Boys Seated 800 M Run			
Jaydon Jenkins, Hamler Patrick Henry	4/17/21	2:00.37	
Boys Seated Shot Put			
Randy McMullen, Kent Roosevelt	4/25/15	25-08.75	

Event 6 Boys 100 Meter Race — Friday, June 2, 2023 — 5:40 P.M.

Lane	Name	School	Grade	Time
Heat 1				
1	Devon Reagan	Windham	10	39.97
2	Cody Croy	West Lafayette Ridgewood	9	24.25
3	Landyn Bomar	Liberty Twp. Lakota East	11	23.34
4	Conner Hunt	Garrettsville Garfield	9	17.90
5	Max Carter	Grafton Midview	12	19.02
6	Tate Ratliff	Franklin Furnace Green	9	22.69
7	Michael Mami	Peninsula Woodridge	9	27.22
8	Eamon Castaldi	Grove City	10	29.44

2022 Seated 100 M Race Results

1. Jaydon Jenkins, Sr., Bloomdale Elmwood	# % @ 16.62
2. Quin Forgrave, Sr., Lewis Center Olentangy	18.51
3. Jamie Stanford, Jr., Cincinnati Madeira	19.15
4. David Rutherford, Jr., Wadsworth	29.77
5. Cody Piver, Sr., Canfield	32.43
6. Devon Reagan, Fr., Windham	41.34

Event 14 Boys 400 Meter Race — Friday, June 2, 2023 — 3:10 P.M.

Lane	Name	School	Grade	Time
Heat 1				
4	Conner Hunt	Garrettsville Garfield	9	1:03.81
5	Max Carter	Grafton Midview	12	1:14.92
6	Tate Ratliff	Franklin Furnace Green	9	1:36.86

2022 Seated 400 M Race Results

1. Jaydon Jenkins, Sr., Bloomdale Elmwood	57.79
2. Jamie Stanford, Jr., Cincinnati Madeira	1:05.32
3. Quin Forgrave, Sr., Lewis Center Olentangy	1:08.90

Event 18 Boys 800 Meter Race — Friday, June 2, 2023 — 12:10 P.M.

Lane	Name	School	Grade	Time
Heat 1				
4	Conner Hunt	Garrettsville Garfield	9	2:17.86

2022 Seated 800 M Race Results

1. Jaydon Jenkins, Sr., Bloomdale Elmwood	2:03.84
2. Jamie Stanford, Jr., Cincinnati Madeira	2:18.87
3. Quin Forgrave, Sr., Lewis Center Olentangy	2:31.34

Event 32 Boys Shot Put — Friday, June 2, 2023 — 11:15 A.M.

Flight Order	Name	School	Grade	Regional Distance
1	Michael Mami	Peninsula Woodridge	9	11'01.25"
2	Max Carter	Grafton Midview	12	12'08.00"
3	Cody Croy	West Lafayette Ridgewood	9	16'03.00"
4	Landyn Bomar	Liberty Twp. Lakota East	11	17'04.00"

2022 Seated Shot Put Results

1. Jaydon Jenkins, Sr., Bloomdale Elmwood	21-04.25
2. Caiden Hooks, Sr., Delaware Olentangy Berlin	20-07.25
3. Jamie Stanford, Jr., Cincinnati Madeira	18-08.00
4. Cody Piver, Sr., Canfield	8-09.00

Bolded name and year indicates a returning state champion in the above event.

AMERICA'S SOURCE FOR HIGH SCHOOL SPORTS.

MAXPREPS

DOWNLOAD THE FREE MAXPREPS APP

View, enter + edit your team's info all in one place.

Download on the App Store

GET IT ON Google Play

OHSAA

MaxPreps is the Official Source of Scores & Stats of the OHSAA.

MENTAL PERFORMANCE COACHING PROGRAM

WHAT IS MENTAL PERFORMANCE COACHING?

Mental Performance Coaching helps athletes understand how their mind influences performance and how to apply mental strategies to help perform their best in competition. Mental Performance Coaching helps athletes perform with confidence, concentration/focus and composure in competition. Mental coaching also helps athletes uncover faulty thinking and beliefs that interfere with peak performance. It also helps athletes improve practice efficiency and focus. You'll learn how to mentally prepare for competition and take your practice game to competition successfully. The goal is to improve performance by learning how to have proactive confidence and trust in your skills.

HOW CAN I BENEFIT FROM MENTAL PERFORMANCE COACHING?

You can benefit from mental coaching when you know you perform better in practice compared to competition. In addition, mental coaching can help if you:

- Perform inconsistently in competition.
- Lost self-confidence or are in a slump.
- Become distracted easily.
- Get upset easily after mistakes.
- Feel tight or anxious in competition.
- Can't have fun or enjoy sports.
- Can't take your skills to competition.
- Perform safe or tentatively.
- Have a fear of making mistakes.
- Worry too much about what others think.

PROGRAM OFFERINGS:

1. *One-on-One Mental Performance Coaching Sessions*
2. *Sport Specific Mental Performance Coaching Clinics (Lacrosse, Track, Gymnastics)*
3. *Team Mental Performance Coaching Sessions*

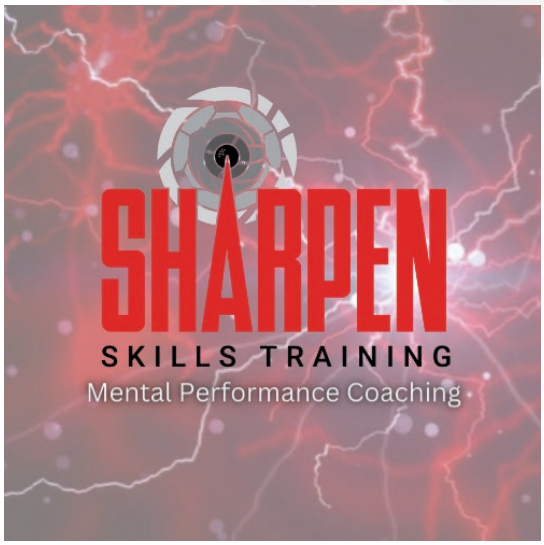

SHARPEN SKILLS TRAINING
Ambrose Crossing • 978 Pearl Road, Suite 203 • Brunswick, OH
SHARPENSKILLSTRAINING.COM (330) 275-3540

The family of Indus Hotels is proud to sponsor the OHSAA Championships. Visit one of our hotels located close to all Championship venues. All within a short distance our staff wish you all the best in your quest for excellence.

For reservations, call your preferred hotel.

Downtown – Arena District

Canopy Columbus Downtown | Short North
(614) 223-1400
Columbusdowntownshortnorth.canopybyhilton.com

Hampton Inn and Suites
(614) 559-2000
columbusdowntownsuites.hamptoninn.com

The Ohio State University Area

Aloft Columbus University District
614-294-7500
aloftcolumbus.com

Hampton Inn and Suites
(614) 268-8700
columbusuniversityareasuites.hamptoninn.com

Hilton Garden Inn
(614) 263-7200
columbusuniversityarea.stayhgi.com

Airport – Easton Area

Hampton Inn
(614) 235-0717
columbusairport.hamptoninn.com

Hilton Garden Inn
(614) 231-2869
columbusairport.stayhgi.com

Hilliard

Hampton Inn and Suites
(614) 334-1800
columbushilliardsuites.hamptoninn.com

Newark

Doubletree by Hilton
(740) 322-6455
newarkohio.doubletree.com

Indus HOTELS

aloft A VISION OF W HOTELS · DOUBLETREE BY HILTON · HOME2 SUITES BY HILTON · canopy BY HILTON · Hilton Garden Inn · Hampton Inn & Suites · tru BY HILTON · EMBASSY SUITES HOTELS

2023 Boys Participants By School

DIVISION I

Akron Archbishop Hoban	
Logan Vowles 12	HJ
Akron Garfield	
Markeise Smith 11	HJ
Akron St. Vincent-St. Mary	
Makhi Pritchett 10	400
Alliance	
Carter Lewis 12	SP
Brendan Zurbrugg 11	300H
Amherst Steele	
Luke Bowlsby 11	1600
Evan Draga 12	4x400R
Sean McQuate 12	4x400R
Ty Perez 11	3200
Devin Ramirez 11	4x400R
Kayden Tackett 12	4x400R
Austintown-Fitch	
Jayden Eley 12	4x100R
Dan Evans 11	4x100R
Gianni Maley 12	4x100R
Harrison Spalding 11	PV
Nick Tibolla 12	110H 4x100R
Avon	
Daniel Colburn 12	4x100R
Jack Farney 12	4x400R
Luke Hamilton 11	DT SP
Cole Kepner 10	4x200R 4x100R
Drew Lindsay 12	4x200R 300H 4x400R
Tommy Ptacek 12	4x200R 4x100R 4x400R
Jakob Weatherspoon 9	4x200R 4x100R 400 4x400R
Avon Lake	
Quinn Kroneker 12	PV
Braeden Quigley 12	DT SP
Beavercreek	
Malachi Chapman 12	4x400R
Kaden Ellerbe 10	400 4x400R
Liam Gluck 11	300H 4x400R
Joseph Hill 12	PV
Ben Watson 10	4x400R
Bedford	
Daren Morrow 10	300H
Bellbrook	
Cary Phillipson 12	PV
Berea-Midpark	
Delton Wright 11	HJ
Boardman	
Tyler Cherne 12	DT
Logan Thompson 12	300H
Brunswick	
Landen Case 11	4x100R
Chris Johnson 11	4x200R 4x100R
Ryder Kern 9	4x100R
Joseph Peterson 12	4x200R
Armel Robinson 11	4x200R 4x100R
Jimmy Toomey 12	4x200R
Canal Winchester	
Isaiah Coleman 12	LJ
Davonte Courtney 12	SP
Canton GlenOak	
Skylan King 10	LJ
Wesley Marsden 11	4x800R
Braedon Paolini 11	4x800R
Tommy Rice 12	4x800R 1600 3200
Layne Studer 12	PV
Tesfaye Young 12	4x800R
Carroll Bloom-Carroll	
Dylan Chittum 12	DT SP
Celina	
Kaden Murlin 11	SP
Centerville	
Sopuluchi Anosike 11	110H HJ
Eric Bucher 11	4x800R
Chase Chapman 11	4x800R
Daniel Emmert 10	4x800R 1600
Cameron Gay 12	DT SP
Lucas Melzer 11	4x800R
Chardon	
Karl Dietz 11	400
Cincinnati Archbishop Moeller	
Tennel Bryant 12	100 4x200R
Lamont Cox 12	4x200R 4x400R
Karson Hobbs 11	4x200R
Josiah Love 12	4x400R HJ
Micah Rice 10	4x200R 400 4x400R
Drew Robinson 11	4x400R
Cincinnati La Salle	
Koy Beasley 11	100 4x100R 200
Tyrone Brown 10	4x100R
Timiko Jackson 12	4x100R
BJ Ross 12	4x100R
Cincinnati Northwest	
Malachi Snow 12	110H 300H
Izaki Wampeti 10	LJ
Cincinnati Princeton	
Jared Farley 10	4x400R
Jordan Houston 11	4x400R
Dorian Williams 11	200 4x400R
Treyvon Williams 12	4x400R
Cincinnati St. Xavier	
Alexander Garay 12	4x800R 4x400R
Aj Graf 12	4x800R 800 4x400R
Wyatt Houchens 12	3200
Dominic Jackson 11	4x400R
Jack Nesbit 10	4x800R
Gavin Orth 12	300H
Gavin Pelzel 11	4x400R
Evan Trapp 11	4x800R 3200
Cincinnati Sycamore	
Mannie Arbabi 12	DT SP
Cincinnati Withrow	
Terhyon Nichols 11	100
Cleveland Heights	
Jay'vier Kerr 9	4x200R 4x400R
GioVaughni Lacy 12	4x200R 4x400R
Henry Perrymond 9	4x200R 4x400R
Kaden Whitt 12	4x200R 4x400R
Cleveland St. Ignatius	
Jackson Bennett 10	4x100R
Samurai Chung 11	4x400R
John Corrigan 12	4x800R
Christian Cupp 12	4x400R LJ
Ronan Donnelly 10	4x800R
Nicholas Hille 12	4x100R
Ryan Kennedy 12	4x400R
Shane Morrison 12	4x100R 200
Evan Richter 10	4x800R
Benjamin Showman 12	4x400R
Bob Starck 12	300H
Brandon Webster 12	4x100R
Aidan Zielinski-Mendez 11	4x800R
Columbus Beechcroft	
Jesufewa Adediran 12	4x200R
Jayden Douglas 12	110H 4x200R 300H
Joel Owusu 12	4x200R
Tyrell Russell 10	4x200R
Columbus Bishop Watterson	
Mason Bermudez 12	4x400R
Mark Biagi 11	4x400R
Henry Monnin 11	4x400R
Seven Scott 12	4x400R
Columbus Franklin Heights	
Richmond Honkpo 12	LJ
Columbus Hamilton Township	
Nadir Langston 11	110H
Matthew Noel 12	HJ
Jalen Townsend 12	LJ
Columbus Independence	
Antonio Harris 12	4x100R
Zacharias Johnson 12	4x200R 4x100R
A.J. Jordan 12	100 4x200R 4x100R 200
Anthony Townsend 10	4x200R
Antonio Weaver 10	4x200R 4x100R
Columbus Northland	
Mekhi Kilburn 12	100
Copley	
Trevin Jordan 11	SP
Delaware Olentangy Berlin	
Cooper Citro 12	800
Jude Elkins 12	110H
Miles King 9	300H
Dover	
Isaac Blickensderfer 10	110H
Dublin Coffman	
William McGraw 12	1600
Dublin Jerome	
Charles Guerrera 10	4x800R 3200
Peter Hollern 12	400
Ethan Ishida 9	4x800R
Josh Razor 12	4x800R 1600
Sam Ricchiuti 11	4x800R 3200
Dublin Scioto	
Weston Day 11	3200
Elyria	
Mateo Medina 11	100 200
Euclid	
Rich Buchannon 12	4x100R
Jordan Edwards 12	4x100R
Lamonte Hamelin 11	100 4x100R
Jamal Jefferson 11	4x100R
Fairfield	
Isaiah Glover 12	4x200R 4x100R
Xavier Isaacs 12	4x200R 4x100R
Jordan Jackson 12	4x200R 4x100R
Rayzier Jones 11	4x200R 4x100R
Franklin	
Liam Acevedo 11	100 400 200
Gahanna Lincoln	
Maxwell Cummings 12	100 4x200R
Griffin Flusche 12	DT
Thomas Newby 12	4x200R 4x400R
Andrew Pizzico 12	4x200R 4x100R
Brayden Sanders 12	4x400R
Makai Shahid 12	4x100R
Jason Smith 10	4x100R
Ty Staples 12	4x400R
Owen Towler 10	800 4x400R
Romearo Wells 12	4x200R 300H LJ
Sontino Williams II 11	4x100R
Geneva	
Connor Boland 12	100 400 200
Grafton Midview	
Ryan Runser 12	HJ LJ
Green	
Caden McClure 11	PV
Spiro Papas 12	3200
Theo Papas 12	1600 3200
Grove City Central Crossing	
Jamal Laws 11	HJ
Groveport-Madison	
Thomas Andrews 12	4x100R
Sean Callahan 12	100 4x100R 200
Raishad King 10	4x100R
Mike Robinson 12	4x100R
Harrison	
Josh Basich 11	SP
Jayden Thompson 11	800
Hilliard Davidson	
Connor Ackley 12	1600 3200
Huber Heights Wayne	
Destined Ard 12	4x100R
Key'Shawn Garrett 9	4x100R
Jahi McDonald 12	HJ
Eric Pugh 10	PV

2023 Boys Participants By School

Charles Jackson Solomon 12	4x100R
Sean Westmoreland 10	4x100R
Hudson	
Akito Gogusoglu 12	4x400R
Noble Jones 11	4x400R
Colin LeVan 12	800 4x400R
Benjamin Shabino 11	DT
Blake Toth 12	DT SP
Tyler Travis 12	4x400R
Hunting Valley University School	
Brian Kellon 12	HJ
Kettering Fairmont	
Logan Wilkins 10	110H
Lakewood	
Charles Payne 11	3200
Lakewood St. Edward	
Michael Bissler 12	100
Lancaster	
Daniel Edwards 12	PV
Lukas Lang 12	PV
Trevor Lanoy 12	4x800R
Zane Schorr 11	4x800R
Wes Taylor 11	4x800R
Colton Thress 12	4x800R 800
Lebanon	
Calvin Kilgallon 11	800
Lewis Center Olentangy	
Hugh Jacobsmeyer 11	4x800R 800
Parker Reed 11	4x800R
Jason Rettinger 11	4x800R
Tommy Richards 12	4x800R
Lewis Center Olentangy Orange	
Carter Giacomelli 12	4x800R
Colin McCloskey 12	4x800R
Zach McDowell 12	SP
Nick Robinson 11	100 200
Saketh Rudraraju 11	4x800R 3200
Matthew Schroff 10	4x800R
Cam Shively 12	PV
Lexington	
Crago Camden 12	4x400R
Newman Carter 11	4x400R
Hughes Latrell 9	400 4x400R
Perkins Will 10	4x400R
Liberty Twp. Lakota East	
J.D. Leverette 12	400
Lima Senior	
Zion Jackson 12	110H
Lima Shawnee	
Akyus Richardson 10	SP
Lodi Cloverleaf	
Isaac Baltic 11	PV
Vova Herdman 12	800
Loveland	
Jason Deem 11	PV
Cayden Dyer 12	1600 800
Tyler Schwinn 9	HJ
Lyndhurst Brush	
Tyrell Cloud 11	110H 300H
James Darby 12	HJ
Mansfield Senior	
Keontez Bradley 12	200
Aaron Thornton 12	300H
Maple Heights	
Malachi Collier 12	110H LJ
Mason	
Charlie Cooper 12	4x800R
Max Liao 11	4x800R
Brendan Roe 11	4x800R
Isaac Schachleiter 12	4x800R
Aaron Spears 12	DT
Massillon Jackson	
John Hall 12	LJ
Eli Ilg 10	4x800R 3200
Sean McNulty 10	4x800R
William Prato 11	4x800R
Elliot Zuckett 11	4x800R
Massillon Perry	
Carson Basham 11	4x200R 200
Joel Brown 12	HJ LJ
Hunter Collins 12	4x200R
Bryce Davis 12	4x200R
Garrett Laubacher 12	110H 4x200R
Connor Reed 11	1600
Massillon Washington	
Ardell Banks 12	4x100R
Jacques Carter 9	4x100R
Mason Filler 11	4x100R
TaShaun Smith 11	4x100R
Mayfield	
Nick Biega 12	100 4x200R 200
Luis De La Rosa 12	4x200R
Ty Jackson 11	4x200R
Jake Watson 12	4x200R
Medina	
Roman Alessandro 12	PV
Darnell Davis 10	4x100R
Dillon Hach 12	4x800R
Tallen Hulvey 10	4x200R 4x100R
Austin Knowles 11	LJ
Evan Kotick 10	4x800R
Santino Ramos 12	4x800R 800
Aedyn Ruiz 10	4x200R 4x100R
Jake Sebaugh 11	4x800R 3200
Garrett Shook 10	110H
Daniel Toth 12	4x200R
John Wojciak 11	4x200R 4x100R
Medina Highland	
Elijah Hadler 12	3200
Ty Sgambati 10	800
Mentor	
Billy Dennison 10	4x800R
Timmy Hordinski 12	4x800R
Matthew Penkowski 9	4x800R
Michael Petrovic 12	4x800R
Miamisburg	
Allen Cardenas 10	4x800R
Kasem Kaheal 10	4x800R
Innocent Ntwali 12	4x800R 3200
Aaron Schwieterman 12	4x800R 1600
Milford	
Charlie Vause 10	1600
Morrow Little Miami	
Jayden Wayne 12	LJ
New Albany	
Lleyton Axline 12	1600
Josh Richardson 12	HJ
New Philadelphia	
Tyson Autry 11	4x400R
Trevor Bean 12	4x400R
Elliot Brady 11	4x400R
Preston Rieger 11	800 4x400R
Newark	
Isaiah Potter 12	300H
North Canton Hoover	
Noah Johnson 12	1600 800
Norwalk	
Benjamin Rothhaar 10	400
Olmsted Falls	
Cole Sigan 12	100
Oxford Talawanda	
Henry Hoblitzell 12	PV
Painesville Riverside	
Nathan Gaspersic 11	PV
Parma Padua Franciscan	
Christopher Vance 12	DT SP
Pataskala Licking Heights	
Alex Amartey 10	DT
Samolu Cooper 9	4x100R
Kellen Fields 12	300H
DJ Fillmore 12	4x100R 200 LJ
Jalynn Fillmore 10	4x100R
Similoluwa Jaf-Ogunlayi 10	4x100R
Pickerington Central	
Micah Coates 11	4x200R
Isaiah Jackson 12	4x400R
Robert Keuchler 12	DT
Troy Lane 12	100 200
Joseph Lindsey Jr 12	400 4x400R
Zavion Mattox 12	4x200R 4x400R
Xavier McCoy 10	4x200R 200
Ethan Pinkins 12	4x400R
Juell Scott 10	4x200R
Pickerington North	
Preston Bowman 10	4x200R
Aidan Eberhardt 12	800 4x400R
Ryan Isinki 11	4x400R
Keegan Matheny 12	4x200R
Richard Simpson 10	4x200R 400 4x400R
Malachi Taylor 9	4x200R
Caden Watts 12	4x400R
Powell Olentangy Liberty	
Jaxson Eckert 12	4x800R 800
Aadi Joshi 10	4x800R
Noah Miller 11	4x800R
Jacob Rygielski 12	4x800R
Rocky River	
Majid Abuaun 12	4x800R 800
Guillaume Carroll 12	4x800R
Henry Lange 10	4x800R
Grant Preto 11	4x800R
Shaker Heights	
Jayvion Cunningham 12	200
Sidney	
Garrett Guinther 10	PV
Solon	
Jaelin Apple 12	4x100R
Jack Behm 12	4x800R 4x400R
Eric Del Torto 10	4x200R 4x100R
Matt Headen 12	4x800R 4x400R
Blake Hoegler 12	SP
James Howell 12	4x800R 1600 4x400R
Charles Kasper 12	4x800R
Joel Kpassou 12	100 4x200R 4x100R
Brian McQuaide 11	4x200R 4x100R
Donovan Smith 11	4x200R 4x400R
Springboro	
Ryan Johnson 12	DT SP
Springfield	
Tyron Barnes 12	4x100R
Da'Shawn Martin 11	4x200R 4x100R LJ
Jay Mckinster 12	DT SP
Tyrone Myers 11	4x200R
Jayvin Norman 11	4x100R
Aaron Scott 11	4x200R 4x100R
Shawn Thigpen 12	4x200R
Stow-Munroe Falls	
Brian Turner 12	400
Strongsville	
Mason Birch 12	HJ
Sylvania Southview	
Logan Howe 11	110H 300H
Akil Jones Jr 12	4x100R
Jordan King 11	4x100R
Emite Lamb 11	4x100R
William Mayzes 10	4x100R
Ben Tucker 11	1600
Tallmadge	
Jared Newenhisen 11	800
Tipp City Tippecanoe	
Stanley Clyne 12	LJ
Landon Kimmel 9	3200
Toledo St. Francis de Sales	
Sam Arquette 10	4x800R
Ethan Cope 11	4x800R 1600

Jameson Heck 10	4x800R
Keyan Holston 12	DT
Kale Seymour 10	4x800R
Toledo St. John's Jesuit	
Tre Green 12	4x200R 4x400R
Caleb Kelly 10	100 4x200R 200 4x400R
Trey Miller 12	LJ
Caleb Root 10	4x400R
Joseph Taylor 11	4x200R 400 4x400R
Justyn Toler 12	4x200R
Toledo Whitmer	
Ty Allen 12	110H 300H
Trenton Edgewood	
Jacob Crowthers 12	300H
Troy	
Devon Strobel 11	DT
Vandalia Butler	
Jordan Gross 10	200
Wadsworth	
Drew Jones 11	HJ
Warren G. Harding	
Chandler Jackson 11	4x100R
JaVontae Jones 11	4x100R
Donovan Salero-McCoy 10	4x100R
Antonio Smith 11	4x100R
Warren Howland	
Connor Durig 12	HJ
West Carrollton	
Aret Kadiri 12	110H
West Chester Lakota West	
Sam Afari 10	4x200R
Keenan Moore 10	4x200R
Joel Nimoh 10	4x200R
Jeffrey Nyangy 10	4x200R
Westerville Central	
Favour Akih 9	4x200R 4x400R
Marcus Gordon Jr. 12	110H
Jaystin Gwinn 10	HJ
Elijah Harris 9	HJ
Cullen Hronek 12	4x200R 400 4x400R
Brady Kerrigan 12	4x400R
Brandon Michel 12	4x200R
Nolan Piper 12	SP
Robert Young 9	4x200R 400 4x400R
Westerville North	
William Baumann 10	110H LJ
Andrew Bracken 12	4x800R
Michael Dellasanta 11	4x800R
Ben Gabelman 11	4x800R 1600
Gabriel Wise 10	4x800R
Westerville South	
Godfred Nyafre 12	PV
Whitehall-Yearling	
Andre Jackson 11	400
Whitehouse Anthony Wayne	
Connor Long 11	1600
Cameron Nightingale 12	PV
Wooster	
Michael Howman-Williams 12	DT
Worthington Kilbourne	
Ryan Smith 11	3200

Number of Athletes: 384
Number of Schools Represented: 125

DIVISION II

Akron Buchtel	
JaeSon Anderson 11	4x200R 4x100R
Damien Johnson Jr. 11	4x100R
Zyaire Lewis 11	4x200R 4x100R
Qi Marreon Marks 11	4x200R
Tajh Poole 12	4x200R 4x100R
Akron Coventry	
Lamar Taylor 9	LJ
Alliance Marlington	
Cohen Boyce 12	4x800R
Colin Cernansky 11	4x800R 1600
Nash Minor 12	3200
Michael Nicholls 11	4x800R 3200
Luke Ryan 10	4x800R
Baltimore Liberty Union	
Caleb Hague 10	110H
Teddy Jencson 12	1600
Zach McCoy 12	PV
Barnesville	
Julian Becerra 12	4x800R 4x400R
Logan Dodd 12	4x800R 4x400R
CJ Hannahs 12	4x400R
Conner Starr 10	4x800R
Connor Warrington 12	4x800R 4x400R
Batavia	
David Flandermeyer 10	800
Marcus Hughbanks 9	110H 300H
Batavia Clermont Northeastern	
CJ Boothby 12	LJ
Bay Village Bay	
Michael Hanselman 10	3200
Jace Knapp 11	4x100R
Liam O'Leary 11	4x100R
Jayden Perrine 9	4x100R
Charles Rice 11	4x100R
Beachwood	
Vincent Crenshaw 12	4x400R
Braylen Eaton 12	4x400R
Sherman Max Page 12	4x400R
David Steckner 12	4x400R
Bellefontaine	
Sullivan Ashcraft 12	SP
Haiden Manns 11	SP
Tony Stewart 11	3200
Bellville Clear Fork	
Joe Stupka 11	100 400 200
Belmont Union Local	
Johnny Sabinski 11	DT SP
Bexley	
Holden Gohs 10	4x800R 1600
Dylan Horn 10	4x800R
Mason Louis 12	400 200
Solomon McDow 11	4x800R 1600
Benjamin Montgomery 10	4x800R
Bidwell River Valley	
Andrew Huck 12	PV
Blanchester	
Gabriel Staehling 12	DT
Bloomdale Elmwood	
Jackson Childress 12	DT SP
Micah Oliver 11	HJ
Brookville	
Walt Adams 10	4x200R 4x100R
Kory Davis 11	110H 4x200R 4x100R
Tim Davis 12	4x200R 4x100R 300H
Coy Hyre 10	100 200
Alex Kidwell 11	4x100R
Keegan Mehr 11	4x200R
Byesville Meadowbrook	
Ethan Furbee 12	HJ
Caledonia River Valley	
Grant Butler 12	HJ
Ethan Lyon 11	DT SP
Cooper Miller 11	PV
Cambridge	
Xander Caldwell 12	4x200R
Eli Edwards 11	4x200R
Owen Feldner 12	4x200R
Reed Johnson 11	4x200R
Canfield South Range	
Logan Butcher 11	4x400R
Ayden Leon 12	4x400R
Hudson Moorefield 11	4x400R
Gaven Nagy 10	4x400R
Canton South	
Xavier Williams 12	HJ
Carrollton	
Nathan Baker 12	200
Brock Smith 12	LJ
Casstown Miami East	
AJ Ary 12	PV
Dylan Barnes 12	4x400R
Clark Bennett 12	4x400R
Drake Bennett 11	4x400R
Gabe Carhcart 10	4x400R
Chardon Notre Dame-Cathedral Latin	
Brian Bates 12	800 4x400R
Rob Bonchak 9	4x400R
Javon King 12	4x400R
Finn Matheney 12	4x400R
Chesapeake	
Cameron Burgess 10	110H 300H
Chesterland West Geauga	
Grant Congdon 12	4x800R
Matthew Dienes 11	4x800R
Daniel Kearns 12	4x800R 3200
Christopher Whiting 12	4x800R
Chillicothe Unioto	
Ashton Beverly 12	4x800R 800 4x400R
Kyan Clark 12	4x400R
Maddox Fox 12	300H 4x400R
Caden Larue 11	4x800R
J.J LaRue 12	4x800R 4x400R
Turner Markko 12	4x800R
Chillicothe Zane Trace	
Spencer Brower 11	SP
Charley Clyne 11	400
Nalin Robinson 12	DT
Wyatt Vick 11	800
Cincinnati Archbishop McNicholas	
Peter Carroll 12	4x400R
Nicholas Geiser 10	4x400R
Ian Wolfram 11	4x400R
Carson Young 11	4x400R
Cincinnati Clark Montessori	
Daven Gibson 12	HJ
Cincinnati Finneytown	
Travis Edwards 12	4x200R
Davae Huntley 9	4x200R
Andrew Imhulse 12	4x200R
Malik Williams 12	4x200R
Cincinnati Hills Christian Academy	
Curtis Rempe 10	PV
Cincinnati Indian Hill	
Jack Gerber 10	4x400R
Dawson Muncy 11	4x400R
John Podojil 11	100 400 4x400R
Miles Taylor 11	800 4x400R
Cincinnati Mariemont	
Bennett Turan 12	3200
Cincinnati Taft	
Marcus Hawkins 9	200
Cincinnati Woodward	
Ferrell Donte 11	LJ
Cincinnati Wyoming	
Nico Arraje 12	1600
Clarksville Clinton-Massie	
Jude Leahy 11	HJ
Cale Wilson 10	400
Cleveland Benedictine	
Elijah Drake 12	4x200R
Thomas Maloney 11	4x200R
Keion Mayberry 11	4x200R 400
Teairon Powell 11	4x200R
Cleveland Glenville	
Malik Davis 12	4x200R 400 4x400R
Jermaine Foster 12	HJ
Micquan Gravely 11	100 4x200R 4x100R

Milique Herron 12	200
Jordin Johnson 9	4x100R
Isaiah McCallum 10	4x400R
Jacob Rice 12	4x400R
Jamari Townsend 10	4x200R 4x100R 4x400R
Bryce West 11	100 4x200R 4x100R 200
Cleveland Villa Angela-St. Joseph	
Lamar Jackson 10	200
Columbus Eastmoor Academy	
Javon Colvin 11	4x100R
Donovan Delph 9	4x100R LJ
Dallas Hodge 12	DT SP
Jeremiah Johnson 10	4x100R
Tderyan Lewis 11	4x100R
Columbus Marion-Franklin	
Dawayne Galloway 10	100 200
Creston Norwayne	
Jon Graham 10	PV
Brandt Morlock 10	SP
Dillon Morlock 11	DT SP
Cuyahoga Falls CVCA	
Ty Bova 11	4x200R 300H
Jack Curtis 12	4x800R
RJ Jackson 12	4x200R
Gavin Johnson 11	4x800R
Harrison Kaselak 11	4x200R
Joey Kopec 9	4x200R
Noah Mammone 10	4x800R
Leo Smith 12	4x800R
Dayton Carroll	
Logan Arnold 11	4x800R 1600
Sammy Deep 12	LJ
Christopher Ruetschle 12	4x800R
Neil Tivakaran 11	4x800R
Seth Tivakaran 12	4x800R 800
Dayton Chaminade Julienne	
Diallo Forest 12	4x100R
Dereon Howard 9	4x100R
Aiden Lowery 10	4x100R
Tayonne Turner 10	4x100R
Jeff Wall 12	LJ
Dayton Dunbar	
Keshaun Golden 12	300H
Dai'Vontay Young 11	110H 100
Defiance	
Heaven Dalton 10	HJ
Delaware Buckeye Valley	
Mathew Hall 11	4x400R
Philip Haney 12	4x400R
Samuel Jones 12	400 4x400R
Andrew Suchland 11	4x400R
Delta	
Eli Mora 11	300H
Ronnie Wyse 11	110H
Doylestown Chippewa	
Alex Rodriguez 10	PV
East Liverpool	
Quintin Conrad 10	4x400R
Julius Jones 10	4x400R
Maddox Roach 9	4x400R
Gavin Wright 10	4x400R
Elida	
DeJuan Jones 12	DT SP
Fairview Park Fairview	
Tyson Crandall 11	4x800R 800
Owen Darnell 11	4x800R
Ryan Hinojosa 11	4x800R
Ben Myers 12	4x800R 1600
Findlay Liberty-Benton	
Cason Doolittle 12	110H 400
Stefan Kolan 10	PV
Owen Wilkins 11	110H 300H
Fostoria	
Gavin Miller 11	HJ
Galion	
Jacob Chambers 9	4x100R
Jack Hart 12	4x100R
Gabe Ivy 11	4x100R
Zach Sallee 9	4x100R
Linkon Tyrrell 11	110H
Garrettsville Garfield	
Jesse Grace 12	DT SP
Gates Mills Gilmour Academy	
Brayden Green 11	LJ
Gates Mills Hawken	
Christian Anderson 12	4x100R
Parker Carrus 11	3200
Vlad Estrin 12	4x100R
Nick Garcia-Whitko 11	1600
Dominic Johnson 12	4x100R
Jordan Johnson 10	4x100R
Ethan Metz 11	PV
Germantown Valley View	
Aiden Clendenin 11	1600 4x400R
Brayden Lynch 12	4x400R
Anthony Valenti 9	4x400R
Austin Valenti 12	4x400R
Girard	
Anthony Bengala 11	4x100R
Nic Bengala 12	110H 4x100R 300H
Domenico Simone 11	4x100R
Stephen Sims 10	4x100R
Gnadenhutten Indian Valley	
Xander Heil 12	1600
Gavin Henry 12	100 4x100R
Grady Kinsey 9	4x100R
Benaiah Klaserner 12	4x100R
Kolton Thomas 11	110H 4x100R
Hamilton Badin	
Nicholas Dunn 11	1600
Heath	
Tucker See 11	3200
Huron	
Jackson Campbell 12	4x400R
Andrew Delaney 11	4x200R
Beau Harkelroad 11	110H 4x200R 300H 4x400R
Tyler Kohlmann 12	800 4x400R
Conner Schaeffer 12	4x200R 200 4x400R
Joseph Schaeffer 9	4x200R
Jamestown Greeneview	
Landon Erisman 9	4x800R
Archer Holston 9	4x800R
Josiah Knoerr 10	4x800R
Noah Sylvester 12	4x800R
Kenton	
Parker Rarey 12	DT
LaGrange Keystone	
Alex Nagle 12	4x400R
Logan Nagle 10	4x400R
Ryne Shackelford 12	100 4x400R LJ
Zach Shackelford 10	4x400R
Lancaster Fairfield Union	
Nathan Phillips 10	1600
Marcus Runkle 12	3200
Andrew Walton 10	3200
London	
Hunter Canney 11	HJ
Cameron Carn 9	800
Magnolia Sandy Valley	
Jason Morris 11	HJ
Mansfield Ontario	
Miles Meisse 12	1600
Mantua Crestwood	
Hunter Yoder 12	HJ
Mentor Lake Catholic	
T.J. Gibbons 12	HJ
Metamora Evergreen	
Riley Dunbar 11	LJ
Middletown Bishop Fenwick	
DJ Brown 12	HJ
Milan Edison	
Trayvon Williams 11	100 LJ
Millersburg West Holmes	
Kyle Maltarich 11	HJ
Minerva	
Garrett Ault 12	300H
Ryan Cassidy 10	4x800R
Rowen Hoffee 9	4x800R 1600
Grasyn Rettig 10	4x800R
Mason Steele 11	4x800R
Minford	
Peyton Caudill 9	200
Luke Rader 12	LJ
Napoleon	
Hayes Bingham 11	4x200R 4x100R
Brett Bostelman 12	4x200R 4x100R
Hayden Gerken 9	4x100R
Masen Switzer 12	4x200R 4x100R 200
Landin Wiechers 11	4x200R 400
Navarre Fairless	
Brody Pumneo 12	800
New Concord John Glenn	
Cash Smith 11	110H
New Richmond	
Grant Harrison 10	PV
Newark Licking Valley	
Trevor Croak 11	SP
Oak Harbor	
Wyatt Augsburger 9	300H 4x400R
Garry Brooks 10	4x200R
Hayden Buhro 12	100 4x200R 200
Evan Hall 11	SP
Owen Miller 12	4x200R 400 4x400R
Blake Nickel 9	4x400R
Judson Overmyer 12	4x200R 4x400R
Will Rahm 12	PV
Orrville	
Talon Beichler 10	SP
Calvin Speicher 12	110H 300H
Ottawa-Glandorf	
Isaac Macke 11	4x800R
Ethan Metzger 10	4x800R
Ty Rosengarten 10	4x800R 3200
Masen Vogt 10	4x800R
Parma Heights Holy Name	
Jeffrey Jemison 11	400
Pemberville Eastwood	
Bryce DeFalco 12	LJ
Dalton Hesselbart 12	PV
Peninsula Woodridge	
Robbie Champa 12	4x800R 800
Alex Cooper 12	4x200R 4x100R HJ
Taneil Gaddis 11	4x200R 4x100R
Johnny Howard 11	110H
Caiden Jansen 11	4x800R
Oliver Mayer 12	DT
Jack Novak 11	4x200R 4x100R
Seth Singer 12	4x800R 1600 3200
Sam Su 11	4x800R 1600
Taysear Williams-Clay 11	100 4x200R 4x100R
Pepper Pike Orange	
Dominic Anekwe 11	4x400R
Cam Evans 11	4x400R
Brian Gent 12	1600 800 4x400R
Vincent Ononogbo 10	4x400R
Perry	
Brayden Richards 11	300H PV
Piketon	
Alan Austin 12	DT SP
Plain City Jonathan Alder	
Luke Goode 11	4x800R 800
Greg Nussbaum 10	4x800R
Matthew Perkey 12	4x800R

Brady Tremayne 11	4x800R 3200
Pomeroy Meigs	
Braylon Harrison 11	HJ LJ
Portsmouth	
Charles Putnam 11	3200
Ravenna	
Pavel Henderson 12	110H
Rayland Buckeye Local	
Cai Mckeever 12	400
Richwood North Union	
Drue Duncan 12	SP
Salem	
Ryan Kamperman 12	DT
Will Madison 11	800
Sandusky Perkins	
Braylon Collier 10	4x200R 4x100R
Garrett Corso 9	4x800R
Colin Ellis 12	4x800R 800 4x400R
Lamar Everett 12	4x100R
Ty Klepper 12	4x800R 4x400R
Noah Normington-Slay 11	4x800R
Jon Normington-Slay 12	4x200R 4x100R 4x400R
Owen Stewart 10	4x200R 300H 4x400R
Michael Young 10	100 4x200R 4x100R
Sheffield Brookside	
Lincoln Barnhart 11	LJ
Shelby	
Luke Dininger 12	4x800R
Huck Finnegan 12	4x800R 3200
Marshall Moore	4x800R
Indy Mayer 11	4x800R
Smithville	
Josh Davis 12	HJ
South Point	
Joey Bloebaum 11	4x200R 4x100R 200
Deshaun Garred 11	4x100R
Davin Heckard 11	4x200R 4x100R
Kane LeBlanc 11	100 4x200R 4x100R
Carter Smith 11	PV
Derrick Taylor 10	DT
Elijah Wilburn 11	4x200R
Spencerville	
Lanny Oakman 12	3200
Springfield Northeastern	
Brady Gilliam 12	DT
Springfield Shawnee	
Logan Collier 10	400
Darian Dixon 11	DT SP
Leroy Page 11	LJ
St. Clairsville	
Dino Burk 10	4x100R
Karl Kain 12	PV
Perry Patrone 11	DT SP
Gavin Schoolcraft 10	4x100R
Ben Shields 11	3200
Kyle Stoner 12	4x100R PV
Grant Swider 12	LJ
Gage Wolfe 10	4x100R
Steubenville	
Jemier Faulks 10	4x200R
Savior Faulks 11	4x200R 400 4x400R
Jalen Minniefield 10	4x200R
Micah Mitchell 12	110H 4x200R 300H 4x400R
Josiah Rea 9	4x400R
Josh Schoonover 11	4x400R
Streetsboro	
Charles Ivory 10	4x800R
Kevin Murphey 12	300H
Mario Puleo 11	4x800R
Kylan Rue 11	4x200R
Micah Schuster 12	4x200R 400
Omari Steve 12	4x200R
Eric Tiller 11	4x800R
Garrett Tiller 11	4x200R
Zachary Vales 12	4x800R
Thornville Sheridan	
Simon Conrad 11	4x800R
Tate Ruthers 10	4x800R
John Skinner 11	4x800R
Cooper Winders 12	4x800R
Toledo Central Catholic	
Jerome Davis 9	4x200R
Donovan Hooker 12	4x200R 4x100R
Solomon King 12	100 4x200R 4x100R 200
RJ Maddox 12	4x200R 4x100R
Ian Smith 9	4x100R
Toledo Rogers	
Keith Hopings 12	110H
Tontogany Otsego	
Dakota Keifer 12	PV
Carson Lathrop 12	PV
Nathan Strahm 10	800
Uhrichsville Claymont	
Alec Terakedis 11	100 200
Urbana	
Xavier Williams 11	100
Van Wert	
Andrew Laudick 10	4x800R
Rylan Miller 11	4x800R
Owen Scott 10	4x800R 3200
Gage Springer 12	4x800R
Vermilion	
Hayden Valenti 12	DT
Vincent Warren	
Clay Perry 9	300H
Warsaw River View	
Parker Andrews 9	4x200R
Koda Klein 12	4x200R 400
Drew Tumblin 12	800
Jamal Watts 12	4x200R
Laired Williamson 10	4x200R
Waverly	
Mitch Green 12	1600
Waynesville	
Alex Amburgy 10	4x200R 4x100R
Trent Davis 10	4x200R 4x100R
Garrett Lundy 10	4x200R 4x100R
Wade Von Handorf 10	4x200R 4x100R
West Milton Milton-Union	
Blake Brumbaugh 12	LJ
Payton Mayfield 12	200
Wickliffe	
Colby Humbert 12	400
Williamsport Westfall	
Josh Trapp 10	800
Youngstown Liberty	
Dwayne Moody 11	200
Zanesville West Muskingum	
Lane Kennedy 10	4x100R
Jax Prang 9	4x100R
Rashid Sesay 11	100 4x100R
Ty Shawger 12	4x100R

Number of Athletes: 380
Number of Schools Represented: 132

DIVISION III

Anna	
Grant Carity 12	4x200R 4x100R
Ben Mcdermott 12	4x200R 4x100R
Xavier McEldowney 12	4x200R
Chase Murray 12	4x200R 4x100R
Justin Richards 12	100 4x100R LJ
Ansonia	
Brayden Bromagem 10	400
Matthew Lee 11	1600
Garrett Stammen 11	DT
Apple Creek Waynedale	
Jeremy Reber 11	110H 300H
Ian Sarver 10	SP
Jackson Varner 9	3200
Arcanum	
Eain Parks 12	SP
Arlington	
Calvin Willow 9	HJ
Ashland Crestview	
Shawn Bailey 12	PV
Caden Cunningham 12	LJ
Logan Friges 10	800 4x400R
Jace Hill 12	300H
Hayden Kuhn 12	4x400R
Liam Kuhn 9	PV
Adison Reymer 12	100 200 4x400R
Malachi Spoerr 11	4x400R
Noah Stuart 12	DT SP
Ashland Mapleton	
Scotty Hickey 10	HJ
Isaik Schoch 11	1600
Attica Seneca East	
Korbin Beamer 12	4x200R 4x100R
Lucas Bordner 10	4x200R 4x100R
Austin Perry 12	4x200R 4x100R
Taylor Young 10	4x200R 4x100R
Bainbridge Paint Valley	
Cole Miller 12	110H 100 200 LJ
Bascom Hopewell-Loudon	
Evan Kreais 11	HJ LJ
Bellaire	
Mayson Sochor 11	110H
Belpre	
Carter Norman 10	800
Blake Rodgers 11	3200
Bluffton	
Eden Antrim 12	4x800R 1600 4x400R
Landon Armstrong 12	4x800R 800 4x400R
Sam Derstine 12	4x800R 800 4x400R
Erik Nygaard 12	4x800R 3200
Landon Shutler 12	4x400R
Botkins	
Carson Brown 10	4x800R
Collin Doseck 10	4x800R
Carter Pleiman 12	4x800R
Keaton Schnippel 12	4x800R
Brookfield	
Christian Davis 10	100 400
Aiden Jones 11	100 200
Ryan Tetrick 12	SP
Bucyrus	
Randy Banks 12	HJ
Campbell Memorial	
Kenneth Addison 9	4x200R
Michael Mesaros 11	4x200R
Enrique Pitre 12	4x200R
Kevin Timlin 10	4x200R
Castalia Margaretta	
Tate Bailey 10	4x200R
Gage Bodey 11	4x200R 4x100R 200
JT Patrick 12	DT SP
Kaine Smetzer 11	4x200R 4x100R
Cameron Sosa 12	4x100R
Cooper Tigges 11	4x200R 4x100R
Cedarville	
Dylan Cook 11	4x400R
Drew Koning 12	4x800R 4x400R
Ben Ormsbee 12	4x800R
Jackson Pyles 11	4x400R
Caleb Sultan 12	4x800R 800 4x400R
Isaac Wallis 11	4x800R
Chillicothe Huntington	
Ryan Marion 12	SP
Cincinnati Summit Country Day	
Braeden Austin 12	100 200

2023 Boys Participants By School

Larkin Woodward 12	1600
Coal Grove Dawson-Bryant	
Dustin Lunsford 12	SP
Columbiana	
Caleb Buchheit 12	4x100R
Rocco Crawford 11	LJ
Joseph Guido 12	4x100R LJ
Aiden Radcliff 10	4x100R
Liam Surgenavic 10	4x100R
Columbus Grove	
Trevon Baxter 9	PV
Anden Blankemeyer 12	400
Luke Ellerbrock 11	3200
Tadd Koch 12	DT SP
Trent Koch 12	3200
Lawson Maag 12	DT
Zach Reynolds 11	110H 300H
A.J Schafer 12	SP
Columbus Tree of Life Christian	
Gabe Oppong 10	100 200
Cortland Maplewood	
Brandon Calderwood 11	4x800R
Alex Donaldson 11	4x800R 1600 800
Andrew Donaldson 9	4x800R
Bryson Himes 12	4x800R 800
Covington	
Asher Long 11	3200
Cristo Rey Columbus	
Michael Dyer 10	4x100R
Isaiah Sho-Sawyer 12	4x100R
Perry Tawiah 12	4x100R
Kaleb Thomas 10	4x100R
Crown City South Gallia	
Levi Wolford 12	HJ
Cuyahoga Heights	
Noah Wilson 12	PV
Dalton	
Cameron Gazboda 10	4x200R
Kanoa Hevia 11	4x200R
Quentin Lehman 12	DT
Colin Pearson 11	4x200R
Sam Tomlinson 10	4x200R
Defiance Ayersville	
Garrett Flory 11	HJ
Defiance Tinora	
Owen Ackerman 11	HJ LJ
Cole Anders 12	4x800R 4x400R
Logan Coy 9	4x800R
Jaxen Durfey 12	4x800R 1600 800
Gavin Eckert 12	4x400R
Dustin Haas 12	4x400R
Ryan Steingass 9	4x400R
Paul Westrick 10	4x800R
Delphos Jefferson	
Lucas Grothaus 12	4x100R
Cole Hoersten 12	4x100R
Boston Reynolds 11	4x100R
Trent Teman 12	4x100R 400
Dola Hardin Northern	
Carter Curtis 11	4x200R 400 4x400R
Riley Newton 9	4x200R 4x400R
Wesley Newton 12	4x200R 4x400R
Zeb Wilson 12	4x200R 800 4x400R
East Canton	
Brennan Betz 11	110H
Brylan Holland 12	1600 3200
Edgerton	
Carter Herman 11	110H 300H
Fairfield Cincinnati Christian	
Josh Holder 11	DT
Brandon Rogers 12	400
Fairport Harbor Harding	
Zane Malkamaki 12	PV
Dimari Payne 12	HJ
Fort Loramie	
Adam Ballas 12	4x400R
Ryan Hoelscher 12	4x400R HJ
Will Holland 11	4x400R
Luke Holthaus 10	PV
Frank Rethman 12	800 4x400R
Fort Recovery	
Trevor Heitkamp 11	1600
Fremont St. Joseph Central Catholic	
Sam Paeth 10	PV
Galion Northmor	
Cowin Becker 10	4x400R
Bo Landin 10	4x400R
Connor Radojcsics 12	4x400R PV
Lucas Weaver 12	4x400R
Garfield Heights Trinity	
Cameron Corrothers 12	300H
Jordan Thompson Seay 12	HJ
Georgetown	
Carson Miles 12	HJ
Alex Underwood 12	110H
Gibsonburg	
Cole Owens 11	PV
Grandview Heights	
Denison Murphy 11	1600 3200
Grove City Christian	
Tyler Richmond 12	DT
Hanoverton United	
Jenson Baker 12	4x400R
Andrew Frase 12	4x800R
Brayden Ganslein 12	4x800R
Nick Hardgrove 12	4x400R
Wyatt Medure 11	4x800R 4x400R
Kaleb Nastari 12	4x800R 800 4x400R
Harrod Allen East	
Jackson Friesner 10	4x200R 4x100R
Trey Hensley 11	4x200R 4x100R
Jacob Hershberger 12	100 4x200R 4x100R 200
Isen Schafer 11	4x200R 4x100R
Haviland Wayne Trace	
Landen Foltz 11	DT
Dylan Hildebrand 11	4x400R
Cole Morehead 10	4x400R
Lane Morehead 12	4x400R
Hudson Myers 11	4x400R
Maddox Treece 11	400
Howard East Knox	
Nathan Streby 12	800
Independence	
Matt Wisniewski 11	100 200
Ironton Rock Hill	
Will Clement 9	4x100R
Izaak Cox 10	100 4x100R 200 LJ
Victor Day 12	4x100R
Noah Dodridge 12	4x100R
Jackson Center	
Kellen Reichert 12	1600 3200
Kansas Lakota	
Lucas McEwan 9	300H
Braxton Quaintance 10	PV
Lancaster Fisher Catholic	
Landen Funk 9	4x800R
Jack Gentile 11	4x800R
Alex Ristau 12	4x800R
Noah Sharp 12	4x800R 3200
Leavittsburg LaBrae	
David Blackmon 11	110H
Leipsic	
Seth Apple 12	DT
Hayden Hiegel 12	100 200
Lewisburg Tri-County North	
Clint Barnes 9	HJ
Jonathan Landis 12	PV
Lima Perry	
Kimari Glenn 10	LJ
Lore City Buckeye Trail	
Janson Alloway 11	PV
Koen Eagon 11	300H
Kieran Krahel 12	DT
Loudonville	
Braden Carr 9	PV
Lowellville	
Michael Ballone 11	110H 300H 4x400R
Vinny Ballone 12	4x200R 4x100R 4x400R
Braylen Dabney 11	4x200R 4x100R 4x400R
Tylin Dabney 12	4x100R
Anthony Lucente 12	DT
Matt Lucido 11	4x400R
Drew Modelski 9	4x200R 4x100R 200
Josh Pazel 9	4x200R
Lucasville Valley	
Justin Moore 12	DT SP
Mansfield St. Peter's	
Peyton Bodnar 12	400
Maria Stein Marion Local	
Nate Buschur 12	4x100R PV
Tate Hess 12	4x100R 4x400R
Jack Knapke 11	DT SP
Kyle Otte 11	4x100R LJ
Brayden Pavelka 11	4x100R
Andrew Pohlman 10	4x400R
Owen Rindler 12	300H 4x400R
Wesley Schoen 11	400 4x400R
Marion Elgin	
Sage Brewer 12	4x800R
Issac Dillon 12	4x800R
Ethan Marshall 12	4x800R
Kolby Wasserbeck 12	4x800R
Marion Pleasant	
Nick Swartz 11	1600
Massillon Tuslaw	
Jack Swartz 12	3200
McComb	
Braxton Althauser 11	100 4x100R LJ
Payton Baldridge 12	4x100R
Camden Glaser 12	4x100R
Andrew Swisher 12	4x100R
Peter Vance 12	110H
McDonald	
Joey Cappuzzello 9	4x800R
Kyle Crown 12	SP
Caleb Domitrovich 12	4x800R
Danny Gray 12	DT
Carson Klase 10	4x800R
Jack Reckard 10	DT SP
Juan Villanueva 12	4x800R
McGuffey Upper Scioto Valley	
Kevin Smith 12	SP
Mechanicsburg	
Kailen Butler 11	100 200
Will Negley 11	1600
Minster	
Will Frimel 10	SP
Jack Grieshop 11	4x800R 800
Ryan Halpin 11	4x800R
Will Knapke 10	4x800R
Nick Prenger 10	4x800R
Mount Gilead	
Will Baker 10	4x800R 1600 3200
Parker Bartlett 0	4x800R
Aaron Gannon 12	4x800R 800
Owen Hershner 9	4x800R
Mowrystown Whiteoak	
Landen Eyre 10	1600
Mt. Blanchard Riverdale	
Daniel Donaldson 12	4x800R
Luke Donaldson 11	4x800R
Ethan Warren 12	4x800R
Andrew Woodruff 11	4x800R

Nelsonville-York	
Landen Inman 10	4x200R
James Koska 12	4x200R
Hudson Stalder 12	4x200R
Makhi Williams 11	4x200R
New Bremen	
Patrick Bernhold 12	4x800R
Sam Bernhold 10	4x800R
Pierce Whitlatch 9	4x800R
Zach Wiedeman 11	4x800R
New Knoxville	
Jay Schroeder 10	300H
New Lebanon Dixie	
Chaz Miller 12	110H
New Madison Tri-Village	
Justin Finkbine 12	110H
New Middletown Springfield	
Aiden Appel 10	4x400R
Sean Guerriero 11	4x400R
Isaac LaMorticella 10	4x200R 4x400R
Hayden Pavlock 11	4x200R
Dylan Sheely 11	4x200R 4x400R
Matt Wymer 9	4x200R
Newcomerstown	
Bladon Garland 12	LJ
North Jackson Jackson-Milton	
Ryen Romigh 10	HJ
North Ridgeville Lake Ridge Academy	
Daniel Ambar 10	LJ
North Robinson Colonel Crawford	
Jacob Cochran 9	4x200R
Lucas Foy 10	4x200R
Logan Goddard 10	4x200R
Ethan Holt 12	4x200R
Trevor Vogt 11	300H
Northwood	
Santos Ayala 11	4x100R
Montonio Baker 12	4x100R
R'Emontay Coleman 11	100 4x100R 200
Alex Howe 12	4x100R 200
Norwalk St. Paul	
Nick Centa 12	4x800R
Brady Daley 11	4x200R
Ian Deeter 12	4x800R
Aj Meyer 12	4x200R 4x400R
Andy Meyer 12	4x200R 4x400R
Gavin Ross 12	4x800R
Sam Scavuzzo 11	4x400R
Isaac Thimke 12	4x800R 4x400R
Alex Wynn 12	4x200R
Oak Hill	
Garrett McKinniss 11	400
Oberlin	
Evan Hudson 11	100 400 200
Oregon Cardinal Stritch Catholic	
Breon Hicks 12	HJ
Orwell Grand Valley	
Dylan Hivick 12	PV
Robert Rogers 11	HJ LJ
Ottoville	
Alex Leis 10	4x200R 4x100R
Kellen Schlagbaum 12	110H 4x200R 4x100R 300H
Quinton Schnipke 11	4x200R
Garrett Trentman 10	4x200R 4x100R 300H
Michael Turnwald 11	4x100R
Pandora-Gilboa	
Andrew Suter 11	PV
Pitsburg Franklin Monroe	
Nate Good 10	PV
Plymouth	
Caiden Allen 12	100 4x100R
Layne Bushey 11	4x100R HJ
Gavin McClary 12	4x100R
Riley Ramey 11	4x100R 200
Reedsville Eastern	
Connor Nolan 10	3200
Brayden Obrien 12	1600
Rittman	
Devin Bowlby 12	4x800R
David Kollin 12	4x800R 800
Luke Snyder 9	4x800R 1600 3200
Tyler Thompson 12	SP
Bryen Valerio 9	4x800R
Rockford Parkway	
Hutch Ridenour 12	PV
Trevor Stearns 10	400
Rootstown	
Brady Fillmore 11	400
Salineville Southern Local	
Gavin Tribelo 12	SP
Sarahsville Shenandoah	
Braxton Barnett 9	300H
Seaman North Adams	
Cody Hesler 11	400
Shadyside	
Dylan Booth 11	110H 300H 4x400R
Nathan Booth 11	110H
Kooper Chimley 12	400 4x400R
Isaac Green 12	4x400R
Mark Waggoner 11	4x400R
Sherwood Fairview	
Kyle Rabe 11	800
Sidney Fairlawn	
Trey Sparks 11	HJ
Springfield Emmanuel Christian Academy	
Jo Assen 12	DT
St. Henry	
Hayden Harrod 11	4x200R 4x100R
Chase Litmer 12	4x200R 4x100R
Dustin Quinter 12	SP
Ryan Wehrley 11	4x200R 4x100R
Harrison Wendel 12	4x200R 4x100R
Strasburg-Franklin	
Parker Edwards 10	LJ
Sullivan Black River	
Stephan Kozopas 11	4x200R 4x100R
Aden MacFarlane 11	4x200R 4x100R
Tyler Mrakuzic 12	4x200R 4x100R
Nathan Urbas 12	4x200R 4x100R
Sycamore Mohawk	
Zaiden Fry 12	PV
Tiffin Calvert	
Billy Clouse 11	4x200R
Lee Morgan 12	4x200R
Jacob Rombach 11	4x200R 400 LJ
Cal Warnement 10	4x200R
Toledo Emmanuel Christian School	
Joseph Chandler 11	100
Toledo Ottawa Hills	
Sage Egan 12	4x800R
Thomas Franklin 12	4x800R 1600
Michael Kelley 11	3200
Carson Mackey 12	4x800R 800
Riley Nixon 11	4x800R 1600 3200
Van Buren	
Luke Brown 12	4x400R
Nathan Curry 12	4x400R
Michael Huffman 12	4x400R
Mason ThorlaLopez 10	4x400R
Van Wert Lincolnview	
Conner Baldauf 11	4x800R 800
Evan Johns 10	4x800R
Maddox Norton 11	4x800R
Kreston Tow 10	4x800R
Vanlue	
J.R. Snook 12	LJ
Versailles	
Tyler Barga 10	4x200R 4x400R
Eli Dirksen 9	4x400R
Conner Gibson 9	4x200R 4x400R
Keegan Gibson 12	4x200R 4x400R
Colton Reese 12	110H 4x200R 300H
Vienna Mathews	
Joseph Linkesh 10	DT
Warren John F. Kennedy	
Noah Elser 10	400
Wellington	
Spencer Brasee 10	4x400R
Joe Fox 10	4x400R
Josh Nocella 12	4x400R
Baron Turner Jr. 10	4x400R
West Alexandria Twin Valley South	
Colton Bishop 11	100 4x200R 200 4x400R
Brayden Koeller 11	4x200R
Easton Kurtz 12	4x200R 4x400R
Wyatt Lakes 12	4x200R 300H 4x400R
Griffin Roell 10	4x400R
West Liberty-Salem	
Owen Harrison 12	4x800R 3200
Asher Knox 10	4x800R 3200
Logan Phillips 12	110H
Quentin Rudolph 10	4x800R
Micah Smith 12	4x800R
West Salem Northwestern	
Jacob Wakefield 12	300H
Williamsburg	
Kaidon Whisman 12	400
Yellow Springs	
Malcolm Blunt 12	200 LJ
Youngstown Cardinal Mooney	
Dennis Clark 9	4x100R
Tyon Flowers 9	4x100R
Zy'Aire Hill 12	110H
John Jones 12	4x100R
De'Andre Riley 9	4x100R
Youngstown Valley Christian School	
Marquez Gibbs 11	4x100R
VeShun Gurley 12	4x100R
Jhordan Peete 12	4x100R
Phillip Spradley 12	4x100R
Zoarville Tuscarawas Valley	
Silas Miller 12	HJ

Number of Athletes: 369
Number of Schools Represented: 131

SEATED DIVISION

Franklin Furnace Green	
Tate Ratliff 9	100 400
Garrettsville Garfield	
Conner Hunt 9	100 400 800
Grafton Midview	
Max Carter 12	100 400 SP
Grove City	
Eamon Castaldi 10	100
Liberty Twp. Lakota East	
Landyn Bomar 11	100 SP
Peninsula Woodridge	
Michael Mami 9	100 SP
West Lafayette Ridgewood	
Cody Croy 9	100 SP
Windham	
Devon Reagan 10	100

Number of Athletes: 8
Number of Schools Represented: 8

Pathway to National USATF Cross Country Championships

Join USATF here: tinyurl.com/2x4mrvh7

Compete in the Ohio JO XC Championship to be held at the Clark County Fairgrounds in Springfield Ohio on Sunday 13 November. Register on **Athletic.net here: tinyurl.com/3pepd6fp**

Competition is in two (2) year age groups:

7 & 8	Born 2014 + *
9-10	Born 2012-13
11-12	Born 2010-11
13-14	Born 2008-09
15-18	Born 2004-07 **

**Per Rule 300.1 (c) Athletes must be at least seven (7) years of age on December 31 of the current year to compete at the Youth Athletics or Junior Olympic National Championships*

***The 15-16, 17-18 individual age divisions race times are combined for team scoring purposes per rule 304.5. Individual place medals will still be awarded in these age divisions.*

The top 15 individuals in each age division and the top two scoring teams advance to the National Championship to be held at the Dale Watts Cross Country Course at the Hildebrand Equine Complex of Texas A&M University.

National meet registration is also on Athletic.net after meet results are submitted to Athletic.net.

WHAT IS YOUTH?

- Athletes ages 18 years and younger
- Offer local, regional and national competition opportunities in track & field, long distance running and race walking
- Five Youth Championship meets throughout the year - Youth Indoor, Youth Combined Events, Youth Outdoor, Junior Olympic Track & Field, Junior Olympic Cross Country
- USATF Youth Membership is $25/year and includes eligibility, insurance, merchandise discounts and more!

USATF YOUTH

To Join USA Track and Field go to https://usatf.org and Click on Membership
To learn more about USA Track and Field Ohio Association you can go to https://ohiousatf.org

USATF

your ultimate partner

in SPORT, SPIRIT and ACHIEVEMENT

As the recognized leader in TEAM ATHLETIC GEAR, the driving force in SPIRIT and the most trusted name in CELEBRATING STUDENT MILESTONES, Varsity Brands partners with educators, coaches and students to build school pride, student engagement and community spirit.

With the Varsity Brands, your school will partner with the BEST in CLASS leaders in sport, spirit and achievement while transforming your campus with our partnership resources, ranging from character building to professional school branding.

VARSITY BRANDS

BSN SPORTS™ A Varsity SPORT Brand | VARSITY SPIRIT | HERFF JONES. A Varsity ACHIEVEMENT Brand

www.varsitybrands.com

elevating student experiences

2023 Girls Participants By School

DIVISION I

Akron North	
Kimble Nye 11	200
Alliance	
La' Kasja Edwards 12	DT
Amherst Steele	
Ella Baker 12	100 400 4x400R
Jayla Cruz 10	4x400R
Natalie Pleban 11	100H
Catherine Turner 12	4x400R
Aurora Wilson 12	4x400R
Ashland	
Aveline Wilhelm 12	SP
Austintown-Fitch	
De'Aunee Thompson 11	300H
Avon	
Emily Agostin 12	SP
Rania Brown 10	DT
Sarah Connor 10	PV
Maddie Harrington 11	4x800R
Jessica Pendleton 9	4x800R
Kaitlyn Reese 9	4x800R 3200
Anika Singh 10	4x800R
Avon Lake	
Madeline Betz 11	4x400R
Kennedy Koski 11	4x400R
Olivia Lengel 10	4x400R
Rachel Sheehan 12	4x400R
Beavercreek	
Sahijah Alston 12	DT SP
Jamie Confer 12	4x800R
Kayleigh Keyes 10	400 4x400R
Malaiya Lisch 9	4x400R
Alex Magoteaux 11	4x800R 4x400R
Abby Roberts 11	4x800R
Macie Roberts 10	4x800R 800
Elinor Shuttleworth 12	4x400R
Berea-Midpark	
Finley Devins 11	PV
Bexley	
Sydnie Smith 12	DT SP
Brecksville-Broadview Heights	
Mari Pizem 11	800
Brunswick	
Teodora Iovi 12	1600
Canal Winchester	
Makayla Merrill 11	SP
Canton GlenOak	
Jada Ames 11	4x800R
Natalie Bisesi 11	4x100R PV
Jenna Delp 12	4x200R 4x100R
Kaitlyn Esporite 11	4x800R
Milana Leahy 12	4x200R 4x100R
Sophia Ngetich 10	4x800R
Nora Salem 11	4x800R
Sydney Stepanovich 10	4x200R 4x100R
Emma Studer 9	PV
Dareea Tate 11	LJ
Allison Williams 11	4x200R
Canton McKinley	
Robbaniquea Blakely 11	100H
Deleaun Dabney 12	HJ
Celina	
Amelia Lutz 12	DT
Centerville	
Lauren Jessep Aiken 10	4x200R
Sofija Keller 12	4x200R
Ann Lehmann 10	PV
Amelia Nott 12	HJ
Ashlyn Rickert 9	4x200R
Samaria Williams 10	4x200R
Chagrin Falls Kenston	
Sadie Poudevigne 10	LJ
Chardon	
Rae Kawalec 11	3200
Cincinnati Colerain	
Derriana Banks 10	4x100R
Keilani Broadnax 12	4x100R
Aunaysia Poellnitz 12	4x100R
Summer Swartwout 11	100 4x100R 200
Cincinnati Mercy McAuley	
Kristen Berwanger 10	DT
Cincinnati Mount Healthy	
Maz'iyah Hunter 9	SP
Dashayla Worlaw 10	100 200
Cincinnati Northwest	
D'Asyia Cotton 10	HJ
Cincinnati Oak Hills	
Mandy Gehring 9	LJ
Cincinnati Princeton	
Aleeyah Betts 10	DT
Marte'ya Borden 12	4x200R 4x100R
Amirah Dixon 12	4x200R 4x100R
Jade Dogan 12	4x400R
Jada Irwin 12	4x200R 400 4x400R
Kelise Rabb 10	4x200R 4x400R
Kendal Thomas 10	4x400R
Ziyah Walton 10	4x100R
Bella Williams 11	4x100R
Cincinnati St. Ursula Academy	
Kennedy Rugless 12	LJ
Cleveland John F. Kennedy	
Kyla Allen 9	4x100R
Lauriana Bell 12	4x100R
Julia Head 12	4x100R
LaShay Woods 11	100 4x100R LJ
Columbus Bishop Watterson	
Hannah Brady 12	4x200R LJ
Eden Brush 12	4x800R
Mia Gill 11	4x800R 800
Erin Karas 12	4x800R 1600
Rosie Kessinger 10	4x200R
Annie Melaragno 12	4x200R
Samantha Schmiesing 9	4x800R
Sydney Workman 12	400
Taylor Young 12	4x200R
Columbus Eastmoor Academy	
Zuriya Robinson 12	DT SP
Columbus Hamilton Township	
AnnMarie Whitson 11	300H
Columbus Independence	
Lillian Hurd 11	400 200
Columbus St. Francis DeSales	
Mckenzie Amonor 10	4x100R
Katherine Dortmund 11	4x100R
Kenyetietta Quinn 11	4x100R
Isabella Swallow 11	4x100R
Cuyahoga Falls	
Ellie Brustoski 12	HJ
Dayton Chaminade Julienne	
Te'aira Branham-Patrick 10	100 4x100R 200
Alivia Robinson 9	4x100R
JaNiya Ward 10	4x100R
Angela Williams 9	4x100R
Delaware Hayes	
Kara Glesenkamp 10	HJ
Delaware Olentangy Berlin	
Stephanie Balthaser 12	PV
Dover	
Sydney Stevenson 10	800
Dublin Coffman	
Kylie Feeney 11	800
Olivia Oiler 12	1600
Dublin Jerome	
Natalie Fouts 9	4x800R 3200
Abbie McBrearty 9	4x800R
Helen Randolph 10	4x800R 1600
Anna Rindler 11	4x800R
Elida	
Jordan Gladen 10	HJ
Euclid	
Eve Clark 11	200
Findlay	
Natalie Gutman 9	1600
Gahanna Lincoln	
Aliyah Bennett 9	4x200R 4x400R
Camden Bentley 12	100H 300H 4x400R
Amryne Chilton 12	4x200R 400 4x400R
Daisha Decree 12	LJ
Keena Sanders 11	4x200R 200 4x400R
Ayanna Stafford 12	4x200R
Ava Tominack 12	1600
Grafton Midview	
Alexis Weber 12	HJ LJ
Granville	
Kara Bergeron 11	4x800R
Lillian Eckels 12	4x800R 800
Zoee Lehman 12	4x800R 1600
Sophia Poling 10	4x800R
Grove City	
Gracie Smith 12	100H
Hamilton Ross	
Myah Boze 11	100H 300H
Harrison	
Natalie Kiefer 11	800
Lylla Kovacs 12	LJ
Hilliard Darby	
Ady Armstrong 11	100 400 200
Gianna Lane 10	100
Hilliard Davidson	
Caitlyn Jones 12	4x800R
Erica Kaulen 9	3200
Gemma Pusateri 9	4x800R
Emi Schroyer 10	4x800R
Celia Schulte 9	4x800R 800
Anna Wile 9	300H
Holland Springfield	
Jessica Mason 12	PV
Maira Scott 11	100 200
Huber Heights Wayne	
G'Niyah Brown 12	LJ
Megan Rybitski 12	PV
Ric'Keya White 9	100H 100 300H
Hudson	
Abby Henderson 9	4x800R
Ruby Jacops 11	4x800R
Grace Merrick 12	DT SP
Ellie Miele 10	100 200
Jillian Paolucci 9	4x800R
Katie Will 9	4x800R 1600
Kent Roosevelt	
Lea Parham 12	100H
Kings Mills Kings	
Zoe Lenney 12	HJ
Lakewood	
Kaydence Doxley 11	200 LJ
Aniya Symons 12	LJ
Lancaster	
Marisa Heil 10	800
Peyton Wilson 12	DT SP
Lewis Center Olentangy	
Olivia Heskett 12	4x400R
Amelia Smith 12	4x400R LJ

Camden Spitzer 10	4x400R
Rachel Stocker 12	4x400R
Lewis Center Olentangy Orange	
Brooke Chapman 9	4x800R 800 4x400R
Teresa Christian 12	4x200R 4x100R HJ
Augustine Davis 12	4x100R
Josephine Davis 12	4x100R
Taylor Levy 12	4x200R
Mairin O'Brien 11	4x800R 4x400R
Ava Otey 12	4x800R 4x400R
Savanna Shaw 11	4x200R
Cassidy Shimp 12	100 4x100R
Abby Wells 12	4x800R 4x200R 4x400R
Liberty Twp. Lakota East	
Mikaylah Chandler 9	100H 4x200R 4x100R
Lena James 10	4x200R 4x100R
Qiersten McClain 9	4x100R 4x400R
Katlyn Pham 10	4x200R 300H
Ivy Smith 10	4x200R 4x100R 4x400R
Hailey Still 11	4x400R
Haylie Yeazell 10	4x400R
Lodi Cloverleaf	
Riley Evans 11	100 400 200
Lorain	
Iyanna Alves 10	4x200R 4x100R
Nakeya Hermon 12	100 4x200R 4x100R 200
Ineyeah Palos 10	4x200R 4x100R
Dalasha Pruchinsky 12	4x200R 4x100R
Samone Whitt 10	SP
Louisville	
Kylah Meyer 9	3200
Sloane Sypolt 11	DT
Loveland	
Delaney Cilley 9	4x800R
Madison Conatser 12	4x800R 800
Lindsey Hartman 11	100H
Sophia Kapszukiewicz 12	SP
Parker Mentzer 9	4x800R
Caroline Murnan 9	4x800R 800
Macedonia Nordonia	
Rachel Dudich 12	4x100R
Tamia Hameed 12	4x100R
Alexis Hives 12	4x100R LJ
Sade Lewis 12	4x100R
Marysville	
Bryn Hothem 12	3200
Mason	
Andrea Burke 12	SP
Emilia Capiello 11	4x100R
Lily Eagleston 10	100H 4x200R 4x100R 300H
Kerrington Harper 10	HJ
Kate Hartley 11	4x100R
Azarae Hawkins 9	4x400R
Tori Killens 9	4x200R 400
Avery Legault 12	4x800R 1600
Abby Love 11	100 4x200R 200
Grace McKay 12	3200
Nora Moore 9	4x200R
Eden Orr 10	4x100R
Efa Paschka 9	4x800R 1600 3200
Elizabeth Resig 10	4x400R
Joy Resig 12	4x400R
Abby Slife 11	4x800R 4x400R
Bella Teply 9	4x800R
Massillon Jackson	
Emily Adams 11	4x200R
Izzy Bernard 12	PV
Kaylee Lusk 10	4x200R
Abra Manofsky 10	HJ
Reese Migge 11	4x200R
Leena Patibandla 12	DT
Tayah Wilson 10	4x200R
Kailey Zagst 12	1600
Massillon Perry	
Camille Neutzling 11	100H 300H
Isabelle Perry 10	SP
Medina	
Lauren Dawson 11	100H
Mia Heine 11	800
Colleen Johnson 12	PV
Medina Highland	
Sierra Podolan 11	SP
Mentor	
Annie Berrow 11	4x800R 4x400R
Kylie Beucler 12	4x800R 800 4x400R
Savannah Dennison 12	4x800R 1600 800
Nora Kraska 10	4x400R
Ada Sabo 11	4x800R 1600
Makenzie Stuckert 11	100 400 4x400R
Miamisburg	
Lauren Zanotelli 11	3200
Milford	
Caitlin Evans 11	LJ
Morrow Little Miami	
Grace Biddle 12	1600
New Albany	
Alessandra Balcerzak 9	4x400R
Allison Minier 12	300H 4x400R
E'Moni Saxton 12	4x400R
Mary Schultz 12	4x400R
Newark	
Sophie Bidwell 12	DT
North Canton Hoover	
Amahrie Harsh 11	400
North Olmsted	
Megan McClain 11	HJ
North Royalton	
Rylie Haynes 12	4x100R
Marissa Ratliff 10	PV
Merlin Scaria 12	4x100R
Julia Sprecher 11	4x100R
Ava Weatherbie 9	4x100R
Olmsted Falls	
Addison Bartal 11	DT
Katie Clute 12	1600 3200
Oregon Clay	
Makenna Langford 10	300H
Oxford Talawanda	
Haley O'Brien 12	HJ
Lucia Rodbro 10	3200
Pataskala Watkins Memorial	
Victoria Harvey 12	PV
Perrysburg	
Ava Beeks 10	4x800R
Hannah Kersten 11	4x800R 3200
Natalie Sanders 10	4x800R
Laura Valette 10	4x800R
Pickerington Central	
Grace Alls 10	4x200R 4x100R 200
Jordan Archie 12	4x200R 4x100R
Tenaya Jordan 10	4x200R
Lachele Nichloas 9	4x100R
Nevaeh White 11	4x200R 4x100R
Pickerington North	
Sophia Bartels 12	PV
Kali Christianson 9	4x400R
Mya Clark 9	4x200R 4x400R
Nevaeh Dillard 10	4x200R
Ava DiNovo 9	4x400R
Laila Eiland 11	4x200R 200
Lainey Mack 12	PV
Cate Pickering 12	4x200R 4x400R
Plain City Jonathan Alder	
Eliza Streit 12	3200
Powell Olentangy Liberty	
Julia Bockenstette 11	1600
Camryn Thompson 12	HJ
Richfield Revere	
Kayla Kephart 12	HJ
Rocky River	
Brianna Chaves 11	4x800R
Clare Duffy 12	4x800R
Grace Lavelle 10	4x800R 800
Mary Sollars 11	100H
Katie Stirm 10	4x800R
Rocky River Magnificat	
Madison Miller 11	HJ
Shaker Heights	
Claire Dunn 12	4x200R 400 200 4x400R
Jennifer Rawls 9	4x200R 4x400R
Mariah Revels 9	4x200R 4x400R
Kyla Taress 12	4x400R PV
Meilani Walker 12	4x200R
Solon	
Mackenzie Blackford 11	300H 4x400R
Morgan Blackford 12	300H 4x400R
Kennedy Ford 12	4x400R
Cariona Lewis 9	400 4x400R
Hannah Olszewski 12	SP
Springboro	
Cara Mooney 12	1600
Izabella Oliver 11	PV
Springfield	
Tahjaie Clark-Crowley 11	DT
Stow-Munroe Falls	
Jayla Atkinson 11	4x800R 800
Deena Ingrassia 11	4x800R
Danzi Jones 9	4x800R 3200
Sydney Pitcovich 12	4x800R
Strongsville	
Jenny Guo 9	4x800R
Julia Isham 12	3200
Hannah Jicha 9	4x800R
Brynn Severance 11	4x800R
Tina Varis 11	4x800R
Sunbury Big Walnut	
Maci Ames 12	PV
Megan Stevens 11	HJ
Sylvania Northview	
Harper Brighty 10	4x400R
Lyla Maher 9	4x400R
Isabella Muir 12	4x400R
Maley Roberts 11	400 4x400R
Tiffin Columbian	
Mackenzie Davis 12	LJ
Toledo Notre Dame Academy	
Ja'Nya Anderson 12	4x100R
Savannah Edwards 12	4x100R
Vaibhavi Goyal 11	4x100R
Lauryn Hancock 9	4x100R
Toledo Rogers	
Mikaylah Marshall 12	SP
Toledo Whitmer	
Liberty Baidel 11	4x200R
Nehemiah Coleman 12	4x200R
Adrianna Cooper 11	4x200R
Toshionna Forbes 9	4x200R
Azurie Garrett 10	100H 300H
Trotwood-Madison	
Mariah Day 11	100
Troy	
Hannah Duff 12	PV
Leah Harnish 12	400

Twinsburg
- Bree Banach 11 — 4x100R
- Arriah Gilmer 12 — 4x200R 4x100R 4x400R
- Ava He-Schenk 9 — 4x200R 4x100R
- Sanayah Ruffin 11 — 4x200R 400 4x400R
- Lia Stewart 11 — 4x400R
- Savannah Swanda 11 — 100 4x200R 4x100R
- Teighlor Williams 9 — 4x400R

Uniontown Lake
- Jessica Rhodes 12 — DT
- Daniela Scheffler 10 — 3200

Upper Arlington
- Elizabeth Poling 9 — 4x200R 400 4x400R
- Clara Reynolds 12 — 4x200R 4x400R
- Maggie Robertson 11 — 4x200R 4x400R
- Elaina Schneider 11 — 4x200R 300H 4x400R

Wadsworth
- Kailyn Biecker 11 — 4x400R
- Avah Coviak 10 — 4x200R
- Cece Craig 10 — 4x200R 4x400R
- Daelynne Lamonica 12 — 4x200R
- Jacquelyn Manion 10 — 4x200R
- Jessica Stoops 9 — 4x400R
- Ellie Zuro 12 — 300H 4x400R

Wapakoneta
- Paige Olberding 9 — 300H

Warren G. Harding
- Jameire Honzu 11 — 100H

Warren Howland
- Courtney Clark 12 — SP
- Lexus Solarz 12 — DT SP

West Chester Lakota West
- Kaitlin Kaszubski 10 — 4x800R
- Lauren Mang 12 — 4x800R
- Evelyn Prodoehl 10 — 3200
- Ava Shepard 9 — 4x800R
- Prashi Vatsal 10 — 4x800R

Westerville Central
- Deja Curry-Brown 12 — 4x100R
- Amari Kiluvia 12 — 100H
- Kayla Napper 12 — HJ
- Olivia Pace 11 — 100 200 LJ
- Allie Strosnider 12 — 4x100R
- Josephine Timperman 11 — 4x100R
- Aubrey Watkins 9 — 4x100R

Westerville South
- Zoe Guice 11 — 4x100R
- Journee Hartgrove 9 — 4x100R
- Alexus Roberts 11 — 100H 4x100R 300H
- Marissa Saunders 12 — 100H 4x100R

Westlake
- Macy Brennan 12 — DT
- Sarah Colman 12 — 800
- Maggie Hennessey 10 — 4x800R
- Ellie Irwin 11 — 4x800R
- Sarah Peer 11 — 4x800R 1600 3200
- Sydney Peer 12 — 4x800R

Whitehouse Anthony Wayne
- Giavanna Harris 10 — 4x200R 4x100R
- Mallori Pollock 12 — 4x200R 4x100R
- Olivia Witker 11 — 4x200R 4x100R
- Madeline Zimmerman 9 — 4x200R 4x100R 400

Worthington Thomas Worthington
- Chaneya Garner 12 — LJ

Number of Athletes: 370
Number of Schools Represented: 119

DIVISION II

Akron Buchtel
- Tianna Burton 11 — 4x200R 4x100R
- Cha'Mere Hullum 9 — 4x200R 4x100R
- Sandra King 11 — 4x200R 400
- DeVonnah Smith 9 — 4x200R 4x100R
- Lamyria Trammell 10 — 4x100R

Akron Manchester
- McKayla Wymer 12 — PV

Akron St. Vincent-St. Mary
- Olivia Kindbom 12 — 4x800R 3200
- Aislynn McVicker 12 — 4x800R
- Maggie Pariso 10 — 4x800R
- Anne Rea 11 — 4x800R

Alliance Marlington
- Bella Graham 12 — 3200
- Elizabeth Mason 12 — 100H

Archbold
- Mariah Mireles 9 — 300H

Ashtabula Edgewood
- Sarah Coxon 12 — SP
- Taylor Visnosky 11 — SP

Barnesville
- Marah Bethel 11 — 4x400R
- Lydia Fuchs 9 — 4x400R
- Ayla Yater 11 — 4x400R
- Mia Yee 12 — 4x400R

Batavia
- Riley VanFrank 9 — 300H

Beachwood
- Madison Torbert 11 — SP

Bellefontaine
- Kylie Adams 10 — 100H 4x100R 300H LJ
- Parker Penhorwood 11 — 4x100R
- Ava Reeves 10 — 100 4x100R 200 LJ
- Alexis Robinson 11 — DT
- Callie Shumaker 9 — 100H 4x100R 300H
- Kelsey Snapp 9 — DT SP

Bellefontaine Benjamin Logan
- Isabel Henderson 11 — 200 LJ

Bellevue
- Ella Rucker 11 — 100H

Belmont Union Local
- Josie Goodson 12 — 400

Beloit West Branch
- Kennedy Berger 11 — 4x200R
- Lauren Gossett 11 — 4x200R
- Sophia Gregory 11 — 4x200R 400
- Zoe Sanders 11 — 4x200R

Bethel-Tate
- Tabbi Courts 10 — 4x100R HJ
- Emma Sandker 11 — 4x100R
- Hayden Shields 10 — 100 4x100R
- Brady Sterbling 10 — 3200
- Lillie Webb 11 — 4x100R

Brooklyn
- Jenna Young 12 — HJ

Bryan
- Jolana Schenkel 9 — 100 200
- Kate Thormeier 10 — 1600

Byesville Meadowbrook
- Camden Black 12 — HJ

Caledonia River Valley
- Eva Moran 10 — PV

Canal Fulton Northwest
- Madelyn Begert 9 — 1600
- Olivia Lazarus 12 — PV
- Ashlyn Stark 12 — 400

Canfield
- Ava Littler 11 — 100H 300H

Chagrin Falls
- Mila Gresh 11 — 4x800R 1600
- Leah Kler 11 — 4x800R
- Bella Radomsky 10 — 4x800R
- Lilly Stukus 10 — 4x800R

Chesapeake
- Emily Duncan 12 — LJ

Chillicothe Unioto
- Gwyn Eldridge 11 — 4x800R
- Briana Nelson 10 — 4x800R
- Ava Rooker 10 — 4x800R
- Cameron Walker 9 — 4x800R 1600 3200

Chillicothe Zane Trace
- Kendra Detillion 11 — DT
- Marie Souther 11 — 800

Cincinnati Hills Christian Academy
- Casey Boeckerman 12 — LJ

Cincinnati Madeira
- Autumn Daley 10 — 4x100R
- Hannah Jung 12 — 4x200R 4x100R
- Cate LeRoy 10 — 800
- Vivian Momper 10 — 4x200R 4x100R
- Keira O'Cull 11 — 4x200R
- Kate Schomaeker 10 — 4x200R 4x100R

Cincinnati Wyoming
- Olivia Hill 9 — LJ
- Penelope Webb 10 — HJ

Circleville
- Maddux Bigam 10 — 1600
- Faith Yancey 11 — 100 200

Circleville Logan Elm
- Tayla Tootle 12 — PV

Cleveland Central Catholic
- K'Yanna Penn 9 — 100

Cleveland Heights Beaumont
- Ryleah Harmon 12 — 4x200R
- Candace Johnson 12 — 4x200R 4x400R
- Cate Rochester 10 — 4x400R
- Deasia Washington 12 — 4x200R 400 4x400R
- Mariya Washington 12 — 4x200R 4x400R

Columbus Africentric Early College
- Ashtan Winfrey 11 — LJ

Columbus Bishop Ready
- Mya Riggins 10 — 100H LJ

Cortland Lakeview
- Lexi Busefink 12 — 4x400R
- Eliza Farr 12 — 4x400R
- Stasia Hall 12 — 300H 4x400R
- Brooke Schneider 12 — 4x400R

Cuyahoga Falls CVCA
- Amy Beebe 10 — 4x800R
- Joelle Cherry 9 — 4x200R 4x400R
- Jayna Cooley 10 — 4x800R
- Maren Glittenberg 11 — 4x800R 4x400R
- Marissa Khalil 12 — 4x200R
- McKenzie Neal 10 — 100 4x200R
- Mariah Richards 9 — HJ
- Kayla Ritzman 11 — 4x800R 4x400R
- Kylee Zamecnik 9 — 4x200R 4x400R LJ

Dayton Carroll
- Miryam Brandon 9 — HJ
- Grace Braun 12 — 4x800R 4x400R
- Rachel Gervais 10 — 4x400R
- Ruby Gross 10 — 4x800R 1600 4x400R
- Melanie Hoffmann 11 — 4x800R 4x400R
- Anna Thurman 9 — 4x800R 3200

Dayton Meadowdale
- Je'Leycia Procter 11 — 100H

Dayton Northridge
- Leeyah Samuels 12 — 300H

2023 Girls Participants By School

Dayton Oakwood
- Salley Altenburg 9 — 4x400R
- Grace Bauer 12 — 4x400R
- Bella Butler 12 — 1600 3200 4x400R
- Katy Butler 12 — 4x800R
- Delaney Cahill 9 — 4x800R 3200
- Elizabeth Erwin 10 — 4x800R
- Bella Horne 12 — 100H
- Riley Meador 9 — 4x400R
- Annie Neff-isom 11 — 4x800R

Doylestown Chippewa
- Abby Blaz 12 — 200
- Jaclyn Jundzilo 12 — DT

Duncan Falls Philo
- Aubree DeLong 9 — 4x200R
- Angelina Myers 9 — 4x200R
- Makenna Staker 10 — 4x200R
- Anna Stutes 12 — 4x200R LJ

Eaton
- Delaney Deaton 11 — DT

Findlay Liberty-Benton
- Madi Gaerke 10 — 4x800R
- Emma Garmatter 11 — 4x800R
- Riley Irwin 12 — 4x800R
- Kylie Recker 12 — 4x800R
- Karis Willow 12 — HJ

Fostoria
- Karma Williams 11 — DT

Fredericktown
- Ella Bouton 9 — SP
- Elsa Hoam 12 — 1600

Gahanna Columbus Academy
- Allison Klinefelter 11 — HJ

Galion
- Miranda Stone 11 — SP

Gallipolis Gallia Academy
- Chanee Cremeens 12 — SP
- Callie Wilson 12 — PV

Gates Mills Gilmour Academy
- Rielyn Jackson 10 — 4x200R 4x100R
- Mariyah Moore 11 — 100 4x200R 4x100R 200
- Addie Nemeth 11 — 4x200R 4x100R
- Morgan Slough 10 — 4x200R 4x100R
- Edith Tomasek 12 — 100H
- Amy Weybrecht 11 — 1600 800

Gates Mills Hawken
- Leila Metres 11 — 400 200

Geneva
- Alyssa Palmisano 11 — SP

Germantown Valley View
- Addy Abner 9 — 4x400R
- Micah Fulwiler 12 — 4x400R
- Morgan Michael 11 — 4x200R 4x400R
- Grace Rettich 9 — 4x200R
- Mary Schade 10 — 4x200R
- Hayden Sorrell 9 — 4x200R 400 4x400R
- Katie Walton 12 — 800

Girard
- Airianna Clardy 10 — 4x200R
- Olivia Coman 12 — 4x200R 4x100R
- Mia Malito 11 — 4x100R HJ
- Sieasia Triplett 12 — 100 4x200R 4x100R 200
- Ar'Marna Wilson 12 — 4x200R 4x100R

Greenfield McClain
- Lily Barnes 11 — DT
- Ryan Butterbaugh 12 — 4x100R
- Katie Cook 10 — 4x100R
- Luca Matesic 11 — 4x100R
- Brenna Wright 10 — 100H 4x100R

Heath
- Allie Dunlap 12 — PV

Hebron Lakewood
- Landry Driskel 12 — DT

Hillsboro
- Jailyn Williams 9 — 800

Huron
- Jaden Carey 12 — 4x100R HJ
- Eliana Cozzie 10 — 4x100R
- Kyla Garbe 12 — 4x100R 300H 4x400R
- Olivia Kohlmann 9 — 4x400R
- Samantha Lesnak 10 — 4x800R
- Kaylee Parker 11 — 4x100R
- Kennedy Schlessman 12 — 4x800R 1600 800 4x400R
- Jadyn Towns 11 — 4x800R 1600 800 4x400R
- Lucy Watson 11 — 4x800R

Johnstown Northridge
- Darla Dorman 12 — 4x200R
- Isabel Evans 10 — 100H 300H
- Stephanie Gilmore 12 — 4x200R
- Colette Patti 12 — 100 4x200R 200
- Mia Siegenthaler 12 — 4x200R

Kenton
- Tatum Miller 12 — DT SP

LaGrange Keystone
- Aubrey Cindia 11 — HJ

Lancaster Fairfield Union
- Anna Conrad 11 — 4x800R 1600 800 4x400R
- Averey Cottrill 10 — 300H
- Sarah Lepi 11 — 4x400R
- Emma McCormick 11 — 4x400R
- Andrea Phillips 12 — 4x800R
- Abigail Pike 10 — 4x800R 4x400R
- Adelyn Winters 10 — 4x800R

Lewistown Indian Lake
- Elayna Richardson 12 — 400

Lexington
- Makenna Arnholt 11 — 4x200R
- Allison Laury 9 — 4x200R
- Kenley Miller 12 — 4x800R
- Josalynn Patterson 12 — 4x200R
- Brailey Slone 9 — 4x800R 3200
- Emily Thomas 10 — 4x200R
- Elyana Weaver 11 — 4x800R 800
- Emma Wise 12 — 3200
- Lily Wolfe 12 — 4x800R

Lima Bath
- Tatum Walsh 11 — 400

Mansfield Ontario
- Arialyn Bischak 10 — 4x400R
- Sasha Bulakovski 9 — 4x400R
- Tessa Crum 9 — 4x400R
- Ally Potter 12 — 4x400R

Marengo Highland
- Juliette Laracuente-Huebner 12 — 100H 200 HJ LJ

McConnelsville Morgan
- Odessa Smith 12 — 100H 300H

Mentor Lake Catholic
- Claire Duricky 11 — 100H 300H

Middletown Bishop Fenwick
- Ashley Yontz 10 — 400

Milan Edison
- Grace Anderson 10 — 3200

Millersburg West Holmes
- Daphne Alexander 12 — 4x400R
- Laney Duff 12 — HJ
- Jasmine Giauque 12 — 4x400R
- Cierra Miller 12 — 4x400R
- Noelle Smith 10 — 4x400R

Minerva
- Annabelle Crissman 10 — 4x800R
- Kayla Crissman 10 — 4x800R 1600
- Hera Hoffee 12 — 4x800R 3200
- Hannah Ison 10 — 4x800R 3200
- Cleo Mueller 12 — LJ

Mogadore Field
- Michaela Herendeen 11 — DT

New Concord John Glenn
- Jessica Church 10 — 100 400
- Kara Fields 12 — 100H 300H
- Ava Hoffman 11 — HJ
- Brayden Snider 10 — PV
- Chelsea Sotherden 11 — SP

New Richmond
- Samantha Ringhand 11 — PV

Newark Licking Valley
- Reagan Campbell 12 — 400 200

Norton
- Morgan Hallett 11 — DT SP

Oak Harbor
- Jaclyn Croy 12 — 4x100R
- Molly Downs 11 — 4x100R
- Rylee McKitrick 12 — 100 4x100R 200
- Effie Schulte 10 — 4x100R

Oberlin Firelands
- Ariannah Floyd 10 — 300H

Orrville
- Catrina Race 11 — PV

Ottawa-Glandorf
- Corinne Closson 11 — 4x800R 800 4x400R
- Delaney Duling 9 — 4x200R 4x100R
- Olivia Fenbert 12 — 4x800R 4x200R 4x400R
- Alexa Fortman 12 — 4x800R 400 800 4x400R
- Averie Fox 10 — 4x200R 4x100R 4x400R
- Lily Haselman 12 — PV
- Laney Hedrick 10 — 4x100R
- Savannah Recker 9 — 4x200R 4x100R
- Rose Turnwald 10 — 4x800R

Pemberville Eastwood
- Leah Emch 10 — 3200
- Olivia Newsome 12 — DT
- Julia Sabo 12 — PV

Peninsula Woodridge
- Marissa Boone 10 — 4x800R 800 4x400R
- Kathryn Kiley 12 — 4x400R
- Joy Mcfarland 12 — 4x800R
- Reese Reaman 11 — 4x800R 1600 800 4x400R
- Anna Rorrer 12 — 100H 300H 4x400R
- Eloise Willett 11 — 4x800R

Perry
- Grace Mckoon 12 — 4x800R 3200
- Addison Renau 12 — 4x800R
- Jordan Rowan 10 — 4x800R
- Addy Trefzger 10 — PV
- Holly Vis 10 — 4x800R

Port Clinton
- Claudia Gillum 12 — 4x200R 4x100R
- Shianne Lieske 10 — 4x100R
- Jade Mitchell 11 — 4x200R 4x100R
- Gracie Rohrer 12 — 4x200R
- Alexis Shelton 10 — 4x200R 4x100R

Rayland Buckeye Local
- Pam Kandrach 11 — SP
- Brynn McKeever 11 — 100 400 200

Richwood North Union
- Hannah Carney 12 — 400

Salem
- Kaylee Carlisle 11 — DT
- Ella Double 12 — 4x800R 4x400R
- Maggie Hall 10 — 4x800R 1600 800 4x400R
- Maggie Hopple 10 — 4x800R 4x400R
- Rylee Hutton 11 — LJ
- Annika Murray 11 — 4x400R
- Makenna Rudy 12 — SP

Megan Stafford 11	4x800R 3200
Sandusky Perkins	
Ellie Bodle 11	4x400R PV
Haylie Brunner 10	4x400R
Olivia Mason 11	SP
Alexandria Merriman 10	4x400R
Emma Sturzinger 11	4x400R
Camryn VanVlerah 10	HJ
Shaker Heights Hathaway Brown	
Isabelle Seelbach 9	300H
Sheffield Brookside	
Madison Palmer 12	3200
Zuriah Radeff Koonce 11	LJ
Shelby	
Ava Bowman 10	100 4x100R
Alainah Carmel 11	4x100R
Channon Cundiff 11	4x800R 800
Kayla Gonzales 12	4x800R 1600 3200
Madison Henkel 9	4x100R LJ
Emma Montgomery 10	4x800R
Kailyn Schwall 11	4x800R
Jaleeza Zehner 11	4x100R
South Point	
Camille Hall 11	4x100R
Leila Hall 9	4x100R
Emma Layne 10	4x100R 200
Bindi Staley 10	4x100R
Springfield Greenon	
Tru Buddenberg 12	PV
St. Clairsville	
Laili Dombroski 11	4x100R
Emma Henry 11	100 4x100R 200
Olivia McKeever 9	4x100R
Lauren Powell 10	4x100R
St. Marys Memorial	
Syerra Greber 11	200
Maria Jutte 12	800
St. Paris Graham Local	
Taylor Aldredge 10	HJ
Steubenville	
Sarah Allen 11	4x200R
Madalyn Criss 11	4x200R 4x100R
Meleah Crownover 11	4x100R
Sabria Jones 11	LJ
Nyah McShan 9	100H 4x200R
Mya Stackhouse 12	4x200R 4x100R
Aniyah Warner 11	4x100R
Tallmadge	
Kate Archer 11	PV
The Plains Athens	
Jillian Bourque 9	4x800R
Landis Corrigan 9	4x800R
Annamarie Montle 9	PV
Olivia Smart 9	4x800R
Sophia Szolosi 9	4x800R 3200
Thornville Sheridan	
Nora Covey 10	4x400R
Lily Dennis 11	DT
Sieannah Ramirez 9	4x400R
Claire Shriner 11	300H 4x400R
Beckett Strong 10	400 4x400R
Toledo Central Catholic	
Mary Ellis 12	4x200R 400 4x400R
Jara Johnson 11	4x200R 4x100R 4x400R
Nyla King 10	100 4x200R 4x100R 200
Taylor Scribner 11	100 4x200R 4x100R 4x400R
Jayla Watson 12	4x100R 300H 4x400R
Tontogany Otsego	
Brooke Simon 10	DT
Urbana	
Lyza Forson 10	SP
Van Wert	
Danesha Branson 12	4x200R 4x100R
Kendra Deerhing 10	100 4x200R 4x100R 200
Sofi Houg 12	4x200R 4x100R
Macy Johnson 11	4x200R 4x100R
Versailles	
Meredith Barga 11	4x400R
Miriam Gehret 10	4x400R
Katey Litten 9	4x400R
Alexis Magoto 12	400 4x400R
Heidi Stammen 11	PV
Tori Tyo 11	SP
Vincent Warren	
Sydney Starcher 9	HJ
Warren Champion	
Kennady Grace 11	DT
Warsaw River View	
Cortney Bookless 11	4x200R
Alyssa Fox 10	4x200R
Kylie Miller 10	4x200R
Cayla Shrimplin 12	4x200R
Washington C.H. Washington	
Morgan Cartwright 12	4x200R
Kierstyn Mitchell 11	4x200R
Allie Mongold 12	4x200R
Megan Mongold 9	4x200R
Wauseon	
Hayley Meyer 12	SP
Grace Rhoades 12	1600
Teagan Rupp 11	LJ PV
Waverly	
Paige O'Bryant 9	100
Waynesville	
Samantha Erbach 11	1600 800
Abigail Foley 10	4x800R
Maria Gill 11	4x800R
Emme Greely 11	4x800R
Kyla Harvey 11	4x800R
West Lafayette Ridgewood	
Jessica Dotson 12	DT
West Milton Milton-Union	
Annie Smith 12	100H
Wheelersburg	
Gracie Perkins 10	HJ
Williamsport Westfall	
Caitlyn Shipley 11	800
Wooster Triway	
Zoey Baker 9	4x100R
Kalie Campbell 12	4x100R LJ
Ava Gaffey 10	4x100R
Addison Hudson 10	4x100R
Zanesville West Muskingum	
Mykell Bowen 12	DT
Rebecca Strunk 12	SP

Number of Athletes: 356
Number of Schools Represented: 121

DIVISION III

Anna	
Abbie McEldowney 12	4x200R
Chelsea McEldowney 10	4x200R
Brooke Metzler 10	4x200R
Ava Reed 9	4x200R
Ansonia	
Colleen Steinmetz 11	PV
Apple Creek Waynedale	
Skye Morris 11	300H
Anna Pittman 9	PV
Arcanum	
Faith Wooten 9	SP
Attica Seneca East	
Valerie Bordner 9	4x800R
Jaidyn Kagy-Alexander 10	4x800R
Cami Lantz 9	4x800R
Lilly Schiefer 11	4x800R 1600 3200
Bascom Hopewell-Loudon	
Alivia Roerdink 12	800
Bellaire	
Alyson Vingia 9	DT
Beverly Fort Frye	
Emma Richards 10	400
Bluffton	
Brianna Taber 12	PV
Botkins	
Brittany Arnold 11	4x800R 3200
Sophia Bajwa 10	PV
Addison Blindauer 9	4x800R
Grace Gutman 10	4x800R
Alaina Mann 10	4x800R 1600 3200
Jana Metz 10	DT
Bucyrus	
Emma Tyrrell 11	400
Caldwell	
Gwyn Lori 10	DT SP
Carey	
Kelsey Bursby 11	4x200R 4x100R
Lexi Plott 12	100H 4x200R 4x100R HJ
Eliza Weinandy 10	4x200R 4x100R
Macy Wentling 12	4x200R 4x100R
Castalia Margaretta	
Julia Berg 10	4x200R 4x100R 4x400R
Alayna Biehl 10	4x200R 4x100R PV
Anna Gasser 12	100H
Dani Grunden 10	4x100R
Grace Paseka 10	4x400R
Jennifer Patrick 12	DT SP
Macyn Phillips 11	4x200R 4x100R 4x400R
Olivia Saylor 11	4x200R 400 4x400R
Cincinnati Finneytown	
Ella Deuitch 10	HJ
Nijah Robinson 12	100 200
Cincinnati Seven Hills	
Claire Bachelder 9	4x200R
Callie Drew 11	4x200R
Amelia Schnirring 9	4x200R
Margret Schnirring 11	4x200R
Cincinnati Summit Country Day	
Delaney Kintner 10	800
Coal Grove Dawson-Bryant	
Laura Hamm 11	1600 4x100R
Olivia Kingrey 11	4x100R
Madison McDaniel 11	100 4x100R 300H 200
Kylie Montgomery 11	400
Alyssa Thibodaux 9	4x100R
Coldwater	
Alayna Dawson 9	4x200R
Allison Hamberg 12	100 4x200R
Kiersten Keller 10	4x200R
Jenna Leugers 12	PV
Becca Wenning 11	4x200R
Izzy Zahn 10	100 200 LJ
Columbia Station Columbia	
Alyssa Goebel 9	100H
Columbiana Heartland Christian	
Rebecca Geiss 9	3200
Columbus Grove	
Lauryn Auchmuty 10	4x100R
Brynn Fortman 12	4x100R 300H
Ruth Myers 9	4x100R

Kendal Palte 9	4x100R
Columbus Patriot Prep Academy	
Kam'Ryn Pradier 9	100
Columbus School for Girls	
Elise Barber 10	HJ
Grace Chapman 9	4x400R
Mira Martin 11	4x400R
Jameson Pillifant 11	4x400R LJ
Lila Schroeder 10	4x400R
Continental	
Rhaegan Marshall 11	LJ
Cortland Maplewood	
Caleigh Richards 11	1600 3200
Covington	
Carlie Besecker 11	400
Creston Norwayne	
Kendra Berger 10	4x100R PV
Lillith Dreibelbis 9	4x800R
Sydney Emler 11	4x200R 4x100R
Kaylee Graham 9	4x400R
Lacy Hess 12	4x200R 4x400R
Corinne McCall 10	4x800R
Allison Morlock 12	DT SP
Annabel Stanley 12	4x800R 3200
Reece Urban 9	4x200R 4x100R
Shelby Vaughn 11	4x200R 4x100R 4x400R
Jaylee Wingate 12	4x800R 1600 800 4x400R
Dalton	
Brianna Chenevey 12	100 4x100R 200
Marley Clark 12	SP
Lauren Clos 12	4x100R
Macy Seeman 11	4x100R
Mackenna Thiel 11	PV
Courtney Weaver 11	4x100R
Dayton Christian	
Isabella Ferriman 11	1600
Aurora Schubert 11	100H
Defiance Ayersville	
Kaylee Dockery 12	100H
Ally Schindler 11	200 LJ
Defiance Tinora	
Lauren Sattler 11	1600 3200
Delphos Jefferson	
Lyv Lindeman 11	100H 300H
Delphos St. John's	
Alex Kessen 11	100 200 LJ
Delta	
Josilyn Welch 10	3200
East Canton	
Audrey Wade 11	1600
East Palestine	
Mia Lee 12	HJ
Elmore Woodmore	
Jordan Beam 12	4x800R
Caydie Buchanan 11	4x800R
Ariana Florio 9	4x400R
Emma Hammer 11	4x800R 800 4x400R
Rahzia Rios 12	400 4x400R
Azure Travis 11	100H 300H 4x400R
Olivia Vogelpohl 12	4x800R 1600
Fort Loramie	
Ella Boerger 11	4x400R
Camille Borchers 9	4x800R
Colleen Borchers 11	4x800R
Harley Eilerman 10	4x400R
Ariel Heitkamp 10	100H 4x200R 300H
Izzy Meyer 9	4x200R 4x100R
Lauren Moore 10	4x800R
Taylor Schmitmeyer 9	4x200R 4x100R 4x400R
Mylee Shatto 10	4x800R 4x400R
Sunni Voisard 11	4x200R 4x100R
Audrey Wrasman 10	4x100R
Fort Recovery	
Natalie Brunswick 11	4x800R
Megan Diller 12	4x800R
Paige Guggenbiller 11	4x100R
Kiana Matsuda 11	4x100R
Kennedy Muhlenkamp 10	4x800R
Mara Pearson 11	4x100R LJ
Anna Roessner 10	4x100R
Ellie Will 11	4x800R
Frankfort Adena	
Sydney Foglesong 12	DT SP
Claire Robinson 11	PV
Galion Northmor	
Natalie Hunter 10	PV
Garfield Heights Trinity	
Imari Charlton 12	4x100R
Iniya Charlton 10	100 4x100R 200
Miracle Head 10	4x100R
Toni Jamison 9	4x100R
Gibsonburg	
Brianna Montgomery 12	300H
Grandview Heights	
Hayley Cook 11	4x200R
Elise Grainger 10	4x200R
Kyra Hill 9	4x200R
Keelin Swisher 10	4x200R
Greenwich South Central	
Gracelyn Lamoreaux 11	100H
Angela Williams 11	200 LJ
Hamler Patrick Henry	
Ada Christman 9	4x400R
Karlie Gubernath 10	4x400R
Lexi Holloway 11	4x400R
Megan Meyer 11	4x400R
Harrod Allen East	
Rilynn Jones 10	300H
Hartville Lake Center Christian	
Nicole Hayes 9	4x100R
Faith Hayslip 10	4x100R
Gianna Ritchie 9	800
Sarah Stock 11	4x100R
Ta' Misha Twitty 12	4x100R
Haviland Wayne Trace	
Kiara Bahena 12	4x800R 800 4x400R
Abby Elkins 9	4x800R
Bethany Miller 10	4x800R
Abby Moore 12	4x800R
Gracie Shepherd 12	HJ
Sydnee Sinn 12	400 800 4x400R
Careen Winans 9	4x400R
Caroline Winans 9	4x400R
Holgate	
Jolynn Eis 12	DT SP
Houston	
Emilee Earl 10	DT SP PV
Howard East Knox	
Isabella Grennell 10	SP
Independence	
Casey Adams 11	LJ
Kalida	
Andrea Burgei 11	4x800R
Camille Hovest 12	DT SP
Allie Kuhlman 10	4x800R
Lauren Laudick 9	4x800R
Ady Miller 10	4x800R
Kinsman Badger	
Katie Grexa 11	HJ
Lakeside Danbury	
Katelynne Bergman 10	400
Leesburg Fairfield	
Hallie Haines 12	400
Liberty Center	
Peyton Armey 12	4x200R 4x100R
Emili Cramer 12	DT
Cassie Elieff 12	4x800R
Aletha Fausnight 9	HJ
Emersyn Gerken 11	HJ
Makayla Meller 11	4x800R 3200
Gracie Miller 11	4x800R 800
Kristine Minnich 11	4x800R
Elle Mohler 11	4x200R 4x100R 200
Haley Mohler 12	4x200R 4x100R
Calla Oelkrug 12	PV
Calleigh Stoner 9	4x200R 4x100R
Lima Central Catholic	
Olivia Stolly 12	LJ
Lima Temple Christian	
Cece Worsham 12	100H 100 200
Loudonville	
Kenzie Cutlip 12	LJ
Tess Shultz 10	1600
Corri Vermilya 11	100H 300H
Louisville St. Thomas Aquinas	
Ky'Ara Ross 12	100 LJ
Lowellville	
Sophia Yon 11	800
Lucas	
Rebekah Case 10	PV
Shelby Grover 12	100H 300H HJ LJ
Maria Stein Marion Local	
Grace Moeller 9	100H
Ava Ranly 10	HJ
McDonald	
Melinda Brown 12	100 4x200R
Emma Bundy 9	DT
Grace Bundy 11	DT SP
Lillian Cappuzzello 11	4x800R 4x400R
Rita Domitrovich 9	4x800R 4x200R 4x400R
Kylie Flere 10	4x800R 4x200R 4x400R
Jessica Hansen 9	4x200R 200
Megan Hipple 12	1600 800 3200
Juliana Krumpak 9	4x800R 4x400R
Mechanicsburg	
Taylor Miller 12	4x400R
Clair Rodgers 9	4x400R
Isabelle Rodgers 9	4x400R
Olivia Skillings 11	4x400R
Middlefield Cardinal	
Anna Layman 11	PV
Milford Center Fairbanks	
Kinley Green 12	100 200
Rachael Hoover 11	1600
Macy Miller 12	100H 300H HJ
Miller City	
Pfau Andrea 10	1600
Mineral Ridge	
Olivia Booth 12	DT
Ava Hulett 10	100H
Minster	
Cameo Cedarleaf 12	4x200R 400 4x400R
Chaney Cedarleaf 11	4x800R 3200
Keri Heckman 10	4x200R 4x100R 4x400R
Annie Hemmelgarn 9	800
Margaret Hemmelgarn 11	4x800R 1600
Anna Kohne 9	4x100R
Kayla Lamm 11	HJ
Anna Larger 11	4x200R 4x100R
Maria Niekamp 9	4x800R 3200
Taylor Roth 12	4x800R 800 4x400R
Ava Stammen 10	4x400R

Kylie Williams 12	100 4x200R 4x100R
Mogadore	
Katie Lane 11	4x800R 800 4x400R
Brook McIntyre 11	4x800R 4x400R
Ari Tompkins 10	4x800R 400 4x400R
Rachel Whetstone 12	4x800R 4x400R
Montpelier	
Jacee Altaffer 11	4x200R 4x100R
Makaya Crisenbery 12	4x200R 4x100R
Bria Friend 9	4x200R 4x100R
Aleigha Hillard 10	4x200R 4x100R 200
Mt. Blanchard Riverdale	
Auhdra Myers 12	100 LJ
Kendel Rall 11	300H
New Bremen	
April Baker 9	4x400R
Mia Hirschfeld 10	4x400R
Riana Paul 12	4x400R
Caroline Whitlatch 12	4x400R
New Knoxville	
Addi Albers 9	4x400R HJ
Sannah Chede 9	4x400R
Brynn Egbert 10	4x400R
Ariyah Pfenning 9	4x400R
New Lebanon Dixie	
Sierra Brinson 11	DT SP
New London	
Kaitlyn Gum 12	DT SP
Reese Landis 11	1600 3200
New Madison Tri-Village	
Adalynn Hines 9	LJ
Loryn Metzcar 12	DT SP
New Middletown Springfield	
Graciella Ebert 12	4x200R 4x100R
Cali Matey 10	4x200R 4x100R
Emma Sanders 11	4x200R 4x100R
Ava Vecchione 11	4x200R 4x100R 300H 200
New Philadelphia Tuscarawas Cent. Cath.	
Elena Price 9	800
North Lewisburg Triad	
Cayla Eaton 11	100H 300H
North Robinson Colonel Crawford	
Brynn Bruner 9	4x800R
Cecelia Chase 11	4x800R 1600 3200
Rylinn Edgington 9	4x800R
Mira Holt 10	4x100R 4x400R
Ayla Mckibben 11	4x200R
Lynae Mckibben 11	4x200R
Reagan Ritzhaupt 12	4x200R 4x100R 4x400R
Rylee Ritzhaupt 12	4x200R 4x100R 4x400R
Gabby Roston 10	4x800R 4x400R PV
Niyah Shipman 11	HJ LJ
Hailey Slagle 11	4x100R
Northwood	
Breanna Bolden 11	SP
Oberlin	
Olivia Hudson 9	400
Ottoville	
Jessa Burgei 11	300H
Peebles	
Payton Johnson 11	100 200
Samantha Seas 11	3200
Reedsville Eastern	
Erica Durst 12	800
Rittman	
Brooke Bowlby 9	4x800R
Merrick Gibson 10	4x800R
Pyper Gibson 12	4x800R 3200
Caroline Kennel 12	4x800R
Rootstown	
Carlee Clifford 12	100H
Brooklynn McIntyre 11	SP
Salineville Southern Local	
Maddy Jones 9	DT
Sandusky St. Mary Central Catholic	
Mazzara Lynch 12	PV
Shaker Heights Laurel	
Margaret Jones 12	SP
Sidney Fairlawn	
Addison Swearingen 11	100 400 200
Sidney Lehman Catholic	
Katie McFarland 11	4x100R PV
Mara O'Leary 11	4x100R
Kailee Rank 10	4x100R
Caroline Wesner 12	4x100R LJ
Smithville	
Kaitlyn Carr 9	3200
Abby Hartzler 12	HJ
Maddy Lengacher 11	400
Southington Chalker	
Abbey Grimm 9	LJ
Spencerville	
Lexie Greer 11	PV
St. Henry	
Karlee Buschur 9	300H
Ellie Fullenkamp 10	HJ
Ava Stammen 12	LJ
Sugarcreek Garaway	
Ellie Goehring 10	4x800R
Jessie Johnson 12	4x800R 800
Meghan Schwartz 11	4x800R 800
Kenadi Yoder 12	4x800R
Tiffin Calvert	
Brooklyn Brown 11	4x200R 4x400R
Emily Miller 9	4x200R 4x400R
Camryn Shook 11	4x200R 400 4x400R
Leah Smith 12	100 4x200R 200 4x400R
Toledo Christian	
Sophia Koralewski 11	4x400R
Jordan Rosales 12	400 4x400R
Anna Stainbrook 12	4x400R
Myiah Welborn 11	4x400R
Toledo Emmanuel Christian School	
Jenna Ramsey 12	3200
Toledo Ottawa Hills	
Anna Ellingson 11	4x800R
Audrey Nixon 9	4x800R
Elanora Smith 12	4x800R 1600
Erin Wilmore 11	4x800R
Van Wert Lincolnview	
Brynleigh Moody 9	1600
Vienna Mathews	
Chloe Simeon 12	DT
West Liberty-Salem	
Mallory Bostick 11	4x800R
Teagan Boyd 10	4x800R
Breece Gullett 9	4x800R
Ashley Yoder 11	4x800R
Windham	
Briah Daniel 11	SP
Worthington Christian	
Ellie Cain 12	4x800R
Jamie Custer 11	4x200R 4x100R
Sydney Dolly 9	4x200R
Rachel Fife 11	4x200R 4x100R
Meghan Mayotte 12	HJ
Ellen Mousa 10	4x100R
Natalie Ryan 10	4x800R
Emma Unger 11	4x800R
Zoe Ward 12	4x800R
Natalie Woodfin 11	4x200R 4x100R
Xenia Legacy Christian Academy	
Caroline Hamilton 10	800
Maddy Merritt 12	100 400 200
Youngstown Cardinal Mooney	
Sophia Diorio 11	4x200R 400 4x400R
Talecia Huff 10	4x200R 4x400R
My'Kayla Jones 12	4x200R HJ
My'Kiah Jones 10	4x400R
Sammy Rotunno 10	4x200R 300H 4x400R
Zoarville Tuscarawas Valley	
Emma Benner 12	100H 4x200R 4x100R
Leah Bourquin 10	4x200R 4x400R
Kylee Fender 9	4x400R
Emma Howard 10	4x200R 4x100R
Cara Pipitone 12	4x200R 4x100R 300H 4x400R
Sally Ray 11	4x100R
Sami Ward 9	4x400R

Number of Athletes: 337
Number of Schools Represented: 114

SEATED DIVISION

Beavercreek	
Zoe Roll 10	100 400
Canton GlenOak	
Elena Knowles 10	100 400 800 SP
Chillicothe Huntington	
Brooke Hopkins 11	SP
Delphos Jefferson	
Megan Hoersten 10	SP
Fort Loramie	
Jessica Albers 12	100 400 800 SP
Grove City	
Esther-Faith Henn 11	100 400 800
Lexington	
Megan Haring 10	100 400
Lisbon Beaver	
Savannah Nign 10	100
Marion Elgin	
Julia Kuba 9	100 400 SP
Massillon Jackson	
Abigail LaPole 9	SP
Massillon Perry	
Ahsha DiPietro 9	100 400 800 SP
Massillon Washington	
Riley Hostetler 11	100 400 SP
Alayna Mendenhall 10	100 400 SP
Mogadore	
Katy Loughney 9	100 SP
Pemberville Eastwood	
Jenna Gallant 9	SP
Streetsboro	
Milena Sobie 11	100 400 800 SP
Vincent Warren	
Mia Janes 12	SP
West Chester Lakota West	
Juniper Jun McKnight 9	100 400 SP

Number of Athletes: 18
Number of Schools Represented: 17

DIVISION I — PICKERINGTON HS CENTRAL

Head Coach Jason Roach's state qualifiers were: Isaiah Harper, Jr., (4x400); Iyrenn Harrison, Sr., (4x400); Kaleb Holloway, Sr., (4x100); Troy Lane, Jr., (100, 200, 4x100, 4x400); Xavier McCoy, Fr., (4x100); Ethan Pinkins, Jr., (4x100, 4x400).

2022 FINAL STANDINGS:

1.	Pickerington HS Central	31
2.	Lewis Center Olentangy Orange	30
3.	Loveland	26

DIVISION II — CLEVELAND GLENVILLE

Head Coach Ted Ginn's state qualifiers were: Malik Davis, Jr., (4x400); Marquise Davis, Fr., (4x100); Jermaine Foster, Jr., (HJ); Micquan Gravely, So., (100, 4x100); Milique Herron, Jr., (200, 4x200, 4x100); Gregory Howard, Sr., (4x400); Joe Larkins, Sr., (4x100, 4x400); Sidney Little, Sr., (4x200); Jamari Townsend, Fr., (4x200); Jayson Williams, So., (110H, 300H, 4x200, 4x400).

2022 FINAL STANDINGS:

1.	Cleveland Glenville	45
2.	LaGrange Keystone	35
3.	Alliance Marlington	27
3.	Toledo Central Catholic	27

DIVISION III — CRESTON NORWAYNE

Head Coach Jacob Morgan's state qualifiers were: Mason Booth, Sr., (4x200); Nic Graham, Sr., (PV); Brady Lendon, Jr., (100, 4x200); Colby Morlock, Sr., (DT, SP); Dillon Morlock, So., (DT, SP); Isaiah Portis, Sr., (LJ, 4x200); Roman Portis, Jr., (4x200).

2022 FINAL STANDINGS:

1.	Creston Norwayne	40
2.	McDonald	38
3.	Bascom Hopewell-Loudon	31

DIVISION I — GAHANNA LINCOLN

Head Coach Roger Whittaker's state qualifiers were: Goldie Attah-Gyamfi, So., (4x200, 4x100); Camden Bentley, Jr., (100H, 300H, 4x200); Daisha Decree, Jr., (LJ); Addison Galloway, So., (4x800); Hannah Reich, Sr., (4x800); Keena Sanders, So., (4x200, 4x100); Alyssa Shope, Sr., (3200, 4x800); Ayanna Stafford, Jr., (100, 200, 4x200, 4x100); Ava Tominack, Jr., (4x800); M'Kaia Trent, Sr., (4x100).

2022 FINAL STANDINGS:

1.	Gahanna Lincoln	47
2.	Westerville Central	31
3.	Massillon Jackson	24

DIVISION II — DAYTON OAKWOOD

Head Coach Mark Stiver's state qualifiers were: Emma Almoney, Jr., (4x800, 4x400); Bella Butler, Jr., (1600, 3200, 4x800, 4x400); Elizabeth Erwin, Fr., (4x800); Grace Hartman, Sr., (1600, 3200, 4x800, 4x400); Bella Horne, Jr., (100H, 300H); Sadie Knostman, Sr., (DT); Ellerie Nye, Sr., (400, 4x400).

2022 FINAL STANDINGS:

1.	Dayton Oakwood	47
2.	Akron Buchtel	39
3.	Peninsula Woodridge	38

DIVISION III — NORTH ROBINSON COLONEL CRAWFORD

Head Coach Preston Foy's state qualifiers were: Corin Feik, Sr., (DT); Julia Feik, Sr., (SP); Mira Holt, Fr., (4x400); Liv Krassow, Sr., (HJ); Lynae Mckibben, So., (4x400); Rylee Ritzhaupt, Jr., (4x400); Gabby Roston, Fr., (PV, 4x400); Katie Ruffener Sr., (100H, 100, 300H, LJ); Niyah Shipman, So., (HJ).

2022 FINAL STANDINGS:

1.	North Robinson Colonel Crawford	44
2.	Castalia Margaretta	41
3.	Minster	30

RECAP

114th Annual Boys, 47th Annual Girls and 9th Annual Seated OHSAA State Track and Field Championships (June 3–4, 2022) Jesse Owens Memorial Stadium, The Ohio State University

The Ohio high school outdoor track and field season culminated this weekend with electric competition displayed at Jesse Owens Stadium on the campus of Ohio State University in Columbus.

Division I

The highlights of the OHSAA Division I state meet consisted of some jaw-dropping marks that speak to the true nature of track and field in Ohio.

After running an already-impressive 13.45 in the preliminaries of the 100m hurdles, Camden Bentley knew that wasn't enough.

In the finals, Bentley ran an astounding, US #1 mark in the 100m hurdles, crossing the finish line in 13.25. However, with the wind reading at +3.3, the mark was unfortunately wind-aided. Regardless, whichever way you look at it, 13.25 is an unreal mark in that event.

That wasn't quite enough either, as she came back to win the 300m hurdles in 42.82; another great mark for the Gahanna Lincoln star.

Troy Lane threw down this weekend, ultimately earning titles in the 200m, running 21.09, as well as the 4x100m relay with his Pickerington HS Central teammates.

However, it was the 100m final where Lane truly shined, running a remarkable 10.25 to blast down the existing Division I state record, making it his own.

Nick Plant knew how to put on a show this weekend, throwing down an unreal 1:48.65 in the 800m to reset the Division I state record and earning him a decisive state championship. That mark currently sits him at US #3.

Plant's future Virginia Tech teammate, Ryan Chevalier, ran nearly a four-second PR in the 1600m, as his 4:07.70 earned him the state championship over Connor Ackley, who was second in 4:10.67.

Morgan Monesmith of Hathaway Brown earned two strong wins in the distance races, running 4:53.90 in the 1600m and 2:09.09 in the 800m—both wins were decisive, creating strong gaps over the field by the race's completion.

Azariyah Bryant came home with the short sprints double, winning both the 100m and 200m in 11.60 and 23.94, respectively.

Madelyn Moretti of Madison was the double winner in the throws events, throwing 134-08 in the discus to win by six feet and threw 44-06.25 in the shot put to win by nearly two feet.

Division II

A handful of Division II state records fell in this electric weekend of competition, along with seeing many double, or even triple winners in individual events.

Not many people can say they set not one, but two state records in one weekend. Kya Epps, however, is one of those few people, as she set state records in both the 100m, as well as 200m in obliterating the field.

Her marks of 11.57 in the 100m and 23.81 in the 200m will definitely be challenging to beat in the future, leaving her a strong legacy on the Division II level.

Finding herself in strong battles over the middle distances, Elizabeth Whaley of Indian Hill set a new Division II state record in the 1600m, running 4:43.31. She was also in a heated 800m field, as she took second in that event with a 2:08.62.

There aren't too many state meets out there where you could run 2:08 and finish second, let alone not even being in the top Division!

The winner of that girls' 800m, Alexa Fortman, took the other side of the middle distances, running the 800m in 2:08.60 and the 400m in 55.74 to bring home two state championships. The Ottawa-Glandorf star is only a junior, so state records in these events could certainly be in question in the future.

In the 4x100m relay, Hawken bettered their own Division II state record in this event, running 41.66 in the finals to topple the competition by a hefty margin.

Ryne Shackelford was the lone triple winner in individual events in Division II, taking home state championships in the 100m, running 10.62; the 200m, running 21.31; and the long jump with a mark of 24-01.50. His efforts were huge for Keystone, as they notched a runner-up performance in the team standings, scoring 35 points.

In the throws, both Josiah Cox on the boys' side and Morgan Hallett on the girls' side completed the shot put/discus double, each winning both events for their respective genders.

Cox threw 60-01.50 in the shot put, only winning by half a foot, while in the discus, he threw 176-11 to win by nearly ten feet.

Hallett threw 46-07 in the shot put to give her a two-and-a-half foot margin of victory, while in the discus, she tossed 156-04 to win by less than two feet.

In the boys' pole vault, David Adams of Indian Valley won a highly competitive battle, clearing 16-02 to ultimately win the state title. Javin Richards of Perry was not far behind, clearing 15-10 to finish as runner-up.

Division III

The biggest highlight of the OHSAA State Championships came from Division III, as showcased by an NFHS national record.

Bringing her best to the state championship, Kenna Stimmel soared to new heights in the pole vault, literally, as she set the NFHS national record in the event, clearing 14-6.25 to ultimately set a new PR, as well as bringing home a state championship.

Not to mention, she also finished 2nd in a very tight 100m final, running 12.10 to finish just behind event winner Kiersten Franklin's 12.05, and also finished 5th in the 100m hurdles, running 15.09.

The winner of that 100m hurdles final, Katie Ruffener, had already broken the DIII state record in the preliminaries, running 13.87, but went out with a bang in the finals, running 13.71 to bring the record down even further.

Rueffner had a very busy weekend as well, as she also won the 300m hurdles in 43.06, took 3rd in the 100m final in 12.32, and placed 4th in the long jump with a 17-08.25 mark. She earned a total 31 team points for Colonel Crawford over the course of the weekend.

In the throwing events, the Morlock brothers from Norwayne were simply unstoppable, as senior Colby took 1st in the shot put and 2nd in the discus, while sophomore Dillon took 1st in the discus and 2nd in the shot put. All said and done, the Morlocks earned 36 crucial team points for Norwayne, which put the team in 1st by a hefty margin after the first day of competition.

Kaleb Nastari of United made light work of the D3 state record in the 800m, as he soloed a 1:49.56 to win the event by nearly four seconds over the field.

In taking on the sprints triple of the 100m/200m/400m, Sherron Jones of Hopewell-Loudon proved his ability to perform on a high level when it counts, across six individual races over prelims and finals. He ultimately wound up with three state championships, winning the 100m in 10.93, the 200m in 21.63, and the 400m in 47.97.

The distance races were all in the name of Brady Yingst, as he brought home the 1600m/3200m double in simple fashion. His 4:10.74 in the 1600m won that race by nearly eight seconds, while his 9:14.46 in the 3200m won by nearly seven seconds, giving him some large margins of victory in destroying the competition.

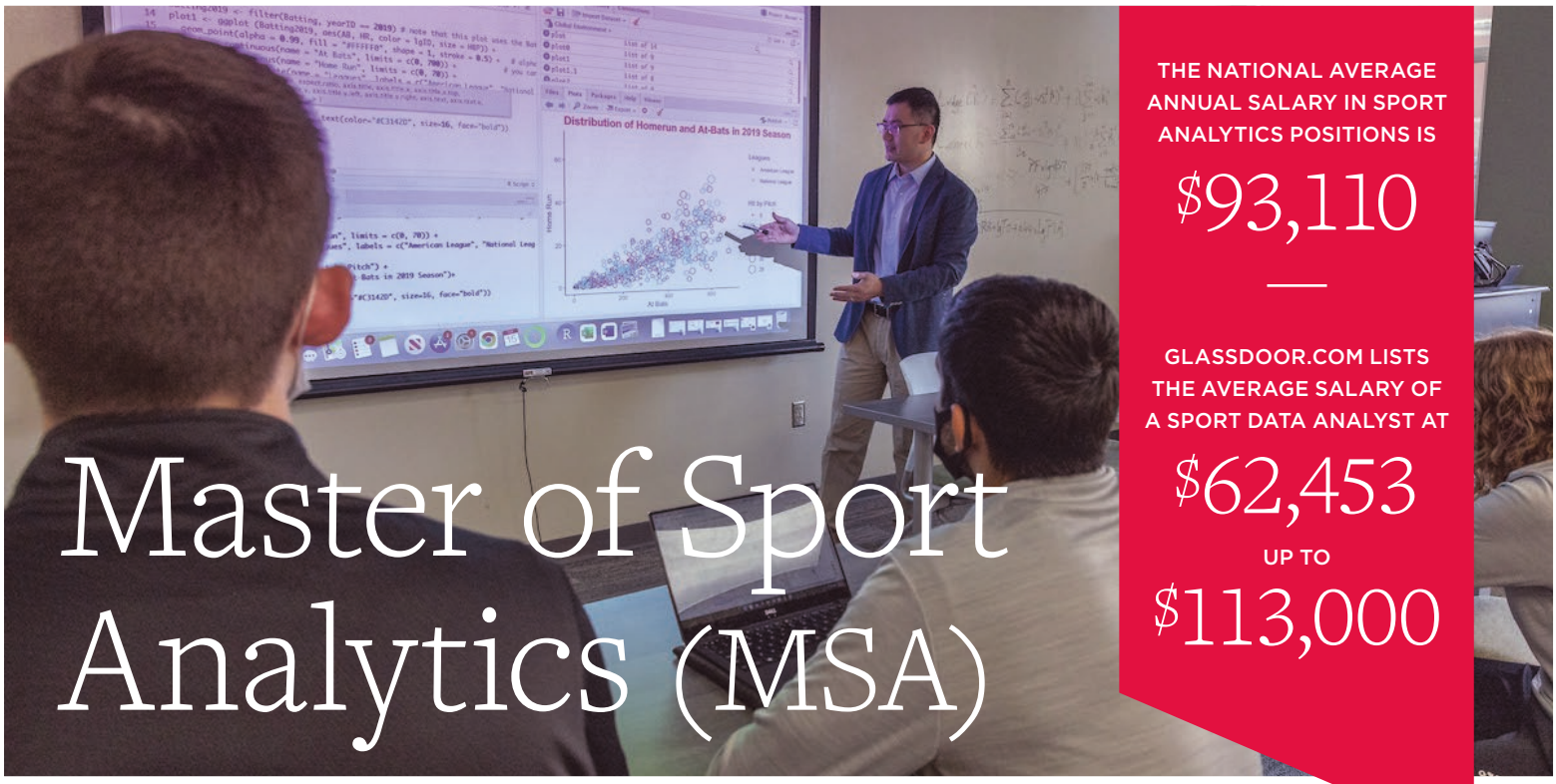

Master of Sport Analytics (MSA)

THE NATIONAL AVERAGE ANNUAL SALARY IN SPORT ANALYTICS POSITIONS IS

$93,110

GLASSDOOR.COM LISTS THE AVERAGE SALARY OF A SPORT DATA ANALYST AT

$62,453

UP TO

$113,000

Offered as a collaboration between the department of Sports Leadership and Management and the department of Information Systems and Analytics, the MSA program combines the academic strength of Sport Management and Business Analytics and equips students with cutting-edge analytics knowledge in both sport performance and sport business.

The U.S. Bureau of Labor Statistics predicts that job growth in several sport fields will grow faster than average through 2028. Listed among the skills needed for the future is Sports Analytics, the ability to create statistical models to evaluate and assist with decision making for player and team success. Our Master of Sport Analytics degree specifically targets these career opportunities in sport performance (e.g., coaching) and sport business (e.g., administration/management, marketing/communication, economics) fields.

- 30 credit hours to be completed within 9 to 12 months (or longer if needed).
- On campus instruction with the option for some online courses.
- Flexible timeline for course completion (August to May or August to July).
- Cutting-edge knowledge and techniques instructed by leading scholars.
- A graduate certificate in data analytics from the Farmer School of Business is embedded in the Masters.

TARGETED CAREERS

Professional teams, intercollegiate athletic departments, varsity teams, professional teams, consulting firms, corporate companies, etc. have an increasing demand for sports analytics talent.

"Analytics is completely transforming the way we watch and play sports. It's the future within the industry—both on the player personnel side and on a business side."

Adam Beissel
SLAM ASSISTANT PROFESSOR

MIAMI UNIVERSITY | COLLEGE OF EDUCATION, HEALTH, AND SOCIETY

Learn and discover
MiamiOH.edu/sportanalytics

GIRLS

		Champion		Runner-Up	
1975	AAA	Toledo Scott	60	Toledo Whitmer	34
	AA	Doylestown Chippewa	46	Dayton Jefferson	44
	A	Frankfort Adena	60	Minster	43
1976	AAA	Dayton Stivers-Patterson	38	Euclid & Toledo Start	33
	AA	Dayton Jefferson	68	Youngstown North	30
	A	Minster	52	Pitsburg Franklin Monroe	30
1977	AAA	Toledo Rogers	36	Upper Arlington	34
	AA	Dayton Jefferson	45	Doylestown Chippewa	40
	A	Minster	55	Pitsburg Franklin Monroe	37
1978	AAA	Cleveland John Adams	40	Euclid	33
	AA	Youngstown Liberty	34	Mansfield Malabar & Avon	32
	A	Minster	59	Youngstown North	27
1979	AAA	Cleveland John Adams	48	Toledo Rogers	25
	AA	Dayton Jefferson	30	Avon & Columbus Centennial & Zanesville West Muskingum	22
	A	Minster	75.33	Cols. School for Girls	38
1980	AAA	Toledo Start	39	Centerville	32
	AA	Girard	40	Springfield Catholic Central	28
	A	Minster	54	Antwerp	30
1981	AAA	Centerville	36	Columbus Mifflin	28
	AA	St. Clairsville	28	Dayton Roth	24
	A	Zanesville Bishop Rosecrans	40	Minster	34
1982	AAA	Columbus Mifflin	56	Upper Arlington	26.75
	AA	Columbus East	60	Sunbury Big Walnut	41
	A	Minster	45	Zanesville Bishop Rosecrans	37
1983	AAA	Trotwood-Madison	30	Celina	26
	AA	Columbus East	30	Cadiz	28
	A	Zanesville Bishop Rosecrans	54	Minster	45
1984	AAA	Trotwood-Madison	38	Upper Arlington	37
	AA	Columbus Bishop Hartley	43	Ravenna Southeast	28
	A	Zanesville Bishop Rosecrans	66	Minster	49
1985	AAA	Upper Arlington	38	Toledo Macomber-Whitney	32
	AA	Ravenna Southeast	31	Cincinnati Roger Bacon & Oberlin	30
	A	Minster	40	Ashland Crestview	34
1986	AAA	Cleveland Heights Beaumont	33	Toledo Scott	25
	AA	Columbus Bishop Hartley	34	Steubenville	30
	A	Cincinnati Academy of Physical Education	36	Rockford Parkway	30
1987	AAA	Cleveland Heights Beaumont	44	Cleveland John Adams	34
	AA	Kansas Lakota	40	Steubenville	38
	A	Newark Catholic	42	Dayton Jefferson	39
1988	AAA	Cleveland Heights Beaumont	39	Centerville	27
	AA	Columbus Bishop Hartley	34	Cincinnati Academy of Physical Education & Olmsted Falls	28
	A	Baltimore Liberty Union	30	Columbus School for Girls & Galion Northmor	28
1989	AAA	Cincinnati Princeton	30	Springfield South	28
	AA	Cleveland Heights Beaumont	75	Baltimore Liberty Union	30
	A	Minster	57	Liberty Center & Maria Stein Marion Local	34
1990	I	Cleveland Heights	45	Upper Arlington	40
	II	Cleveland Heights Beaumont	98	Richfield Revere	40
	III	N. Robinson Colonel Crawford	44	Sandusky St. Mary Cent. Cath.	40
1991	I	Cleveland Heights	71	Columbus Northland	36
	II	Cleveland Heights Beaumont	52	Bexley	38
	III	N. Robinson Colonel Crawford	49	Middletown Bishop Fenwick	38
1992	I	Cleveland Heights	40	Cleveland John Adams	29
	II	Cleveland Heights Beaumont	46		
		Springfield Shawnee	46		
	III	N. Robinson Colonel Crawford	48	Houston	29
1993	I	Rocky River Magnificat	47	Cleveland Heights	32
				Worthington Thomas Worthington	32
	II	Sandusky Perkins	38	Cleveland Heights Beaumont	37
	III	Elmore Woodmore	34		
		Middletown Bishop Fenwick	34		
1994	I	Cleveland John Adams	38		
		Rocky River Magnificat	38		
	II	Cleveland Heights Beaumont	49	Ironton	30
				Smithville	30
	III	Coldwater	41	Lucasville Valley	38
1995	I	Cleveland Heights	32		
		Trotwood-Madison	32		
	II	Dover	42	Steubenville	32
	III	Coldwater	50	Peninsula Woodridge	36
1996	I	Cleveland Heights Beaumont	58	Cleveland Heights	51
	II	Coldwater	48	Copley	44
	III	Defiance Ayersville	38	Findlay Liberty-Benton	31
1997	I	Cleveland Collinwood	56	Springfield South	34
	II	Cleveland Heights Beaumont	87	Copley	29
	III	Rawson Cory-Rawson	38	Bluffton	32
				Defiance Ayersville	32
1998	I	Cleveland Collinwood	58		
		Columbus Brookhaven	58	Dayton Meadowdale	34
	II	Cleveland Heights Beaumont	73	Gates Mills Hawken	35
	III	Lancaster Fisher Catholic	42	Rawson Cory-Rawson	40
1999	I	Cleveland Collinwood	59	Columbus Brookhaven	51
	II	Cleveland Heights Beaumont	89	Akron Archbishop Hoban	44
	III	Gates Mills Hawken	51	Burton Berkshire	34
2000	I	Cleveland Collinwood	47	Cleveland Heights Beaumont	40
				Cleveland Heights	40
	II	Upper Sandusky	59	Dayton Dunbar	26
	III	Gates Mills Hawken	46	Bedford St. Peter Chanel	36
2001	I	Cleveland Collinwood	40		
		Cleveland Heights Beaumont	40		
	II	Upper Sandusky	31	Columbus School for Girls	28
	III	Minster	53	Gates Mills Hawken	37
2002	I	Cleveland Heights Beaumont	54	Elyria	45
	II	Ottawa-Glandorf	31.5	Granville	30
	III	Minster	54	Gates Mills Hawken	43
2003	I	Elyria	41	Cleveland Heights Beaumont	34
	II	Shelby	39	Columbus Hamilton Township	36
	III	Minster	41.33	Gates Mills Hawken	36
2004	I	Cleveland Collinwood	54		
		Mason	54		
	II	Columbus Eastmoor Academy	54	Barnesville	31
	III	Minster	47	Gates Mills Hawken	36
2005	I	Cleveland Collinwood	65	Lancaster	31
	II	Columbus Eastmoor Academy	60	Girard	33
	III	Gates Mills Gilmour Academy	54	Bellaire St. John Central	32
				Collins Western Reserve	32
2006	I	Cleveland Collinwood	47	Mason	32
				Euclid	32
	II	Mantua Crestwood	58	Gallipolis Gallia Academy	45
	III	Gates Mills Gilmour Academy	55	Bellaire St. John Central	47
2007	I	Cleveland Heights Beaumont	44	Cleveland Collinwood	36
	II	Akron Buchtel	43	Gallipolis Gallia Academy	34
	III	Gates Mills Gilmour Academy	42		
		Bellaire St. John Central	42		
2008	I	Cleveland Heights Beaumont	62	Reynoldsburg	46
	II	Cuyahoga Falls CVCA	60	Warrensville Heights	43
	III	Bellaire St. John Central	69	Gates Mills Gilmour Academy	61
2009	I	Reynoldsburg	82	Cincinnati Withrow	35
	II	Columbus Bishop Hartley	55		
	II	Cuyahoga Falls CVCA	55		
	III	Gates Mills Gilmour Academy	73	Versailles	62
2010	I	Reynoldsburg	56	Rocky River Magnificat	35
	II	Cleveland Collinwood	77	Columbus Bishop Hartley	71
	III	Versailles	47.5	Gates Mills Gilmour Academy	36
2011	I	Reynoldsburg	47	Cincinnati Withrow	39
	II	Columbus Bishop Hartley	47	Toledo Rogers	30
	III	Steubenville Catholic Central	41	Versailles	37
2012	I	Reynoldsburg	56	Lorain	34
	II	Akron St. Vincent-St. Mary	55	Columbus Eastmoor Academy	46
	III	Versailles	39	Waynesfield-Goshen	34
2013	I	Solon	47	Cincinnati Withrow	25
	II	Columbus Eastmoor Academy	58	Dayton Meadowdale	38
	III	Versailles	28	Gahanna Columbus Academy	24

All-Time State Champions and Runners-Up

		Champion		Runner-Up	
2014	I	Solon	47	Pickerington HS Central	46
	II	Dayton Meadowdale	40	Akron St. Vincent-St. Mary	25
				Millersburg West Holmes	25
				Orrville	25
	III	McDonald	45	Defiance Tinora	44
				Louisville St. Thomas Aquinas	44
2015	I	Cincinnati Withrow	50		
		Gahanna Lincoln	50		
	II	Findlay Liberty-Benton	45	Dayton Meadowdale	32
	III	Louisville St. Thomas Aquinas	69	Minster	58
2016	I	Cincinnati Withrow	64	Gahanna Lincoln	53
	II	Findlay Liberty-Benton	52	Kettering Archbishop Alter	25
				Steubenville	25
	III	Louisville St. Thomas Aquinas	60	Minster	35
2017	I	Cincinnati Withrow	58	Gahanna Lincoln	51
	II	Beachwood	35	Carrollton	29
	III	Anna	38	Minster	36
2018	I	Gahanna Lincoln	51	Lancaster	31
				Twinsburg	31
	II	Beachwood	38	Akron Buchtel	31
	III	Minster	57	Covington	32
2019	I	Liberty Twp. Lakota East	65	Mentor	41
	II	Cincinnati Indian Hill	43	Akron St. Vincent-St. Mary	28
				Dayton Oakwood	28
	III	West Liberty-Salem	50	Archbold	39

		Champion		Runner-Up	
2020		**2020 SEASON CANCELLED DUE TO COVID-19 PANDEMIC**			
2021	I	Mentor	70	Gahanna Lincoln	36
	II	Dayton Oakwood	53	Akron Buchtel	39
	III	West Liberty-Salem	52	Mount Gilead	42
2022	I	Gahanna Lincoln	47	Westerville Central	31
	II	Dayton Oakwood	47	Akron Buchtel	39
	III	N. Robinson Colonel Crawford	44	Castalia Margaretta	41

ALL-TIME GIRLS CHAMPIONSHIPS

16-Cleveland Heights Beaumont (2008-07-02-01t-99-98-97-96-94-92t-91-90-89-88-87-86); **13**-Minster (2018-04-03-02-01-89-85-82-80-79-78-77-76); **9**-Cleveland Collinwood (2010-06-05-04t-01t-00-99-98t-97); **5**-Columbus Bishop Hartley (2011-09t-88-86-84); **4**-Cleveland Heights (1995t-92-91-90); Gates Mills Gilmour Academy (2009-07t-06-05); North Robinson Colonel Crawford (2022-92-91-90); Reynoldsburg (2012-11-10-09); **3**-Cincinnati Withrow (2017-16-15t); Cleveland John Adams (1994t-79-78); Coldwater (1996-95-94); Columbus Eastmoor Academy (2013-05-04); Dayton Jefferson Twp. (1979-77-76); Gahanna Lincoln (2022-18-15t); Trotwood-Madison (1995t-84-83); Versailles (2013-12-10); Zanesville Bishop Rosecrans (1984-83-81); **2**-Beachwood (2018-17); Bellaire St. John Central (2008-07t); Columbus East (1983-82); Cuyahoga Falls CVCA (2009t-08); Dayton Oakwood (2022-21); Findlay Liberty-Benton (2016-15); Gates Mills Hawken (2000-99); Louisville St. Thomas Aquinas (2016-15); Rocky River Magnificat (1994t-93); Solon (2014-13); Upper Sandusky (2001-00); West Liberty-Salem (2021-19); **1**-Akron Buchtel (2007); Akron St. Vincent-St. Mary (2012); Anna (2017); Baltimore Liberty Union (1988); Centerville (1981); Cincinnati Academy of Physical Education (1986); Cincinnati Indian Hill (2019); Cincinnati Princeton (1989); Columbus Brookhaven (1998t); Columbus Mifflin (1982); Dayton Meadowdale (2014); Dayton Stivers (1976); Defiance Ayersville (1996); Dover (1995); Doylestown Chippewa (1975); Elmore Woodmore (1993t); Elyria (2003); Frankfort Adena (1975); Girard (1980); Kansas Lakota (1987); Lancaster Fisher Catholic (1998); Liberty Twp. Lakota East (2019); Mantua Crestwood (2006); Mason (2004t); McDonald (2014); Mentor (2021); Middletown Bishop Fenwick (1993t); Newark Catholic (1987); Ottawa-Glandorf (2002); Ravenna Southeast (1985); Rawson Cory-Rawson (1997); Sandusky Perkins (1993); Shelby (2003); Springfield Shawnee (1992t); St. Clairsville (1981); Steubenville Catholic Central (2011); Toledo Rogers (1977); Toledo Scott (1975); Toledo Start (1980); Upper Arlington (1985); Youngstown Liberty (1978)

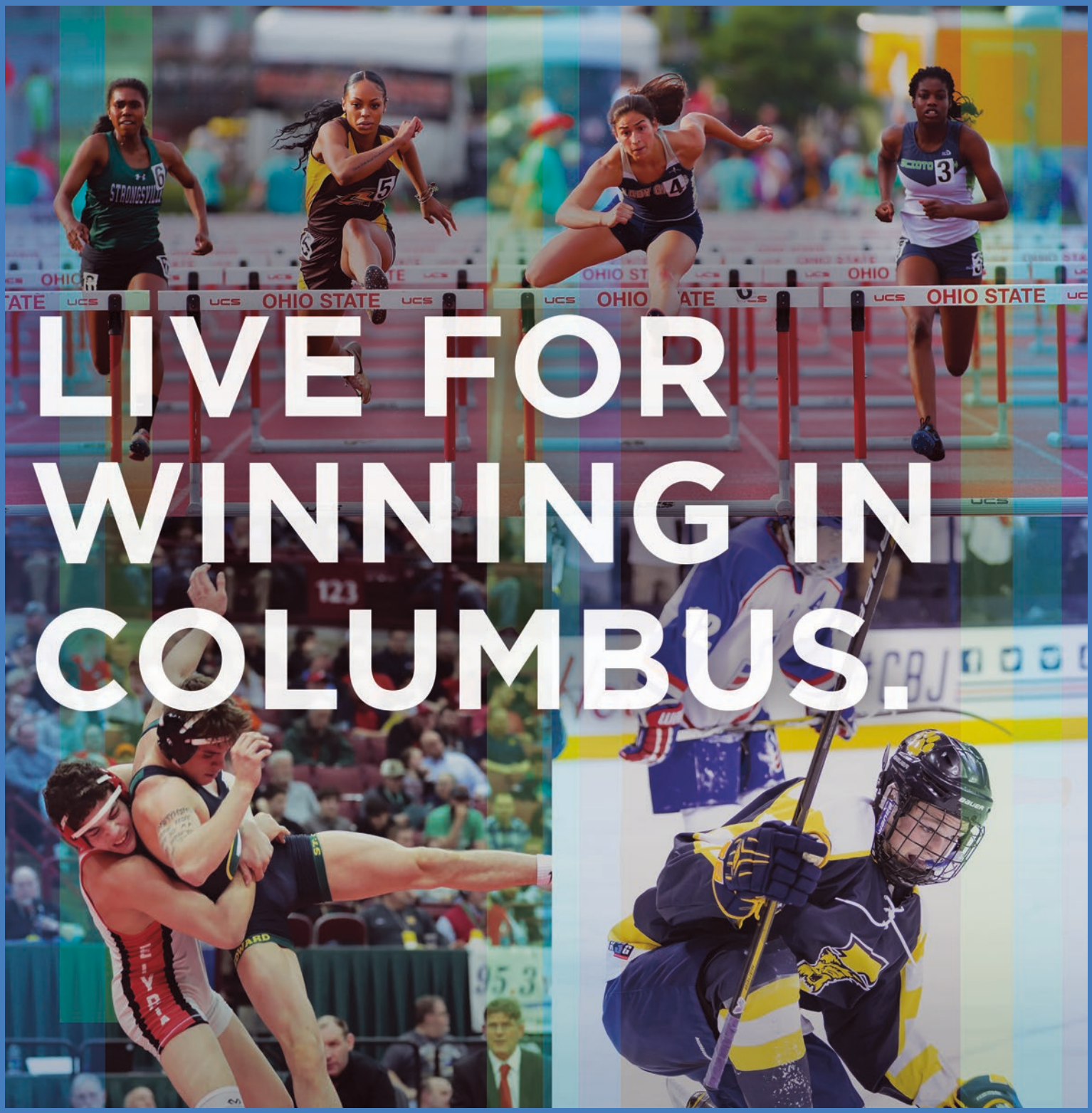

Columbus is a proud supporter of the Ohio High School Athletic Association (OHSAA)

Columbus crowns champions. Home to OHSAA state tournaments each year, our fast-growing city is always open to visitors and fans. It's easy to get here, easy to get around and easy to find lots to do. As the 14th-largest city in the U.S., Columbus is always ready for the big game.

Visit **columbussports.org** to learn more.

GREATER COLUMBUS SPORTS COMMISSION

EXPERIENCE COLUMBUS

ALL-TIME BOYS CHAMPIONSHIPS

17-Cleveland Glenville (2022-14-07-06-05-04-03-75-74-73-70-68-67-66-65-60-59); **13**-Cleveland East Tech (1955-52-44-43-42-41t-40-39-36-33-32-21-20); **10**-Dayton Dunbar (2017-15-14-12-90-89-88-64-63-48); **9**-Dayton Jefferson Twp. (2004-94-88-87-86-83-80-77-57t); **7**-Yellow Springs (1997t-96-93-92-90-85-75); **5**-Lakewood (1931-26-24-23-22); **4**-Cleveland John Adams (1982t-76t-56t-53); Columbus Central (1930-29-28-27); Columbus Wehrle (1983-81-80-74); Gahanna Columbus Academy (2013-12-81-77); Lorain Clearview (2001-79-78-73); Toledo Central (1913-12-10-09); **3**-Alliance (2005-84-76t); Cleveland Benedictine (2001-98-97); Cleveland Heights (2008-82t-41t); Columbus Bishop Hartley (1991-86-85); Dayton Christian (2007-96-82); Dayton Oakwood (1931-30-29); Dayton Roth (1982-81-76); East Canton (2019-18-17); East Cleveland Shaw (1919-16-15); Findlay Liberty-Benton (2005-00t-95); Pickerington HS Central (2022-19-18); Poland Seminary (2000-51-47); Rocky River (1927-24-23); Shelby (2019-04-03); Toledo Scott (1938-35-34); Worthington Thomas Worthington (2017-1999-97t); Xenia OSSO (1942-41-40); Xenia Woodrow Wilson (1958-56-55); **2**-Akron Archbishop Hoban (1993-92); Akron Buchtel (2006-96); Akron St. Vincent-St. Mary (2013-11); Braceville (1962-57t); Cincinnati Central (1951-50); Cincinnati DePorres (1963-61); Cincinnati Forest Park (1989-88); Cincinnati La Salle (2011-94); Cleveland Central (1949-47); Cleveland John Marshall (1992-91); Cleveland St. Ignatius (2016-01); Columbus Mifflin (1979-75); Columbus North (1911-08); Dayton Roosevelt (1971-61); Fairport Harbor Harding (1965-64); Gahanna Lincoln (2009-79); Huber Heights Wayne (2000-95); Lakewood St. Edward (2013-12); Mansfield Senior (1978-45); McDonald (2011-99); Oberlin (1936-32); Pemberville Eastwood (2010-09); Pickerington HS North (2021-15); Sandusky Perkins (2008-84); Springfield (1958-57); Toledo DeVilbiss (1987-46); Toledo Scott (1918-17); Upper Arlington (1939-37); **1**-Akron North (1956t); Arcanum (1969); Ashley (1922); Barberton (1954); Batavia (1966); Bedford (1993); Bellpoint (1925); Belpre (1952); Bluffton (2008); Brookville (1973); Brunswick (1989t); Canton McKinley (1997t); Chagrin Falls Orange (1944); Cincinnati Hughes (1925); Cincinnati Wyoming (1950); Cleveland Collinwood (1962); Cleveland Heights Lutheran East (1971); Cleveland John F. Kennedy (1969); Cleveland Rhodes (1994); Cleveland St. Ignatius (2001); Clyde (1953); Columbiana (1938); Columbus East (1914); Columbus Grove (2003); Columbus Linden McKinley (1977); Cortland Lakeview (1970); Cortland Maplewood (2000t); Creston Norwayne (2022); Cuyahoga Falls CVCA (2018); Dayton Patterson (1985); Delta (1934); Frankfort Adena (1972); Galion (1921); Garfield Heights Trinity (2009); Gates Mills Gilmour Academy (1971); Glendale (1935); Greensburg Green (1986); Hartwell (1928); Heath (2007); Huron (1974); Independence (1948); Kent State (1968); Lancaster (1980); Leavittsburg LaBrae (1995); Leetonia (1984); Liberty Center (1998); Lima Central Catholic (2014); Lockland (1945); Louisville St. Thomas Aquinas (2016); Marion Harding (1983); Marion Pleasant (2002); Mentor (1933); Middletown (2002); Milan Edison (2002); Minster (2021); Nevada (1954); New London (1946); North Robinson Colonel Crawford (2010); Orrville (1999); Ottawa-Glandorf (1972); Paulding (1960); Pettisville (1991); Peninsula Woodridge (2021); Plainville (1949); Rome Stewart (1943); Sandusky (1937); Shadyside (1976); Shaker Heights (1926); South Charleston Southeastern (1997); St. Clairsville (2016); Summit Station Licking Heights (1987); Toledo Central Catholic (1997t); Toledo Libbey (1972); Warren G. Harding (2010); Warren John F. Kennedy (2015); Warrensville Heights (1978); Waynesfield-Goshen (2006); West Alexandria (1959); Westerville North (1998t); Youngstown Cardinal Mooney (1990)

State Tournament Timeline

1908 The first state tournament is held at Denison University and features 23 of the 30 OHSAA member schools. Columbus North is the winner with 19 points as the 100, 220, 440, 120 high hurdles, 220 low hurdles, shot put, discus, hammer, high jump, long jump and pole vault are contested. The mile relay is also run but not included in the scoring. Scoring is 5-3-1.

1909 The tournament moves to Ohio Wesleyan. The 880 is added.

1910 The tournament moves to Ohio Field on The Ohio State University campus.

1911 The mile run is added. Scoring is 5-3-2-1.

1917 The javelin is added and the hammer dropped.

1921 The first year that there are two classes (A-large schools and B-small schools).

1924 The tournament is held in Ohio Stadium for the first time. The 220 and 220 hurdles are run on straightaways and the 440 is run around one turn (through 1952).

1925 The first year the National Federation of State High School Associations recognizes track and field records.

1929 The 880-yard relay is added. The 880 run is run around three turns (through 1949).

1935 The National Federation lowers the high hurdles from 42 to 39 inches and the low hurdles from 220 yards to 200 yards (although Ohio continues to run 220 yards).

1936 Class A schools run the 200-yard low hurdles, but the Class B schools run the 220. The mile medley relay (220, 220, 440, 880) is added.

1937 Class B switches to the 200-yard low hurdles.

1938 The medley relay is dropped and the javelin is prohibited in all OHSAA interscholastic competition. The low hurdles go back to 220 yards.

1939 The discus is changed from 2 kilograms or 4 pounds, 6.548 ounces (the weight used at colleges) to 1.6 kilograms or 3 pounds, 6 ounces.

1951 The low hurdles are changed to 180 yards.

1957 The class system is changed to Class AA-large schools and Class A-small schools. For one year the 440 is run around one turn.

1964 The Ohio State University puts in an all-weather track, eliminating long straightaways on both sides. The 220 and the 220 low hurdles are run on a turn.

1966 The two-mile run is added.

1970 Scoring at the state meet is changed from five- (6-4-3-2-1) to six-place scoring (10-8-6-4-2-1). Due to campus unrest, the tournaments are moved to Upper Arlington (Class A) and Gahanna Lincoln (Class AA) high schools for one year.

1971 A three-class system begins (AAA-large schools, AA-middle sized schools and A-small schools).

1975 The first championships for girls are held. The events are the 100, 220, 440, 880, mile, 80 low hurdles, 4x110-yard relay, 4x220-yard relay, 880-yard medley relay (110, 110, 220, 440), 4x440-yard relay, high jump, long jump, discus and shot put.

1978 The first simultaneous championships for boys and girls are held. The boys low hurdles switch to 300 meters (30”), and the girls hurdles move from 80 yards to 100 meters (30”).

1979 The 440-yard relay for boys is added and the 880-yard relay is dropped.

1980 All running events are in meters, and FAT is used in most events. The 4x800-meter relay for girls is added and the medley relay is dropped. The girls shot put changes from 8 pounds to 4 kilograms (8 pounds, 13 ounces).

1982 The boys 4x800-meter relay is added.

1984 The 300-meter low hurdles and 3,200-meter run are added for girls, giving both boys and girls 16 events.

1987 The boys 300-meter intermediate hurdles (36”) replaces the 300-meter low hurdles, and the girls 100-meter high hurdles (33”) replaces the 100-meter low hurdles (30”).

1990 The class system is replaced by divisions (Division I-large schools, Division II-middle sized schools and Division III-small schools). Fred Beekman ends a 41-year run as tournament director.

1996 The FinishLynx timing system replaces the AccuTrack system.

1998 The last state tournament at Ohio Stadium is held since the track was removed following the fall 1998 football season.

1999 The state tournament moves to Dayton Welcome Stadium. Points are awarded for the top eight placers rather than the top six.

2002 Girls pole vault is added, giving the girls 17 events and the boys 16.

2004 The state tournament moves back to Ohio State at the Jesse Owens Memorial Stadium. The boys 4x200 relay is added, giving the boys and girls 17 events each.

2012 The OHSAA Board of Directors vote to add eight seated events to the track and field state championships in 2013.

BOYS

		Champion		Runner-Up	
1908		Columbus North	19	Dayton Steele	16
1909		Toledo Central	29	Hillsboro	23
1910		Toledo Central	39	Columbus North	17
1911		Columbus North	50	Doane Acad., Granville	23
1912		Toledo Central	63	Columbus North	42 1/2
1913		Toledo Central	37	Columbus North	21
1914		Columbus East	50	Toledo Scott	23
1915		East Cleveland Shaw	37	Ashville	17 1/2
1916		East Cleveland Shaw	39 1/2	Salem	19
1917		Toledo Scott	45 5/6	Columbus North	25 1/3
1918		Toledo Scott	27 1/2	Columbus East	19 1/2
1919		East Cleveland Shaw	29 5/6	Warren Harding	21
1920		Cleveland East Tech	21	Warren Harding	18
1921	A	Cleveland East Tech	38 1/2	Lakewood	23
	B	Galion	31	Ashley	17
1922	A	Lakewood	47 1/2	Cleveland East Tech	18
	B	Ashley	27 1/3	Rocky River	24
1923	A	Lakewood	38 1/2	Sandusky	15 1/2
	B	Rocky River	24	Shaker Heights	20
1924	A	Lakewood	26	Akron West	14 1/2
	B	Rocky River	20	Bellpoint	19 1/2
1925	A	Cincinnati Hughes	22 1/2	Lakewood	21
	B	Bellpoint	29 1/2	Montpelier	19 1/2
1926	A	Lakewood	49	Columbus East	25
	B	Shaker Heights	36	Cleveland University	22
1927	A	Columbus Central	31 1/2	Lakewood	21 1/2
	B	Rocky River	22	Berea	20 3/4
1928	A	Columbus Central	34 1/4	Lakewood	32
	B	Hartwell	31	Berea	26 1/2
1929	A	Columbus Central	46 1/4	Lakewood	31
	B	Dayton Oakwood	21 2/5	Port Clinton	15
1930	A	Columbus Central	29	Lakewood	26
	B	Dayton Oakwood	32 2/3	Oberlin	21 1/2
1931	A	Lakewood	27	Salem	26 3/5
	B	Dayton Oakwood	51	Oberlin	25
1932	A	Cleveland East Tech	42	Columbus Central	29
	B	Oberlin	31	Millersburg	18 1/2
1933	A	Cleveland East Tech	31	Lakewood	25
	B	Mentor	26	Lakeside	16
1934	A	Toledo Scott	26 2/3	Cleveland Collinwood	21
	B	Delta	24	Xenia OSSO	19
1935	A	Toledo Scott	36 1/3	Cleveland East Tech & Sandusky	24
	B	Glendale	31 1/2	Upper Arlington	20 1/2
1936	A	Cleveland East Tech	32 1/2	Sandusky	27
	B	Oberlin	24	Upper Arlington	21 1/2
1937	A	Sandusky	34	Toledo Scott	22
	B	Upper Arlington	26 1/2	Glendale	26
1938	A	Toledo Scott	25	Cleveland East	19 1/2
	B	Columbiana	30	Upper Arlington	27 1/2
1939	A	Cleveland East Tech	35 1/6	Columbus North	35
	B	Upper Arlington	29	Oberlin	19
1940	A	Cleveland East Tech	51	Columbus North	22 1/2
	B	Xenia OSSO	38 1/2	Oak Harbor	16
1941	A	Cleveland East Tech & Cleveland Heights	22		
	B	Xenia OSSO	27 3/5	Clyde	14
1942	A	Cleveland East Tech	40	Springfield	17
	B	Xenia OSSO	29 1/2	Plainville	20 1/2
1943	A	Cleveland East Tech	33	Cleveland John Marshall	22 1/2
	B	Rome Stewart	31	Beavercreek	20
1944	A	Cleveland East Tech	41	Columbus East	26
	B	Chagrin Falls Orange	21	Columbus University	17 1/2
1945	A	Mansfield	23 1/2	Columbus East	22
	B	Lockland	19	Plainville	15
1946	A	Toledo DeVilbiss	18	Cleveland East Tech	17
	B	New London	21 1/10	Plainville	15
1947	A	Cleveland Central	23 1/2	Columbus Central	20
	B	Poland	16 1/2	Lockland	16
1948	A	Dayton Dunbar	22 1/2	Canton McKinley	22
	B	Independence	18	Oak Harbor	16 1/6
1949	A	Cleveland Central	33	Columbus Central	17
	B	Plainville	21 1/2	Lockland	19
1950	A	Cincinnati Central	39	Mansfield	20 1/2
	B	Wyoming	17	Poland	13 1/2
1951	A	Cincinnati Central	27 1/5	Cleveland East Tech	27
	B	Poland	22 1/3	Clyde	19
1952	A	Cleveland East Tech	30 1/2	Springfield	19 1/2
	B	Belpre	22 3/10	Anderson Twp., Hamilton County	22
1953	A	Cleveland John Adams	27	Springfield	26 1/2
	B	Clyde	26 1/2	Xenia Woodrow Wilson	18
1954	A	Barberton	20	Mansfield	14
	B	Nevada	18	Cuyahoga Heights	16
1955	A	Cleveland East Tech	28	Lakewood	22
	B	Xenia Woodrow Wilson	27	Cincinnati DePorres	26
1956	A	Akron North & Cleveland John Adams	19		
	B	Xenia Woodrow Wilson	43 1/2	Cincinnati DePorres	35
1957	A	Springfield	26 3/4	Lakewood	17
	B	Jefferson Twp. Mntgmry. Co. & Braceville	24		
1958	AA	Springfield	32 25/28	Lakewood	18
	A	Xenia Woodrow Wilson	26 6/7	Newton Falls Braceville	25
1959	AA	Cleveland Glenville	29	Cleveland East Tech	25
	A	West Alexandria	16	Dayton Wayne Twp. & Petersburg Springfield Local	12
1960	AA	Cleveland Glenville	31	Springfield	26
	A	Paulding	16	Cincinnati DePorres	15
1961	AA	Dayton Roosevelt	27	Cleveland East Tech	24
	A	Cincinnati DePorres	18	Fairport Harbor	14
1962	AA	Cleveland Collinwood	23	Dayton Dunbar	21
	A	Newton Falls Braceville	24	Montpelier & Smithville	13
1963	AA	Dayton Dunbar	29 1/2	Cleveland Glenville	28
	A	Cincinnati DePorres	30	Lakeside	16
1964	AA	Dayton Dunbar	18	Cleveland Glenville	17
	A	Fairport Harbor Harding	21	Cin. DePorres & Batavia	12
1965	AA	Cleveland Glenville	15	Dayton Dunbar	13
	A	Fairport Harbor Harding	19	Batavia	13
1966	AA	Cleveland Glenville	26	Cleveland East Tech	23
	A	Batavia	14	Xenia Woodrow Wilson	11
1967	AA	Cleveland Glenville	26	Warren Harding	21
	A	Kirtland	20	Cuyahoga Heights	18
1968	AA	Cleveland Glenville	17	Dayton Roth & Sandusky	16
	A	Kent State High	24	Yellow Springs	12
1969	AA	Cleveland John F. Kennedy	16	Dayton Roosevelt & Upper Arlington	13
	A	Arcanum	17	Middletown Madison	16
1970	AA	Cleveland Glenville	37	Dayton Dunbar	35
	A	Cortland Lakeview	28	Montpelier	26
1971	AAA	Dayton Roosevelt	42	Toledo Libbey	31
	AA	Gates Mills Gilmour Acad.	30	Ottawa-Glandorf	28
	A	Cleveland Hts. Lutheran East	48	Georgetown	30
1972	AAA	Toledo Libbey	28	Dayton Roosevelt	24
	AA	Ottawa-Glandorf	34	Columbus Mifflin	26
	A	Frankfort Adena	45	Lorain Clearview	40
1973	AAA	Cleveland Glenville	42	Cleveland Collinwood	34
	AA	Brookville	33	Leavittsburg LaBrae	25
	A	Lorain Clearview	45	Marion Pleasant	36
1974	AAA	Cleveland Glenville	32	Upper Arlington	27
	AA	Huron	30	Columbus Mohawk	28
	A	Columbus Wehrle	46	Yellow Springs	40
1975	AAA	Cleveland Glenville	29	Mansfield Madison & Trotwood Madison	24
	AA	Columbus Mifflin	54	Dayton Jefferson	35
	A	Yellow Springs	34	Columbus Wehrle	24
1976	AAA	Alliance & Cleve. John Adams	28		
	AA	Dayton Roth	55	Dayton Jefferson	48
	A	Shadyside	30	Ashland Crestview	27
1977	AAA	Columbus Linden McKinley	32	Akron North	25
	AA	Dayton Jefferson	54	Cin. Mariemont & Lorain Clearview & Cols. Briggs	26
	A	Gahanna Columbus Acad.	30	Galion Northmor & Yellow Springs	28
1978	AAA	Mansfield Senior	38	Cleveland John Hay	36
	AA	Warrensville Heights	44	Dayton Jefferson	36
	A	Lorain Clearview	30	Bluffton	26
1979	AAA	Gahanna Lincoln	42	Lancaster	30
	AA	Columbus Mifflin	56	Elyria West	31
	A	Lorain Clearview	38	Shadyside	37
1980	AAA	Lancaster	41	Middletown	36
	AA	Dayton Jefferson	36	Youngstown Rayen	34
	A	Columbus Wehrle	32	Gahanna Columbus Acad.	23
1981	AAA	Dayton Roth	62	Lancaster	28
	AA	Columbus Wehrle	37	Dayton Chaminade-Julienne & Dayton Jefferson	34
	A	Gahanna Columbus Acad.	53	New Wash. Buckeye Central	32
1982	AAA	Cleveland Heights & Cleveland John Adams	32		
	AA	Dayton Roth	77	Columbus Wehrle	40
	A	Dayton Christian	42	Gahanna Cols. Academy	36

All-Time State Champions and Runners-Up

		Champion		Runner-Up	
1983	AAA	Marion Harding	41	Berea	28
	AA	Dayton Jefferson	64	Bedford Chanel	56
	A	Columbus Wehrle	32	Covington & Leetonia	26
1984	AAA	Alliance	38	Dayton Dunbar	36
	AA	Sandusky Perkins	50	Leavittsburg LaBrae	36
				Warren John F. Kennedy	36
	A	Leetonia	46	Cincinnati Academy of Physical Education	36
1985	AAA	Dayton Patterson	61	Lancaster	31
	AA	Columbus Bishop Hartley	58	Dayton Jefferson	37
	A	Yellow Springs	46	Bluffton	34
1986	AAA	Greensburg Green	38	Cleveland John Adams	32
	AA	Columbus Bishop Hartley	56	Peninsula Woodridge	33
	A	Dayton Jefferson	73.5	Caldwell	36
1987	AAA	Toledo DeVilbiss	36	Columbus Eastmoor	31
	AA	Dayton Jefferson	39	Cincinnati Academy of Physical Education	30
	A	Summit Station Licking Hts.	46	Cridersville Perry	36
1988	AAA	Dayton Dunbar	45	Medina	22
	AA	Cincinnati Forest Park	48	Painesville Harvey	30
	A	Dayton Jefferson	74	Yellow Springs	43
1989	AAA	Dayton Dunbar	56	Cincinnati Princeton	32
	AA	Cincinnati Forest Park	45	South Point	27
	A	Marion Catholic	28	Columbus Grandview Hts.	23
1990	I	Dayton Dunbar	59	Cincinnati Princeton	28
	II	Yngstwn Card. Mooney	28	Copley	22
	III	Yellow Springs	25	Marion Pleasant	24
1991	I	Cleveland John Marshall	42	Cleveland Hts.	28
				Cleveland John Adams	28
	II	Columbus Bishop Hartley	32	Coshocton	28
	III	Pettisville	28	Caldwell	26
1992	I	Cleveland John Marshall	36	Solon	34
	II	Akron Archbishop Hoban	34	Columbus Bishop Hartley	24
				Genoa	24
	III	Yellow Springs	47	Caldwell	44
1993	I	Bedford	50	Akron Buchtel	42
	II	Akron Archbishop Hoban	46	Orrville	36
	III	Yellow Springs	43	Fremont St. Joseph	36
1994	I	Cincinnati LaSalle	26.2	Mansfield	24
	II	Cleveland Rhodes	72	Bay Village Bay	30
	III	Dayton Jefferson	35	Bluffton	28
1995	I	Huber Heights Wayne	32	Bedford	30
	II	Leavittsburg LaBrae	26	Cleveland Orange	24
				Columbus Bishop Hartley	24
	III	Findlay Liberty-Benton	35	Magnolia Sandy Valley	33
1996	I	Akron Buchtel	22	Akron North	20
				Mansfield Madison	20
				Toledo Whitmer	20
	II	Dayton Christian	44	Kettering Archbishop Alter	38
	III	Yellow Springs	30	Gahanna Columbus Academy	24
1997	I	Canton McKinley	24		
		Toledo Central Catholic	24		
		Worth. Thomas Worthington	24		
	II	Cleveland Benedictine	40	Kettering Archbishop Alter	32
				Sandusky Perkins	32
	III	South Charleston Southeastern	24		
		Yellow Springs	24		
1998	I	Brunswick	30		
		Westerville North	30	Dublin Coffman	24
	II	Cleveland Benedictine	35	Shelby	30
	III	Liberty Center	35	Cincinnati Country Day	30
1999	I	Worth. Thomas Worthington	44	Bedford	40
	II	Orrville	42	Washington C.H. Washington	28
	III	McDonald	32	Liberty Center	30
2000	I	Huber Heights Wayne	53	Amherst Steele	26
	II	Poland Seminary	44	Copley	38.5
	III	Cortland Maplewood	22	Continental	20
		Findlay Liberty-Benton	22	Mt. Blanchard Riverdale	20
2001	I	Cleveland St. Ignatius	48	Canton GlenOak	36
	II	Cleveland Benedictine	41	Dayton Dunbar	35
	III	Lorain Clearview	40	Amanda-Clearcreek	28
2002	I	Middletown	61	Huber Heights Wayne	40
	II	Milan Edison	40	Willard	38
	III	Marion Pleasant	49	Columbus Grove	32
				Cortland Maplewood	32
2003	I	Cleveland Glenville	56	Middletown	33
	II	Shelby	52	Pemberville Eastwood	39
	III	Columbus Grove	42	Old Fort	29
2004	I	Cleveland Glenville	80	Reynoldsburg	30
	II	Shelby	41	Sandusky Perkins	34
	III	Dayton Jefferson Twp.	30	Defiance Tinora	28
2005	I	Cleveland Glenville	70	Cleveland St. Ignatius	37
	II	Alliance	33	Heath	29
	III	Findlay Liberty-Benton	49	Fairfield Cincinnati Christian	28
2006	I	Cleveland Glenville	51	Trotwood-Madison	47
	II	Akron Buchtel	49	Columbus Eastmoor Academy	33
	III	Waynesfield-Goshen	51	Findlay Liberty-Benton	39
2007	I	Cleveland Glenville	66	Cleveland Heights	48
	II	Heath	41	Salem	33
	III	Dayton Christian	40	Columbus Grove	38
2008	I	Cleveland Heights	44	Cincinnati LaSalle	41
	II	Sandusky Perkins	48	Pemberville Eastwood	39.5
	III	Bluffton	54	Gates Mills Gilmour Academy	40
2009	I	Gahanna Lincoln	48	Cleveland Glenville	45
	II	Pemberville Eastwood	47	Cortland Lakeview	38
	III	Garfield Heights Trinity	45	Pandora-Gilboa	38
2010	I	Warren G. Harding	47	Trotwood-Madison	44
	II	Pemberville Eastwood	38	Peninsula Woodridge	32
	III	N. Robinson Colonel Crawford	41	Louisville St. Thomas Aquinas	40
2011	I	Cincinnati LaSalle	36	Centerville	34
	II	Akron St. Vincent-St. Mary	51	Dayton Dunbar	44
	III	McDonald	44	Anna	34
2012	I	Lakewood St. Edward	48	Lancaster	36
				Pickerington HS North	36
	II	Dayton Dunbar	49	Akron St. Vincent-St. Mary	46
	III	Gahanna Columbus Academy	64	Cleve. Villa Angela-St. Joseph	31
2013	I	Lakewood St. Edward	62	Pickerington HS North	47
	II	Akron St. Vincent-St. Mary	49	Cuyahoga Falls CVCA	39
	III	Gahanna Columbus Academy	49	Lima Central Catholic	43
2014	I	Cleveland Glenville	40	Pickerington HS North	34
	II	Dayton Dunbar	47	Cuyahoga Falls CVCA	46
	III	Lima Central Catholic	52	Gates Mills Gilmour Academy	42
2015	I	Pickerington HS North	52	Mason	28
	II	Dayton Dunbar	64	Mentor Lake Catholic	40
	III	Warren John F. Kennedy	48	Cortland Maplewood	37
2016	I	Cleveland St. Ignatius	52	Reynoldsburg	31
	II	St. Clairsville	33	Lexington	31
	III	Louisville St. Thomas Aquinas	36	Gahanna Columbus Academy	35
2017	I	Worth. Thomas Worthington	36	Gahanna Lincoln	31
	II	Dayton Dunbar	33	Warrensville Heights	30
	III	East Canton	49	Smithville	37
2018	I	Pickerington Central	58	Centerville	36.5
	II	Cuyahoga Falls CVCA	51	Dayton Dunbar	44
	III	East Canton	64	Smithville	40
2019	I	Pickerington HS Central	87	Toledo Whitmer	24
	II	Shelby	57	Cuyahoga Falls CVCA	42
	III	East Canton	42	Columbiana Crestview	36
2020		**2020 SEASON CANCELLED DUE TO COVID-19 PANDEMIC**			
2021	I	Pickerington HS North	43	Westerville Central	30
	II	Peninsula Woodridge	43	Cleveland Glenville	42.5
	III	Minster	41	McDonald	39
2022	I	Pickerington HS Central	31	Lewis Center Olentangy Orange	30
	II	Cleveland Glenville	45	LaGrange Keystone	35
	III	Creston Norwayne	40	McDonald	38

Boys Champions

Akron Archbishop Hoban	2	(1992-93)
Akron Buchtel	2	(1996-06)
Akron North	1	(1956t)
Akron St. Vincent-St. Mary	2	(2011-13)
Alliance	3	(1976t-84-05)
Arcanum	1	(1969)
Ashley	1	(1922)
Barberton	1	(1954)
Batavia	1	(1966)
Bedford	1	(1993)
Bellpoint	1	(1925)
Belpre	1	(1952)
Bluffton	1	(2008)
Braceville	2	(1957t-62)
Brookville	1	(1973)
Brunswick	1	(1998t)
Canton McKinley	1	(1997t)
Chagrin Falls Orange	1	(1944)
Cincinnati Central	2	(1950-51)
Cincinnati DePorres	2	(1961-63)
Cincinnati Forest Park	2	(1988-89)
Cincinnati Hughes	1	(1925)
Cincinnati La Salle	2	(1994-11)
Cincinnati Wyoming	1	(1950)
Cleveland Benedictine	3	(1997-98-01)
Cleveland Central	2	(1947-49)
Cleveland Collinwood	1	(1962)
Cleveland East Tech	13	(1920-21-32-33-36-39-40-41t-42-43-44-52-55)
Cleveland Glenville	17	(1959-60-65-66-67-68-70-73-74-75-03-04-05-06-07-14-22)
Cleveland Heights	3	(1941t-82t-08)
Cleveland Hts. Lutheran East	1	(1971)
Cleveland John Adams	4	(1953-56t-76t-82t)
Cleveland J.F. Kennedy	1	(1969)
Cleveland John Marshall	2	(1991-92)
Cleveland Rhodes	1	(1994)
Cleveland St. Ignatius	2	(2001-16)
Clyde	1	(1953)
Columbiana	1	(1938)
Columbus Bishop Hartley	3	(1985-86-91)
Columbus Central	4	(1927-28-29-30)
Columbus East	1	(1914)
Columbus Grove	1	(2003)
Columbus Linden McKinley	1	(1977)
Columbus Mifflin	2	(1975-79)
Columbus North	2	(1908-11)
Columbus Wehrle	4	(1974-80-81-83)
Cortland Lakeview	1	(1970)
Cortland Maplewood	1	(2000t)
Creston Norwayne	1	(2022)
Cuyahoga Falls CVCA	1	(2018)
Dayton Christian	3	(1982-96-07)
Dayton Dunbar	10	(1948-63-64-88-89-90-12-14-15-17)
Dayton Jefferson Twp.	9	(1957t-77-80-83-86-87-88-94-04)
Dayton Oakwood	3	(1929-30-31)
Dayton Patterson	1	(1985)
Dayton Roosevelt	2	(1961-71)
Dayton Roth	3	(1976-81-82)
Delta	1	(1934)
East Canton	3	(2017-18-19)
East Cleveland Shaw	3	(1915-16-19)
Fairport Harbor Harding	2	(1964-65)
Findlay Liberty-Benton	3	(1995-00t-05)
Frankfort Adena	1	(1972)
Gahanna Columbus Acad.	4	(1977-81-12-13)
Gahanna Lincoln	2	(1979-09)
Galion	1	(1921)
Garfield Hts. Trinity	1	(2009)
Gates Mills Gilmour Acad.	1	(1971)
Glendale	1	(1935)
Green	1	(1986)
Hartwell	1	(1928)
Heath	1	(2007)
Huber Heights Wayne	2	(1995-00)
Huron	1	(1974)
Independence	1	(1948)
Kent State High	1	(1968)
Kirtland	1	(1967)
Lakewood	5	(1922-23-24-26-31)
Lakewood St. Edward	2	(2012-13)
Lancaster	1	(1980)
Leavittsburg LaBrae	1	(1995)
Leetonia	1	(1984)
Liberty Center	1	(1998)
Lima Central Catholic	1	(2014)
Lockland	1	(1945)
Lorain Clearview	4	(1973-78-79-01)
Louisville St. Thomas Aquinas	1	(2016)
Mansfield Senior	2	(1945-78)
Marion Catholic	1	(1989)
Marion Harding	1	(1983)
Marion Pleasant	1	(2002)
McDonald	2	(1999-11)
Mentor	1	(1933)
Middletown	1	(2002)
Milan Edison	1	(2002)
Minster	1	(2021)
Nevada	1	(1954)
New London	1	(1946)
North Robinson Colonel Crawford	1	(2010)
Oberlin	2	(1932-36)
Orrville	1	(1999)
Ottawa-Glandorf	1	(1972)
Paulding	1	(1960)
Pemberville Eastwood	2	(2009-10)
Peninsula Woodridge	1	(2021)
Pettisville	1	(1991)
Pickerington HS Central	3	(2018-19-22)
Pickerington HS North	2	(2015-21)
Plainville	1	(1949)
Poland Seminary	3	(1947-51-00)
Rocky River	3	(1923-24-27)
Rome Stewart	1	(1943)
Sandusky	1	(1937)
Sandusky Perkins	2	(1984-08)
Shadyside	1	(1976)
Shaker Heights	1	(1926)
Shelby	3	(2003-04-19)
S. Charleston Southeastern	1	(1997t)
Springfield	2	(1957-58)
St. Clairsville	1	(2016)
Summit Station Licking Hts.	1	(1987)
Toledo Central	4	(1909-10-12-13)
Toledo Central Catholic	1	(1997t)
Toledo DeVilbiss	2	(1946-87)
Toledo Libbey	1	(1972)
Toledo Scott	5	(1917-18-34-35-38)
Upper Arlington	2	(1937-39)
Warren G. Harding	1	(2010)
Warren John F. Kennedy	1	(2015)
Warrensville Heights	1	(1978)
Waynesfield-Goshen	1	(2006)
West Alexandria	1	(1959)
Westerville North	1	(1998t)
Worth. Thomas Worthington	3	(1997t-99-2017)
Xenia OSSO	3	(1940-41-42)
Xenia Wilson	3	(1955-56-58)
Yellow Springs	7	(1975-85-90-92-93-96-97t)
Youngstown Mooney	1	(1990)

Boys Runners-Up

Akron Buchtel	1	(1993)
Akron North	2	(1977-96t)
Akron St. Vinc.-St. Mary	1	(2012)
Akron West	1	(1924)
Amanda-Clearcreek	1	(2001)
Amherst Steele	1	(2000)
Anderson Twp.	1	(1952)
Anna	1	(2011)
Ashland Crestview	1	(1976)
Ashley	1	(1921)
Ashville	1	(1915)
Batavia	2	(1964t-65)
Bay Village Bay	1	(1994)
Beavercreek	1	(1943)
Bedford	2	(1995-99)
Bedford St. Peter Chanel	1	(1983)
Bellpoint	1	(1924)
Berea	3	(1927-28-83)
Bluffton	3	(1978-85-94)
Braceville	1	(1958)
Caldwell	3	(1986-91-92)
Canton GlenOak	1	(2001)
Canton McKinley	1	(1948)
Centerville	2	(2011-18)
Cinc. Acad. of P.E.	2	(1984-87)
Cincinnati Country Day	1	(1998)
Cincinnati DePorres	4	(1955-56-60-64t)
Cincinnati LaSalle	1	(2008)
Cincinnati Mariemont	1	(1977t)
Cincinnati Princeton	2	(1989-90)
Cleveland Collinwood	2	(1934-73)
Cleveland East	1	(1938)
Cleveland East Tech	7	(1922-35t-46-51-59-61-66)
Cleveland Glenville	4	(1963-64-09-21)
Cleveland Heights	2	(1991t-07)
Cleveland John Adams	2	(1986-91t)
Cleveland John Hay	1	(1978)
Cleveland John Marshall	1	(1943)
Cleveland Orange	1	(1995t)
Cleveland St. Ignatius	1	(2005)
Cleveland University	1	(1926)
Cleve. Villa Ang.-St. Joseph	1	(2012)
Clyde	2	(1941-51)
Columbiana Crestview	1	(2019)
Columbus Bishop Hartley	2	(1992t-95t)
Columbus Briggs	1	(1977t)
Columbus Central	3	(1932-47-49)
Columbus East	4	(1918-26-44-45)
Columbus Eastmoor	2	(1987-06)
Columbus Grandview Hts.	1	(1989)
Columbus Grove	2	(2002t-07)
Columbus Mifflin	1	(1972)
Columbus Mohawk	1	(1974)
Columbus North	6	(1910-12-13-17-39-40)
Columbus University	1	(1944)
Columbus Wehrle	2	(1975-82)
Continental	1	(2000t)
Copley	2	(1990-00)
Cortland Lakeview	1	(2009)
Cortland Maplewood	2	(2002t-15)
Coshocton	1	(1991)
Covington	1	(1983t)
Cridersville Perry	1	(1987)
Cuyahoga Falls CVCA	3	(2013-14-19)
Cuyahoga Heights	2	(1954-67)
Dayton Chaminade Julienne	1	(1981t)
Dayton Dunbar	7	(1962-65-70-84-01-11-18)
Dayton Jefferson Twp.	5	(1975-76-78-81t-85)
Dayton Roosevelt	2	(1969t-72)
Dayton Roth	1	(1968t)
Dayton Steele	1	(1908)
Dayton Wayne Twp.	1	(1959t)
Defiance Tinora	1	(2004)
Doane Academy	1	(1911)
Dublin Coffman	1	(1998)
Elyria West	1	(1979)
Fairfield Cincinnati Christian Academy	1	(2005)
Fairport Harbor Harding	1	(1961)
Findlay Liberty-Benton	1	(2006)
Fremont St. Joseph C.C.	1	(1993)
Gahanna Columbus Acad.	4	(1980-82-96-16)
Gahanna Lincoln	1	(2017)
Galion Northmor	1	(1977)
Gates Mills Gilmour Academy	2	(2008-14)
Genoa Area	1	(1992t)
Georgetown	1	(1971)
Glendale	1	(1937)
Heath	1	(2005)
Hillsboro	1	(1909)
Huber Heights Wayne	1	(2002)
Kettering Archbishop Alter	2	(1996-97t)
LaGrange Keystone	1	(2022)
Lakeside	2	(1933-63)
Lakewood	10	(1921-25-27-28-29-30-33-55-57-58)
Lancaster	4	(1979-81-85-12t)

Leavittsburg LaBrae	2	(1973-84t)
Leetonia	1	(1983t)
Lewis Ctr. Olentangy Orange	1	(2022)
Lexington	1	(2016)
Liberty Center	1	(1999)
Lima Central Catholic	1	(2013)
Lockland	2	(1947-49)
Lorain Clearview	2	(1972-77t)
Louisville St. Thomas Aquinas	1	(2010)
Magnolia Sandy Valley	1	(1995)
Mansfield Madison	2	(1975t-96t)
Mansfield Senior	3	(1950-54-94)
Marion Pleasant	2	(1973-90)
Mason	1	(2015)
McDonald	2	(2021-22)
Medina	1	(1988)
Mentor Lake Catholic	1	(2015)
Middletown	2	(1980-03)
Middletown Madison	1	(1969)
Millersburg	1	(1932)
Montpelier	3	(1925-62t-70)
Mt. Blanchard Riverdale	1	(2000t)
N. Wash. Buckeye Central	1	(1981)
Oak Harbor	2	(1940-48)
Oberlin	3	(1930-31-39)
Old Fort	1	(2003)
Orrville	1	(1993)
Ottawa-Glandorf	1	(1971)
Painesvile Harvey	1	(1988)
Pandora-Gilboa	1	(2009)
Pemberville Eastwood	2	(2003-08)
Peninsula Woodridge	2	(1986-10)
Petersburg Springfield	1	(1959t)
Pickerington HS North	2	(2012t-13-14)
Plainville	3	(1942-45-46)
Poland Seminary	1	(1950)
Port Clinton	1	(1929)
Reynoldsburg	2	(2004-16)
Rocky River	1	(1922)
Salem	3	(1916-31-07)
Sandusky	4	(1923-35t-36-68t)
Sandusky Perkins	2	(1997t-04)
Shadyside	1	(1979)
Shaker Heights	1	(1923)
Shelby	1	(1998)
Smithville	3	(1962t-2017-18)
Solon	1	(1992)
South Point	1	(1989)
Springfield	4	(1942-52-53-60)
Toledo Libbey	1	(1971)
Toledo Scott	2	(1914-37)
Toledo Whitmer	2	(1996t-19)
Trotwood-Madison	3	(1975t-06-10)
Upper Arlington	5	(1935-36-38-69t-74)
Warren Harding	3	(1919-20-67)
Warren J.F. Kennedy	1	(1984t)
Warrensville Heights	1	(2017)
Washington C.H. Washington	1	(1999)
Westerville Central	1	(2021)
Willard	1	(2002)
Xenia OSSO	1	(1934)
Xenia Wilson	2	(1953-66)
Yellow Springs	4	(1968-74-77-88)
Youngstown Rayen	1	(1980)

Girls Champions

Akron Buchtel	1	(2007)
Akron St. Vinc.-St. Mary	1	(2012)
Anna	1	(2017)
Balt. Liberty-Union-Thurston	1	(1988)
Beachwood	2	(2017-18)
Bellaire St. John Central	2	(2007t-08)
Centerville	1	(1981)
Cincinnati Acad. of P.E.	1	(1986)
Cincinnati Indian Hill	1	(2019)
Cincinnati Princeton	1	(1989)
Cincinnati Withrow	3	(2015t-16-17)
Cleveland Collinwood	9	(1997-98t-99-00-01t-04t-05-06-10)
Cleveland Heights	4	(1990-91-92-95t)
Cleveland Hts. Beaumont	16	(1986-87-88-89-90-91-92t-94-96-97-98-99-01t-02-07-08)
Cleveland John Adams	3	(1978-79-94t)
Coldwater	3	(1994-95-96)
Columbus Bishop Hartley	5	(1984-86-88-09t-11)
Columbus Brookhaven	1	(1998)
Columbus East	2	(1982-83)
Columbus Eastmoor Acad.	3	(2004-05-13)
Columbus Mifflin	1	(1982)
Cuyahoga Falls CVCA	2	(2008-09t)
Dayton Jefferson Twp.	3	(1976-77-79)
Dayton Meadowdale	1	(2014)
Dayton Oakwood	2	(2021-22)
Dayton Stivers-Patterson	1	(1976)
Defiance Ayersville	1	(1996)
Dover	1	(1995)
Doylestown Chippewa	1	(1975)
Elmore Woodmoore	1	(1993)
Elyria	1	(2003)
Findlay Liberty-Benton	2	(2015-16)
Frankfort Adena	1	(1975)
Gahanna Lincoln	3	(2015t-18-22)
Gates Mills Gilmour Acad.	4	(2005-06-07t-09)
Gates Mills Hawken	3	(1999-00-09)
Girard	1	(1980)
Kansas Lakota	1	(1987)
Lancaster Fisher Catholic	1	(1998)
Liberty Twp. Lakota East	1	(2019)
Louisville St. Thomas Aquinas	2	(2015-16)
Mantua Crestwood	1	(2006)
Mason	1	(2004t)
McDonald	1	(2014)
Mentor	1	(2021)
Middletown Fenwick	1	(1993)
Minster	13	(1976-77-78-79-80-82-85-89-01-02-03-04-18)
Newark Catholic	1	(1987)
N. Robinson Col. Crawford	4	(1990-91-92-22)
Ottawa-Glandorf	1	(2002)
Ravenna Southeast	1	(1985)
Rawson Cory-Rawson	1	(1997)
Reynoldsburg	4	(2009-10-11-12)
Rocky River Magnificat	2	(1993-94t)
Sandusky Perkins	1	(1993)
Shelby	1	(2003)
Solon	2	(2013-14)
Springfield Shawnee	1	(1992)
St. Clairsville	1	(1981)
Steubenville Catholic Central	1	(2011)
Toledo Rogers	1	(1977)
Toledo Scott	1	(1975)
Toledo Start	1	(1980)
Trotwood-Madison	3	(1983-84-95t)
Upper Arlington	1	(1985)
Upper Sandusky	2	(2000-01)
Versailles	3	(2010-12-13)
West Liberty-Salem	2	(2019-21)
Youngstown Liberty	1	(1978)
Zanesville Rosecrans	3	(1981-83-84)

Girls Runners-Up

Akron Archbishop Hoban	1	(1999)
Akron Buchtel	3	(2018-21-22)
Akron St. Vincent-St. Mary	2	(2014t-19)
Antwerp	1	(1980)
Archbold	1	(2019)
Ashland Crestview	1	(1985)
Avon	2	(1978t-79t)
Balt. Liberty-Union-Thurston	1	(1989)
Barnesville	1	(2004)
Bedford St. Peter Chanel	1	(2000)
Bellaire St. John Central	2	(2005t-06)
Bexley	1	(1991)
Bluffton	1	(1997t)
Burton Berkshire	1	(1999)
Cadiz	1	(1983)
Carrollton	1	(2017)
Castalia Margaretta	1	(2022)
Celina	1	(1983)
Centerville	2	(1980-88)
Cincinnati Acad. of P.E.	1	(1988t)
Cincinnati Withrow	3	(2009-11-13)
Cleveland Collinwood	1	(2007)
Cleveland Heights	3	(1993t-96-00t)
Cleveland Hts. Beaumont	3	(1993-00t-03)
Cleveland John Adams	2	(1987-92)
Collins Western Reserve	1	(2005t)
Columbus Bishop Hartley	1	(2010)
Columbus Brookhaven	1	(1999)
Columbus Centennial	1	(1979t)
Columbus Eastmoor Acad.	1	(2012)
Columbus Hamilton Twp.	1	(2003)
Columbus Mifflin	1	(1981)
Columbus Northland	1	(1991)
Columbus School for Girls	3	(1979-88t-01)
Copley	2	(1996-97)
Covington	1	(2018)
Dayton Dunbar	1	(2000)
Dayton Jefferson Twp.	2	(1975-87)
Dayton Meadowdale	3	(1998-13-15)
Dayton Oakwood	1	(2019)
Dayton Roth	1	(1981)
Defiance Ayersville	1	(1997t)
Defiance Tinora	1	(2014t)
Doylestown Chippewa	1	(1977)
Elyria	1	(2002)
Euclid	3	(1976-78-06t)
Findlay Liberty-Benton	1	(1996)
Gahanna Columbus Acad.	1	(2013)
Gahanna Lincoln	3	(2016-17-21)
Galion Northmor	1	(1988t)
Gallipolis Gallia Acad.	2	(2006-07)
Gates Mills Gilmour Acad.	2	(2008-10)
Gates Mills Hawken	5	(1998-01-02-03-04)
Girard	1	(2005)
Granville	1	(2002)
Houston	1	(1992)
Ironton	1	(1994t)
Kettering Archbishop Alter	1	(2016t)
Lancaster	2	(2005-18t)
Liberty Center	1	(1989t)
Lorain	1	(2012)
Louisville St. Thomas Aquinas	1	(2014t)
Lucasville Valley	1	(1994)
Mansfield Malabar	1	(1978t)
Maria Stein Marion Local	1	(1989t)
Mason	1	(2006t)
Mentor	1	(2019)
Middletown Fenwick	1	(1991)
Millersburg West Holmes	1	(2014t)
Minster	7	(1975-81-83-84-15-16-17)
Mount Gilead	1	(2021)
Oberlin	1	(1985t)
Olmsted Falls	1	(1988t)
Orrville	1	(2014t)
Peninsula Woodridge	1	(1995)
Pickerington HS Central	1	(2014)
Pitsburg Franklin Monroe	2	(1976-77)
Ravenna Southeast	1	(1984)
Rawson Cory-Rawson	1	(1998)
Reynoldsburg	1	(2008)
Richfield Revere	1	(1990)
Rockford Parkway	1	(1986)
Rocky River Magnificat	1	(2010)
Sandusky St. Mary Cent. Cath.	1	(1990)
Smithville	1	(1994t)
Springfield C.C.	1	(1980)
Springfield South	2	(1989-97)
St. Bernard Roger Bacon	1	(1985t)
Steubenville	4	(1986-87-95-16)
Sunbury Big Walnut	1	(1982)
Toledo Macomber-Whitney	1	(1985)
Toledo Rogers	2	(1979-11)
Toledo Scott	1	(1986)
Toledo Start	1	(1976)
Toledo Whitmer	1	(1975)
Twinsburg	1	(2018t)
Upper Arlington	4	(1977-82-84-90)
Versailles	2	(2009-11)
Warrensville Heights	1	(2008)
Waynesfield-Goshen	1	(2012)
Westerville Central	1	(2022)
Worth. Thomas Worthington	1	(1993t)
Youngstown North	2	(1976-78)
Zanesville Rosecrans	1	(1982)
Zanesville W. Muskingum	1	(1979t)

State Tournament Div. I & Seated Individual Records

Boys

100 METER DASH
Troy Lane, Pickerington HS Central — 10.25 (2022)

200 METER DASH
Chris Nelloms, Dayton Dunbar — 20.47 (1990)

400 METER DASH
Chris Nelloms, Dayton Dunbar — 45.59 (1990)

800 METER RUN
Nick Plant, Canfield — 1:48.65 (2022)

1600 METER RUN
Bob Kennedy, Westerville North — 4:05.13 (1988)

3200 METER RUN
Andrew Jordan, Pataskala Watkins Memorial — 8:54.96 (2016)

110 METER HURDLES (39")
Ted Ginn Jr., Cleveland Glenville — 13.40 (2004)

300 METER HURDLES (36")
Donovan Robertson, Berea — 35.96 (2012)

4x100 METER RELAY
Middletown — 40.91 (2002)
(Tyran Thompson, Nasir Ahmad, Marc Johnson, Darrell Hunter)

4x200 METER RELAY
Pickerington HS Central — 1:24.42 (2019)
(Lorenzo Styles, Evan Matthews, Terry Simuel, Denzell Feagin)

4x400 METER RELAY
Trotwood-Madison — 3:13.05 (2010)
(Julius Ruby, Jordon Paschal, Renon Lorenzo, William Henry)

4x800 METER RELAY
Cincinnati St. Xavier — 7:36.33 (2014)
(Michael Hall, Brad Eagan, Evan Stifel, Michael Vitucci)

DISCUS
Charles Moye, Akron Ellet — 201-11.00 (1987)

HIGH JUMP
Mark Cannon, Elyria — 7-02.25 (1987)

LONG JUMP
Ra'Mon Johnson, Warrensville Heights — 25-09.50 (1996)

SHOT PUT
Dustin Brode, Canfield — 71-07.50 (2010)

POLE VAULT
Jacob Blankenship, Gahanna Lincoln — 17-02.00 (2012)

SEATED 100 M DASH
Jaydon Jenkins, Bloomdale Elmwood — 16.62 (2022)

SEATED 400 M DASH
Tim Bailey, Galloway Westland — 57.75 (2014)

SEATED 800 M RUN
Casey Followay, Wooster — 2:01.74 (2014)

SEATED SHOT PUT
Bradley Landon, Mount Gilead — 25-03.00 (2019)

Girls

100 METER DASH
Abby Steiner, Dublin Coffman — 11.38 (2018)

200 METER DASH
Abby Steiner, Dublin Coffman — 22.73 (2018)

400 METER DASH
Jessica Beard, Euclid — 51.63 (2007)

800 METER RUN
Rachel Banks, Chardon — 2:07.27 (2015)

1600 METER RUN
Emily Infeld, Cleveland Hts. Beaumont — 4:41.37 (2007)

3200 METER RUN
Annie Heffernan, Cinci. St. Ursula Academy — 10:14.91 (2013)

100 METER HURDLES (33")
Camden Bentley, Gahanna Lincoln — * 13.45 (2022)

300 METER HURDLES (30")
Tiffany Flomo, Groveport-Madison — 40.79 (2000)

4x100 METER RELAY
Liberty Twp. Lakota East — 45.82 (2019)
(Dawn Hilton, Kaylyn Heath, Azariyah Bryant, Serena Clark)

4x200 METER RELAY
Reynoldsburg — 1:37.02 (2009)
(Faith Washington, Timia Ingram, Azia Walker, Destinee Gause)

4x400 METER RELAY
Reynoldsburg — 3:43.83 (2009)
(Faith Washington, Destinee Gause, Taneisha Cordell, Azia Walker)

4x800 METER RELAY
Gahanna Lincoln — 8:53.49 (2018)
(Shynae Deas, Allison Groves, Claire Steigerwald, Madison Martinez)

DISCUS
Krista Keir, Westerville South — 166-10.00 (1997)

HIGH JUMP
Taylor Burke, Medina — 6-01.25 (2011)

LONG JUMP
Tianna Madison, Elyria — 20-05.75 (2003)

SHOT PUT
Katelyn Daniels, Lewis Center Olentangy Orange — 51-02.00 (2013)

POLE VAULT
Riley Hunt, Greenville — 13-07.00 (2019)

SEATED 100 M DASH
Jenna Fesemyer, Ravenna Southeast — 20.51 (2015)

SEATED 400 M DASH
Kaylee Hurley, Greenfield McClain — 1:10.87 (2017)

SEATED 800 M RUN
Kaylee Hurley, Greenfield McClain — 2:29.80 (2017)

SEATED SHOT PUT
Sammy Rhodes, Wooster Triway — 19-01.75 (2018)

* occurred in preliminaries

State Tournament Division II Individual Records

Boys

100 METER DASH
Demetri Keaton, Warrensville Heights 10.57 (2017)

200 METER DASH
Wayne Lawrence Jr., Dayton Meadowdale 21.29 (2017)

400 METER DASH
Tyler Johnson, Dayton Stivers School for the Arts 46.61 (2016)

800 METER RUN
Cory Leslie, Sandusky Perkins 1:50.77 (2008)

1600 METER RUN
Joseph Bistritz, Chagrin Falls 4:05.62 (2016)

3200 METER RUN
Scott Fry, Sandusky Perkins 8:49.40 (1985)

110 METER HURDLES (39")
Lamar Hill, Dayton Christian 13.71 (1996)

300 METER HURDLES (36")
Austin Wechter, Shelby 36.83 (2003)

4x100 METER RELAY
Gates Mills Hawken 41.66 (2022)
(Dominic Johnson, Christian Anderson, Andrew Bukovnik, Jordan Harrison)

4x200 METER RELAY
Akron St. Vincent-St. Mary 1:26.87 (2013)
(Jordan Sensabaugh, Jarel Woolridge, Fransohn Bickley, Parris Campbell)

4x400 METER RELAY
Dayton Dunbar 3:15.92 (2012)
(Ira George, Eric Blair, Michael Ohiembor, LaTrell Turner)

4x800 METER RELAY
Peninsula Woodridge 7:37.43 (2011)
(Jimmy Charles, Drake Sulzer, Jacob Onifer, Vibushan Sivakumaran)

DISCUS
Cory Echelberry, Fostoria 203-07.00 (1999)

HIGH JUMP
Ryan Fleck, Napoleon 7-01.50 (2008)

LONG JUMP
Joe Crallie, Magnolia Sandy Valley 24-03.50 (1994)

SHOT PUT
Justin Welch, Pemberville Eastwood 62-11.75 (2010)

POLE VAULT
Coty Cobb, Middletown Madison 16-06.25 (2015)

Girls

100 METER DASH
Kya Epps, Akron St. Vincent-St. Mary 11.57 (2022)

200 METER DASH
Kya Epps, Akron St. Vincent-St. Mary 23.81 (2022)

400 METER DASH
Ayrizanna Favours, Columbus Eastmoor Academy 53.19 (2005)

800 METER RUN
Alexa Fortman, Ottawa-Glandorf 2:08.60 (2022)

1600 METER RUN
Elizabeth Whaley, Cincinnati Indian Hill 4:43.31 (2022)

3200 METER RUN
Anna Foster, Thornville Sheridan 10:34.34 (2018)

100 METER HURDLES (33")
Leah King, Perry 13.89 (2018)

300 METER HURDLES (30")
Leah King, Perry 42.55 (2018)
Jasmine Harris, Pepper Pike Orange 42.55 (2015)

4x100 METER RELAY
Columbus Bishop Hartley 47.09 (2009)
(CharAnna Dixon, Chesna Sykes, Ashlee Hoffman, Aisha Cavin)

4x200 METER RELAY
Columbus Eastmoor Academy 1:39.37 (2012)
(Gianni Ross, Cheyanne Carter, Sariah Rhodes, Aaliyah Barnes)

4x400 METER RELAY
Cincinnati Indian Hill 3:49.30 (2019)
(Meghan Obrien, Ellie Podojil, Elizabeth Whaley, Anna Podojil)

4x800 METER RELAY
Kettering Archbishop Alter 9:10.22 (2011)
(Ashley Rodgers, Austin Borton, Rebecca Esselstein, Olivia Albers)

DISCUS
Rebekah Green, Columbus School for Girls 162-08.00 (1999)

HIGH JUMP
Dana Stearns, Columbus Bexley 5-10.25 (1995)

LONG JUMP
DeVonne Howard, Orrville 19-07.75 (2007)

SHOT PUT
Rebekah Green, Columbus School for Girls 48-10.75 (1999)

POLE VAULT
Allyson Simmons, Navarre Fairless 13-04.25 (2014)

* occurred in preliminaries

State Tournament Division III Individual Records

Boys

100 METER DASH
Chad Zallow, Warren John F. Kennedy 10.55 (2015)

200 METER DASH
Josh Verhoff, Kalida 21.39 (2019)

400 METER DASH
John Guagenti, Bluffton 47.46 (2008)

800 METER RUN
Kaleb Nastari, Hanoverton United 1:49.56 (2022)

1600 METER RUN
Brady Yingst, Lima Perry 4:10.74 (2022)

3200 METER RUN
Chad Johnson, North Robinson Colonel Crawford 9:05.43 (2018)

110 METER HURDLES (39")
Chad Zallow, Warren John F. Kennedy 13.62 (2015)

300 METER HURDLES (36")
John Lint, Gahanna Columbus Academy 36.32 (2014)

4x100 METER RELAY
Dayton Jefferson Twp. 42.31 (1986)
(Clifford Clack, Paul Williams, Tony Lee, Jamiel Trimble)

4x200 METER RELAY
Columbiana Crestview 1:27.71 (2019)
(Brandon Yanssens, Ethan Powell, Dylan Huff, Jayce Meredith)

4x400 METER RELAY
Gahanna Columbus Academy 3:18.65 (2010)
(Clay Hoster, Nathaniel Sutton, Jon Michael Hilsheimer, Gebhard Keny)

4x800 METER RELAY
Yellow Springs 7:48.39 (2007)
(Alexis Onfroy, Andy Peters, Evan Firestone, Sam Borchers)

DISCUS
Matthias Tayala, McDonald 196-03.00 (2011)

HIGH JUMP
Brant Reardon, Fremont St. Joseph Central Catholic 7-0.00 (2011)
Otis Winston, Toronto 7-0.00 (1992)

LONG JUMP
Mykale Rogers, Lima Central Catholic 24-05.50 (2014)

SHOT PUT
D.J. Duke, Hannibal River 68-08.25 (2009)

POLE VAULT
Heath Nickles, Columbus Grove 16-01.50 (2008)

Girls

100 METER DASH
Brittany Hocker, Bridgeport 11.81 (2004)

200 METER DASH
Brittany Hocker, Bridgeport 24.22 (2004)

400 METER DASH
Brook Turner, Gates Mills Hawken 55.23 (2004)

800 METER RUN
Allison Johnson, Mount Gilead 2:08.81 (2021)

1600 METER RUN
Stephanie Morgan, Barnesville 4:45.21 (2007)

3200 METER RUN
Sunni Olding, Minster 10:38.02 (2004)

100 METER HURDLES (33")
Katie Ruffener, North Robinson Colonel Crawford 13.71 (2022)

300 METER HURDLES (30")
Kylie Cutlip, Lore City Buckeye Trail 42.08 (2016)

4x100 METER RELAY
Gates Mills Gilmour Academy 48.70 (2009)
(Alexandria Dahlhausen, Kathryn Drew, Rebbecca Bloom, Candace Longino-Thomas)

4x200 METER RELAY
Gates Mills Gilmour Academy 1:41.31 (2009)
(Alexandria Dahlhausen, Kathryn Drew, Bekka Simko, Candace Longino-Thomas)

4x400 METER RELAY
Minster 3:55.16 (2015)
(Cassie Jutte, Maggie Meiring, Julia Slonkosky, Cassie Francis)

4x800 METER RELAY
Louisville St. Thomas Aquinas 9:05.84 (2016)
(Athena Welsh, Hannah Soehnlen, Kacee Soehnlen, Kalee Soehnlen)

DISCUS
Erin Pendleton, Elmore Woodmore 168-10.00 (2008)

HIGH JUMP
Mallory Mullen, Springfield Catholic Central 5-10.25 (2021)

LONG JUMP
Taylor Middleton, Dayton Miami Valley School 18-11.25 (2016)

SHOT PUT
Molly Leppelmeier, McComb 49-06.00 (2017)

POLE VAULT
Kenna Stimmel, Castalia Margaretta 14-06.25 (2022)

* occurred in preliminaries

AMERICA'S PLAYING FIELD

Visit CANTON
VISITCANTON.com

Prepare for an away game this week.

Canton is the birthplace of the NFL and the proud home of the Pro Football Hall of Fame. There's more than just football, though. The destination sports public art, live music, entertainment, and special events all year long. Wander for hours through national museums, visit historic sites, or unwind at a variety of award-winning wineries, breweries, distillery, and even a meadery.

Plan for overtime in *America's playing field!*

Special Events & Festivals

- Live Theater, Concerts & Music Venues
- Major Sports Events, Championships & Tournaments
- Food Tours, Brew Trail & Outdoor Refreshment Areas

Family Entertainment

- Family Fun Parks & Amusement Centers
- Unique Shopping & Dining Destinations

Visit CANTON

SCAN ME

National Historic Sites & Museums

- National Monuments & Sightseeing
- Public Art, Local Artist Galleries, and Accredited Institutions
- Hands-on Science & History Museums

Good luck at the OHSAA State Championships!

Did you know AAA provides more than just 24/7 Roadside Service?

Join today and add your teen to your membership so you can both enjoy endless benefits:

SWITCH & SAVE WITH AAA INSURANCE
Save up to **15% off** insurance coverage for auto, home, life and more! Visit **AAA.com/Insurance** for more details.

AUTO REPAIR SAVINGS
Save on auto repair and maintenance at AAA Car Care Plus and Approved Auto Repair locations. Schedule your next service at **AAA.com/CarCarePlus**.

AAA MOBILE APP
Request road service, find the cheapest gas near you and get exclusive discounts—all right from your phone. Visit **AAA.com/Mobile**.

$170 ANNUAL SAVINGS
Your membership pays for itself with savings! Save on dining, gas, shopping and more with AAA Discounts & Rewards®.

TRAVEL DISCOUNTS
Save on hotels, car rentals, vacation packages and all things travel-related! Talk to an agent or visit **AAA.com/Travel**.

MEMBERSHIP OFFER:
Join today for just **$55** with up to two additional members for **$9**
Promo code: OHSAA23
OR
Add your teen to your current membership at **50% OFF**
Promo Code: OHIOTEEN23

Official partner of OHSAA

Start your journey today

Visit AAA.com **Call 1-888-AAA-OHIO** **Contact your local AAA store**

All-Time State Tournament Top Performances - Boys

+ 100 Meters
(Automatic Timing)

1.	Troy Lane, Pickerington HS Central	10.25	2022
2.	Brandon White, Cincinnati Archbishop Moeller	#10.46	2021
3.	Justin Braun, Westerville Central	10.47	2021
	Blake Heriot, Gahanna Lincoln	10.47	2009
5.	Nick Biega, Mayfield	10.49	2022
	Troy Lane, Pickerington HS Central	#10.49	2022
7.	Brandon Saine, Piqua	10.50	2006
8.	Mike Blevins, Mansfield Madison	10.51	1997
	Jonathon Burrell, Cleveland John Marshall	10.51	1991
	Jonathon Burrell, Cleveland John Marshall	10.51	1991
	Mario Allmon, Cincinnati Princeton	10.51	1990

(Manual Timing)

1.	Darin Hall, Middletown	10.6	1980
	Doug Harris, Worthington	10.6	1980
3.	Mike Boyd, Troy	10.7	1980
	Eurall Graham, Cleveland Collinwood	10.7	1980
	Tim Harper, Dayton Colonel White	10.7	1980
also	Bob Lawson, Toledo Libbey	9.4	*1972
	Jeff Phillips, Columbus Whitehall-Yearling	9.4	*1976

* indicates 100 yards

+ 200 Meters
(Automatic Timing)

1.	Chris Nelloms, Dayton Dunbar	20.47	1990
2.	Chris Nelloms, Dayton Dunbar	20.90	1989
3.	Chris Nelloms, Dayton Dunbar	21.04	1988
4.	Chris Nelloms, Dayton Dunbar	21.05	1990
5.	Troy Lane, Pickerington HS Central	21.09	2022
	Jonathon Burrell, Cleveland John Marshall	21.09	1993
7.	Robert Smith, Euclid	21.10	1989
8.	Jason Craig, Huber Heights Wayne	21.12	2003
9.	Riak Reese, Gahanna Lincoln	21.13	2013
10.	Ted Ginn, Jr., Cleveland Glenville	21.16	2003

(Manual Timing)

1.	Jeff Walker, Akron North	20.7	*1977
2.	Jeff Phillips, Columbus Whitehall-Yearling	21.0	*1976
	Bob Lawson, Toledo Libbey	21.0	*1971
4.	Jeff Phillips, Columbus Whitehall-Yearling	21.1	*1975
	Tyrone Hicks, Warren Harding	21.1	*1975
	Derek Harbour, Cleveland Glenville	21.1	*1975

* indicates 220 yards

400 Meters
(Automatic Timing)

1.	Chris Nelloms, Dayton Dunbar	45.59	1990
2.	Chris Nelloms, Dayton Dunbar	45.80	1988
3.	Chris Nelloms, Dayton Dunbar	46.34	1989
4.	Robert Smith, Euclid	46.41	1989
5.	Chris Nelloms, Dayton Dunbar	46.44	1989
6.	Ted Ginn Jr., Cleveland Glenville	46.57	2004
7.	Tyler Johnson, Dayton Stivers School for the Arts	46.61	2016
8.	Zach Logan, Trotwood-Madison	46.64	2004
9.	Wayne Lawrence, Jr., Dayton Meadowdale	46.67	2017
10.	Robert Smith, Euclid	46.75	1990

(Manual Timing)

1.	Dave Mills, Lakewood	46.6	*1958
2.	Derrek Harbour, Cleveland Glenville	47.3	*1975
	Anthony Blair, Alliance	47.3	*1976
4.	James Harris, Dayton Roth	47.4	*1968
5.	Stephen Davis, Cleveland John Adams	47.5	*1976
	Winslow Taylor, Akron East	47.5	*1971

* indicates 440 yards

800 Meters
(Automatic Timing)

1.	Nick Plant, Canfield	1:48.65	2022
2.	Marc Sylvester, Cleveland St. Ignatius	1:48.93	2001
3.	Frank Hayes, Sylvania Southview	1:49.16	2016
4.	Kaleb Nastari, Hanoverton United	1:49.56	2022
5.	Derek Hoye, Columbus St. Charles	1:50.64	2003
6.	Cory Leslie, Sandusky Perkins	1:50.77	2008
7.	Brannon Kidder, Lancaster	1:51.09	2012
8.	Jake Hiltner, Wadsworth	1:51.15	2010
9.	Aman Thornton, Columbus Mifflin	1:51.16	2019
	Frank Hayes, Sylvania Southview	1:51.16	2015

(Manual Timing)

1.	Roy Marks, Cleveland East Tech	1:52.3	*1979
2.	Scott Rider, Hilliard	1:52.4	*1978
3.	Reggie McAfee, Cincinnati Courter Tech	1:52.5	*1969
4.	Joel Albers, Cleveland Heights	1:52.6	*1978
5.	Barry Pajsic, Cleveland St. Joseph	1:52.9	*1974
	Jay Miranda, Cleveland West Tech	1:52.9	*1974

* indicates 880 yards

+ Requires Wind Speed of Less Than 2.0.

 # indicates set in preliminaries.

1600 Meters
(Automatic Timing)

1.	Bob Kennedy, Westerville North	4:05.13	1988
2.	Joe Bistritz, Chagrin Falls	4:05.62	2016
3.	Jeff See, Middletown	4:06.81	2003
4.	Dustin Horter, Liberty Township Lakota East	4:06.96	2018
5.	Ryan Adams, Cuyahoga Falls CVCA	4:07.12	2015
6.	Ryan Chevalier, Loveland	4:07.70	2022
7.	Michael Vitucci, Cincinnati St. Xavier	4:07.96	2014
8.	Scott Fry, Sandusky Perkins	4:08.03	1985
9.	Jacob Dumford, Westerville North	4:08.21	2013
10.	Dustin Horter, Liberty Twp. Lakota East	4:08.38	2017

(Manual Timing)

1.	Mike Hallabrin, Mansfield Malabar	4:07.7	1980
2.	John Zishka, Lancaster	4:07.8	1980
3.	Reggie McAfee, Cincinnati Courter Tech	4:08.5	*1969
4.	John Zishka, Lancaster	4:11.2	*1979
5.	Alan Scharsu, Youngstown Austintown-Fitch	4:13.1	*1978

* indicates one mile

3200 Meters
(Automatic Timing)

1.	Scott Fry, Sandusky Perkins	8:49.40	1985
2.	Andrew Jordan, Pataskala Watkins Memorial	8:54.96	2016
3.	Tsehaye Hiluf, Reynoldsburg	8:55.04	2012
4.	Sam Wharton, Tipp City Tippecanoe	8:56.61	2013
5.	Hunter Moore, Lewis Center Olentangy Orange	8:58.47	2017
6.	Nick Elswick, Chardon	9:00.43	2013
7.	Kyle Mau, Hudson	9:00.60	2015
8.	Matt Scrape, Pickerington HS Central	9:00.87	2017
9.	Steve Padgett, Cincinnati LaSalle	9:00.97	2000
10.	C.J. Ambrosio, Cleveland St. Ignatius	9:01.78	2016

(Manual Timing)

1.	John Zishka, Lancaster	8:57.5	1980
2.	Rickey Pittman, Cleveland East Tech	8:59.3	1980
3.	Les Nagy, Niles McKinley	9:04.1	*1970
4.	Alan Scharsu, Youngstown Austintown-Fitch	9:05.0	*1976
5.	Jay Anstaett, Upper Arlington	9:09.2	*1974

* indicates two miles

+ 110-Meter Hurdles (39")
(Automatic Timing)

1.	Ted Ginn Jr., Cleveland Glenville	13.40	2004
2.	Chris Nelloms, Dayton Dunbar	13.57	1990
3.	Chad Zallow, Warren John F. Kennedy	13.62	2015
4.	Davon Anderson, Cleveland Glenville	13.64	2014
5.	Donovan Robertson, Berea	13.66	2012
6.	Chris Nelloms, Dayton Dunbar	13.67	1990
7.	Ryan Wilson, Westerville North	13.70	1999
	Donovan Robertson, Berea	13.70	2011
9.	Lamar Hill, Dayton Christian	13.71	1996
	Chris Nelloms, Dayton Dunbar	13.71	1989

(Manual Timing)

1.	Dan Oliver, Wooster Triway	13.3	*1976
2.	Wayne Mason, Columbus Mifflin	13.6	*1976
	Marshall Parks, Dayton Roth	13.6	*1976
4.	Mike Holloway, Columbus Linden McKinley	13.7	*1977
5.	Roland James, Jamestown Greeneview	13.8	*1976
	Jeff Jenkins, Mansfield Madison	13.8	*1975
	Jeff Parks, Dayton Roosevelt	13.8	*1971

* indicates 120-yard hurdles

300-Meter Hurdles*
(36"—Automatic Timing)

1.	Donovan Robertson, Berea	35.96	2012
2.	Steele Wasik, Lakewood St. Edward	36.31	2014
	Desmond Palmer, Pickerington North	36.31	2013
4.	Ashton Dulin, Reynoldsburg	36.32	2015
	John Lint, Gahanna Columbus Academy	36.32	2014
6.	Glenn Terry, Cincinnati Sycamore	36.38	1988
7.	Davon Anderson, Cleveland Glenville	36.39	2014
8.	Eric Repress, Dayton Patterson	36.45	1988
9.	Ryan Wilson, Westerville North	36.46	1999
10.	Russ Pernus, Painesville Riverside	36.55	1991

(30"—Automatic Timing)

1.	Allan Phillips, Centerville	36.04	1985
2.	Shawn Purter, Dayton Belmont	36.06	1986
3.	Dale Burrage, Dayton Patterson	36.14	1985
4.	John Thomas, Zanesville	36.45	1981
5.	Clarence Kelley, Cleveland Glenville	36.49	1981
also	Darin Hill, Middletown	35.7	**1978

* indicates 300-meter 36" hurdles replaced 300-meter 30" hurdles in 1987
** indicates manual time

All-Time State Tournament Top Performances - Boys

4x100-Meter Relay
(Automatic Timing)

1.	Middletown	40.91	2002
	(Tyran Thompson, Nasir Ahmad, Marc Johnson, Darrell Hunter)		
2.	Cleveland Glenville	41.20	2003
3.	Pickerington HS Central	41.22	2022
4.	Gahanna Lincoln	41.25	2022
5.	Cincinnati Northwest	41.28	2013
6.	Cleveland Heights	41.36	2017
	Middletown	41.36	2001
8.	Cleveland Glenville	41.45	2003
	Middletown	41.45	2003
10.	Cleveland Glenville	41.47	2014

(Manual Timing)

1.	Middletown	42.0	1980
	(Darin Hill, Larry James, Barry James, Keith Grace)		
2.	Cleveland John Adams	42.1	1980
3.	Dayton Jefferson	42.2	1980
4.	Canton McKinley	42.3	1980
5.	Akron South	42.4	1980

4x200-Meter Relay
(Automatic Timing)

1.	Pickerington HS Central	1:24.42	2019
	(Lorenzo Styles, Evan Matthews, Terry Simuel, Denzell Feagin)		
2.	Cleveland Glenville	1:25.09	2005
3.	Cleveland Glenville	1:25.11	2004
4.	Trotwood-Madison	1:25.44	2008
5.	Cleveland Glenville	1:25.59	2007
6.	Cleveland Glenville	1:25.78	2006
7.	Cleveland Glenville	1:25.79	2010
8.	Trotwood-Madison	1:25.95	2006
9.	Cleveland Glenville	1:26.08	2004
10.	Stow-Munroe Falls	1:26.10	2022
	Lima Senior	1:26.10	2016
	Trotwood-Madison	1:26.10	2008

4x400-Meter Relay
(Automatic Timing)

1.	Trotwood-Madison	3:13.05	2010
	(Julius Ruby, Jordon Paschal, Michael Jordan, William Henry)		
2.	Trotwood-Madison	3:13.32	2009
3.	Trotwood-Madison	3:13.46	2008
4.	Cleveland John Adams	3:13.57	1984
5.	Cleveland Glenville	3:13.75	2014
6.	Cleveland Glenville	3:13.90	2010
7.	Trotwood-Madison	3:14.05	2008
8.	Cleveland Heights	3:14.06	2007
9.	Pickerington HS Central	3:14.18	2016
10.	Cleveland Glenville	3:14.57	2003

(Manual Timing)

1.	Dayton Roth	3:15.0	1980
	(Laron Brown, Anthony Saine, William Lauderdale, Bennie Hollis)		
2.	Gahanna Lincoln	3:16.5	1980
3.	Cleveland East	3:16.6	1980
4.	Dayton Roosevelt	3:16.8	*1971
5.	Cleveland John Adams	3:17.0	*1976

* indicates one-mile relay (4x440 yards)

4x800-Meter Relay
(Automatic Timing)

1.	Cincinnati St. Xavier	7:36.33	2015
	(Michael Hall, Brad Eagan, Evan Stifel, Michael Vitucci)		
2.	Peninsula Woodridge	7:37.43	2011
3.	Wadsworth	7:39.05	2018
4.	Cleveland St. Ignatius	7:39.23	2016
5.	Wadsworth	7:39.72	2010
6.	Dublin Coffman	7:39.93	2016
7.	Cleveland Heights	7:41.17	2007
8.	Cleveland Heights	7:41.38	2008
9.	North Canton Hoover	7:41.74	2003
10.	Cleveland St. Ignatius	7:41.99	2001

Discus

1.	Cory Echelberry, Fostoria	203-07.00	1999
2.	Anthony Shivers, Salem	203-02.00	2013
3.	Charles Moye, Akron Ellet	201-11.00	1987
4.	AJ Hicks, Solon	200-07.00	2011
5.	Jason Caldwell, Mentor	197-11.00	2000
6.	Justin Welch, Pemberville Eastwood	197-01.00	2010
7.	Aaron Zedella, Lakewood St. Edward	196-06.00	2013
8.	Matthias Tayala, McDonald	196-03.00	2011
9.	Justin Welch, Pemberville Eastwood	196-01.00	2009
10.	Bruce Washington, Gahanna Lincoln	195-05.00	1979

+ Requires Wind Speed of Less Than 2.0.

Shot Put

1.	Dustin Brode, Canfield	71-07.50	2010
2.	Jimmie Pacifico, Vandalia Butler	69-05.25	2007
3.	D.J. Duke, Hannibal River	68-08.25	2009
4.	Cody Riffle, Toledo St. John-s Jesuit	68-07.75	2010
5.	D.J. Duke, Hannibal River	68-04.00	2009
6.	D.J. Duke, Hannibal River	67-08.00	2009
7.	Coy Blair, Logan	67-07.00	2012
8.	Barry Walker, Lancaster	67-02.50	1982
9.	Charles Moye, Akron Ellet	67-00.50	1987
10.	Kenneth Lanier, Columbus Marion-Franklin	66-05.75	1977

Pole Vault

1.	Jacob Blankenship, Gahanna Lincoln	17-02.00	2012
2.	Jacob Blankenship, Gahanna Lincoln	17-00.00	2011
3.	Chris Uhle, Powell Olentangy Liberty	16-09.00	2010
4.	Lucas Kelley, Massillon Perry	16-08.00	2016
5.	Coty Cobb, Middletown Madison	16-06.25	2015
6.	Dalton Shepler, Vandalia Butler	16-06.00	2019
	Joey Uhle, Powell Olentangy Liberty	16-06.00	2011
8.	Christian Champen, Clayton Northmont	16-04.00	2016
	Matt Peare, North Canton Hoover	16-04.00	2015
	John Coyne, Medina Buckeye	16-04.00	1986

High Jump

1.	Mark Cannon, Elyria	7-02.25	1987
2.	Ryan Fleck, Napoleon	7-01.50	2008
3.	Dan Rohrs, Upper Arlington	7-01.25	1978
4.	Erik Kynard, Toledo Rogers	7-01.00	2009
5.	Nigel Preacher, Columbus Brookhaven	7-00.00	2011
	Brant Reardon, Fremont St. Joseph Central Catholic	7-00.00	2011
	Cody Westbrook, Marietta	7-00.00	2009
	Erik Kynard, Toledo Rogers	7-00.00	2008
	Rudy Currie, Lakewood St. Edward	7-00.00	1992
	Otis Winston, Toronto	7-00.00	1992
	Charlie Brown, Pataskala Watkins Memorial	7-00.00	1987
	Tom Lange, Worthington	7-00.00	1987
	Tom Lange, Worthington	7-00.00	1988
	Derrick Childs, Cincinnati Northwest	7-00.00	1989
	Kevin Bryant, Bellbrook	7-00.00	1977
	Mark Cannon, Elyria	7-00.00	1986

+ Long Jump

1.	Ra-Mon Johnson, Warrensville Heights	25-09.50	1996
2.	DJ Fillmore, Pataskala Licking Heights	24-11.00	2022
3.	Alex Smith, Hilliard Darby	24-07.75	2022
4.	Devin Smith, Massillon Washington	24-07.00	2011
5.	Todd Bell, Middletown	24-06.75	1977
6.	Joseph Morgan, Canton McKinley	24-06.00	2006
7.	Mykale Rogers, Lima Central Catholic	24-05.50	2014
8.	Dan Skiba, Mineral Ridge	24-05.25	2011
9.	Jesse Owens, Cleveland East Tech	24-03.75	1933
10.	Joe Crallie, Magnolia Sandy Valley	24-03.50	1994

The Progression of Boys Events:

- The first tournaments were held in 1908. The events were the 100, 220, 440, 120 high hurdles, 220 low hurdles, shot put, discus, hammer, high jump, long jump and pole vault. The mile relay was also run but not included in the scoring.
- The 880 was added in 1909.
- The mile run was added in 1911.
- The javelin was added and the hammer dropped in 1917.
- In 1929, the 880-yard relay was added.
- The National Federation lowered the high hurdles from 42 to 39 inches and the low hurdles from 220 yards to 200 yards (although Ohio continued to run 220 yards) in 1935.
- In 1936, Class A schools ran the 200-yard low hurdles, but Class B schools ran the 220. The mile medley relay (220, 220, 440, 880) was added.
- Class B switched to the 200-yard low hurdles in 1937.
- The medley relay was dropped and the javelin prohibited in all OHSAA interscholastic competition in 1938. The low hurdles moved back to 220 yards.
- In 1939, the discus was changed from 2 kilograms or 4 pounds, 6.548 ounces (the weight used at colleges) to 1.6 kilograms or 3 pounds, 6 ounces.
- The low hurdles were changed to 180 yards in 1951.
- The two-mile run was added in 1966.
- In 1978, the low hurdles switched to 300 meters (30").
- In 1979, the 440-yard relay for boys was added and the 880-yard relay was dropped.
- All running events were in meters beginning in 1980, and FAT was used in most events.
- The boys 4x800-meter relay was added in 1982.
- The boys 300-meter intermediate hurdles (36") replaced the 300-meter low hurdles (30") in 1987.
- The 4x200 relay was added in 2004.
- Seated events in the 100-meter and 400-meter dashes, 800-meter run and shot put were added in 2013.

All-Time State Tournament Top Performances - Girls

+ 100 Meters
(Automatic Timing)

1.	Abby Steiner, Dublin Coffman	11.38	2018
2.	Abby Steiner, Dublin Coffman	#11.47	2018
3.	Kya Epps, Akron St. Vincent-St. Mary	11.57	2022
4.	Abby Steiner, Dublin Coffman	#11.59	2017
	Khalilah Carpenter, Columbus Brookhaven	11.59	2000
6.	Azariyah Bryant, Liberty Township Lakota East	11.60	2022
	Abby Steiner, Dublin Coffman	11.60	2016
8.	Abby Steiner, Dublin Coffman	11.61	2017
9.	Destinee Gause, Reynoldsburg	11.63	2011
10.	LaShauntea Moore, Akron Firestone	11.64	2001

(Manual Timing)

1.	Kim Jamison, Toledo Start	11.8	1980
	Kim Adams, Dayton Chaminade-Julienne	11.8	1980
3.	Kellie Simpson, Columbus Mifflin	11.9	1980
	Kelly Jamison, Toledo Start	11.9	1980
5.	Lillian Payne, Lebanon	12.1	1980
	also: Brenda Morehead, Toledo Scott	10.8	*1975

* indicates 100 yards

+ 200 Meters
(Automatic Timing)

1.	Abby Steiner, Dublin Coffman	22.73	2018
2.	Abby Steiner, Dublin Coffman	#23.17	2018
3.	Caisja Chandler, Euclid	23.24	2018
4.	Abby Steiner, Dublin Coffman	23.56	2017
5.	Aareon Payne, Cleveland Hts. Beaumont	23.65	2007
6.	Khalilah Carpenter, Columbus Brookhaven	23.69	2000
7.	Abby Steiner, Dublin Coffman	#23.71	2017
8.	Abby Steiner, Dublin Coffman	#23.75	2016
9.	Kya Epps, Akron St. Vincent-St. Mary	23.81	2022
10.	Destinee Gause, Reynoldsburg	23.84	2011

(Manual Timing)

1.	Brenda Morehead, Toledo Scott	24.1	*1975
2.	Kim Adams, Dayton Chaminade-Julienne	24.5	1980
	Antoinette Browning, Springfield North	24.5	*1976
4.	Kim Jamison, Toledo Start	24.6	1980
	Sherrylynn Brown, Columbus South	24.6	*1978

* indicates 220 yards

400 Meters
(Automatic Timing)

1.	Jessica Beard, Euclid	51.63	2007
2.	Meshawn Graham, Toledo Bowsher	52.51	2007
3.	Natalie Price, Granville	52.96	2017
4.	Ayrizanna Favours, Columbus Eastmoor Academy	53.19	2005
5.	Jessica Beard, Euclid	53.29	2007
6.	Meshawn Graham, Toledo Bowsher	53.30	2008
7.	Karrington Winters, New Albany	53.39	2015
8.	Jaydan Wood, Pickerington HS Central	53.40	2019
9.	Jessica Beard, Euclid	53.47	2005
10.	Aisha Cavin, Columbus Bishop Hartley	53.56	2010

(Manual Timing)

1.	Lisa Graham, Cincinnati Anderson	55.9	1980
2.	Esther Alphonso, Dayton Stebbins	56.6	*1977
	Sherrylynn Brown, Columbus South	56.6	*1978
	Lynn Crowley, Springfield South	56.6	1980
5.	Diane Briggs, Medina Highland	56.8	*1978

* indicates 440 yards

800 Meters
(Automatic Timing)

1.	Rachel Banks, Chardon	2:07.27	2015
2.	Taneisha Cordell, New Albany	2:07.35	2011
3.	Brittany Aveni, Geneva	2:07.42	2016
4.	Gia Napoleon, Worthington Thomas Worthington	2:07.47	2017
5.	Brittany Aveni, Geneva	2:07.48	2015
6.	Rachel Banks, Chardon	2:07.77	2016
7.	Therese Haiss, Solon	2:08.05	2012
8.	Alexa Fortman, Ottawa-Glandorf	2:08.60	2022
	Olivia Howell, Solon	2:08.60	2019
10.	Emily Infeld, Cleveland Hts. Beaumont	2:08.63	2007

(Manual Timing)

1.	Julie Stibbe, Solon	2:13.2	*1979
2.	Julie Stibbe, Solon	2:14.0	*1978
3.	Carrie Shuster, Euclid	2:14.9	*1978
4.	Carrie Shuster, Euclid	2:15.1	*1979
5.	Julie Stibbe, Solon	2:15.2	*1977

* indicates 880 yards

1600 Meters
(Automatic Timing)

1.	Emily Infeld, Cleveland Hts. Beaumont	4:41.37	2007
2.	Olivia Howell, Solon	4:43.25	2017
3.	Elizabeth Whaley, Cincinnati Indian Hill	4:43.31	2022
4.	Rebecca Craddock, Brunswick	4:44.60	2017
5.	Stephanie Morgan, Barnesville	4:45.21	2007
6.	Olivia Howell, Solon	4:45.25	2019
7.	Bridget Franek, Mantua Crestwood	4:45.68	2005
8.	Grace Hartman, Dayton Oakwood	4:47.06	2022
9.	Emily Infeld, Cleveland Hts. Beaumont	4:47.31	2008
10.	Madeline Chambers, Rocky River Magnificat	4:47.37	2010

(Manual Timing)

1.	Ann Henderson, Brecksville-Broadview Heights	4:54.0	*1978
2.	Shannon Cline, Upper Arlington	4:56.5	*1979
3.	Darcy Tomlinson, Sherwood Fairview	4:59.6	*1978
4.	Ann Henderson, Brecksville-Broadview Heights	4:59.8	*1977
5.	Kathy Bryant, Columbus Bishop Watterson	5:00.5	1980

* indicates one mile

3200 Meters
(Automatic Timing)

1.	Annie Heffernan, Cincinnati St. Ursula Academy	10:14.91	2013
2.	Lauren Wood, Mason	10:21.03	2013
3.	Taylor Ewert, Beavercreek	10:23.14	2019
4.	India Johnson, Hilliard Davidson	10:23.84	2017
5.	Claire Durkin, Worthington Kilbourne	10:25.95	2008
6.	Katy Radkewich, Cleveland Hts. Beaumont	10:27.50	1996
7.	Alyssa Wolf, Brunswick	10:27.57	2018
8.	Kristy Orre, Clayton Northmont	10:27.74	1985
9.	Katie Clute, Olmsted Falls	10:28.97	2022
10.	India Johnson, Hilliard Davidson	10:29.80	2016

+ 100-Meter Hurdles*
(33"—Automatic Timing)

1.	Camden Bentley, Gahanna Lincoln	#13.45	2022
2.	Dalanda Jackson, Shaker Heights	13.64	2000
3.	Dalanda Jackson, Shaker Heights	13.68	1999
4.	Katie Ruffener, North Robinson Colonel Crawford	13.71	2022
5.	Charnee Lumbus, Cleveland Collinwood	13.72	2006
6.	Donica Merriman, Trotwood-Madison	13.74	1996
7.	Dalanda Jackson, Shaker Heights	13.79	1999
8.	J'Alyiea Smith, Cincinnati Withrow	13.83	2018
9.	Donica Merriman, Trotwood-Madison	13.84	1997
10.	Ericka Haney, Toledo Central Catholic	13.87	1997

(30"—Automatic Timing)

1.	LaVonna Martin, Trotwood-Madison	13.57	1984
2.	Terry Robinson, Columbus Northland	13.67	1986
3.	LaVonna Martin, Trotwood-Madison	13.82	1983
4.	Martha Meaker, Cleveland Hts. Beaumont	13.91	1986
5.	Anna Larkin, Toledo Scott	13.98	1984

* indicates 100-meter 33" hurdles replaced 100-meter 30" hurdles in 1987

300-Meter Hurdles
(30"—Automatic Timing)

1.	Tiffany Flomo, Groveport-Madison	40.79	2000
2.	Dalanda Jackson, Shaker Heights	41.11	1999
3.	Faith Washington, Reynoldsburg	41.33	2012
3.	Angela Craft, Columbus Northland	41.54	1997
4.	Kandace Stone, Cleveland Collinwood	41.67	1999
6.	Tiffany Flomo, Groveport-Madison	41.76	1999
7.	Carmen Banks, Cleveland John Adams	41.80	1994
8.	Arnika Edwards, Cincinnati Mt. Healthy	41.92	1994
9.	Kaila Barber, Middleburg Heights Midpark	41.99	2011
10.	Kaila Barber, Middleburg Heights Midpark	42.04	2010

4x100-Meter Relay
(Automatic Timing)

1.	Liberty Twp. Lakota East	45.82	2019
	(Dawn Hilton, Kaylyn Heath, Azariyah Bryant, Serena Clark)		
2.	Reynoldsburg	45.99	2012
3.	Cincinnati Withrow	46.53	2009
4.	Cincinnati Withrow	46.58	2016
5.	Reynoldsburg	46.78	2009
6.	Warren G. Harding	46.85	2016
7.	Cincinnati Withrow	46.90	2011
8.	Cincinnati Withrow	46.92	2015
9.	Cincinnati Princeton	46.97	2019
10.	Canton GlenOak	47.05	2011

+ Requires Wind Speed of Less Than 2.0. *# indicates set in preliminaries.*

(Manual Timing)

1.	Toledo Start	48.7	*1979
	(Kelly Jamison, Dilethia Holland, Lynette Riley, Kim Jamison)		
2.	Toledo Scott	48.8	*1976
3.	Columbus East	48.9	*1978
4.	Toledo Start	49.1	*1978
5.	Toledo Rogers	49.2	*1977
	Springfield North	49.2	*1977
	Cincinnati Woodward	49.2	*1976

* indicates 4x110 yards

4x200-Meter Relay
(Automatic Timing)

1.	Reynoldsburg	1:37.02	2009
	(Faith Washington, Timia Ingram, Azia Walker, Destinee Gause)		
2.	Twinsburg	1:37.77	2019
3.	Pickerington HS Central	1:38.06	2014
4.	Gahanna Lincoln	1:38.32	2022
5.	Dublin Coffman	1:38.34	2017
	Cleveland Collinwood	1:38.34	1997
7.	Dublin Coffman	1:38.53	2016
8.	Cincinnati Withrow	1:38.54	2016
9.	Cleveland Collinwood	1:38.56	2007
10.	Cincinnati Walnut Hills	1:38.60	2008

(Manual Timing)

1.	Springfield North	1:40.4	*1978
	(Lizette Browning, Saundra Fullen, Antoinette Browning, Karen Rice)		
2.	Springfield North	1:40.9	*1976
3.	Columbus South	1:41.4	1980
4.	Cleveland Heights Beaumont	1:41.5	1980
5.	Toledo Scott	1:41.7	*1976

* indicates 4x220 yards

4x400-Meter Relay
(Automatic Timing)

1.	Reynoldsburg	3:43.83	2009
	(Faith Washington, Destinee Gause, Taneisha Cordell, Azia Walker)		
2.	Gahanna Lincoln	3:45.48	2016
3.	Cincinnati Walnut Hills	3:45.89	2008
4.	Cleveland Heights	3:46.08	2002
5.	Shaker Heights	3:46.17	2006
6.	Gahanna Lincoln	3:46.19	2015
7.	Gahanna Lincoln	3:46.20	2019
8.	Cincinnati Withrow	3:46.48	2016
9.	Cleveland Collinwood	3:46.56	1997
10.	Gahanna Lincoln	3:46.74	2017

(Manual Timing)

1.	Toledo Rogers	3:55.8	1980
	(Sherri Perry, Mary Butler, Celina Williams, Sheila Gibson)		
2.	Cleveland John Adams	3:57.6	*1978
3.	Upper Arlington	3:57.8	*1977
4.	Toledo Rogers	3:58.1	*1978
5.	Elyria	3:59.6	*1977

* indicates one-mile relay (4x440 yards)

4x800-Meter Relay
(Automatic Timing)

1.	Gahanna Lincoln	8:53.49	2018
	(Shynae Deas, Allison Groves, Claire Steigerwald, Madison Martinez)		
2.	Mason	8:56.62	2017
3.	Gahanna Lincoln	8:56.73	2017
4.	Centerville	9:00.82	2015
5.	Geneva	9:01.41	2015
6.	Kings Mills Kings	9:01.43	2017
7.	Beavercreek	9:01.65	2018
8.	Granville	9:01.80	2015
9.	Kings Mills Kings	9:01.92	2018
10.	Hilliard Davidson	9:02.11	2018

(Manual Timing)

1.	Centerville	9:28.4	1980
	(Lisa Haws, Janet Burton, Carol Walcott, Kelly Greenlee)		
2.	Wadsworth	9:33.7	1980
3.	West Chester Lakota	9:35.1	1980
4.	Upper Arlington	9:37.1	1980
5.	Bay Village Bay	9:38.0	1980

Discus

1.	Erin Pendleton, Elmore Woodmore	168-10.00	2008
2.	Krista Keir, Westerville South	166-10.00	1997
3.	Krista Keir, Westerville South	165-02.00	1997
4.	Roberta Collins, Sandusky	164-00.00	1995
5.	Emily Pendleton, Elmore Woodmore	163-04.00	2007
6.	Lenea Browder, Troy	162-10.00	2019
7.	Rebekah Green, Columbus School for Girls	162-08.00	1999
8.	Krista Keir, Westerville South	162-04.00	1997
9.	Katelyn Daniels, Lewis Center Olentangy Orange	161-07.00	2013
	Emily Pendleton, Elmore Woodmore	161-07.00	2007

Shot Put
(4.0 kg./8 lbs., 13 oz.)

1.	Katelyn Daniels, Lewis Center Olentangy Orange	51-02.00	2013
2.	Ashley Muffet, North Canton Hoover	50-06.50	2005
3.	Krista Keir, Westerville South	50-04.75	1997
4.	Krista Keir, Westerville South	50-04.50	1997
5.	Krista Keir, Westerville South	49-11.00	1998
6.	Molly Leppelmeier, McComb	49-06.00	2017
7.	Krista Keir, Westerville South	49-04.75	1997
8.	Jackie Leppelmeier, McComb	49-03.50	2011
9.	Madison Pollard, Whitehouse Anthony Wayne	48-11.50	2017
10.	Rebekah Green, Columbus School for Girls	48-10.75	1999

(8 lbs.)

1.	Teresa Hawkins, West Chester Lakota	46-00.75	1979
2.	Nancy Jenkins, Columbus St. Francis DeSales	45-02.00	1978
3.	Nancy Jenkins, Columbus St. Francis DeSales	44-11.00	1977
4.	Terri Byland, Mantua Crestwood	44-10.50	1978
5.	Sara Champney, Westerville North	44-05.75	1979

High Jump

1.	Taylor Burke, Medina	6-01.25	2011
2.	Christina Estrict, Cleveland Collinwood	6-00.00	2000
3.	Maddie Morrow, North Canton Hoover	5-11.00	2011
	Taylor Burke, Medina	5-11.00	2010
5.	Mallory Mullen, Springfield Catholic Central	5-10.25	2021
	Dana Stearns, Columbus Bexley	5-10.25	1995
	Peggy Odita, Upper Arlington	5-10.25	1986
8.	Brooke Mangas, Ottoville	5-10.00	2016
	Maddie Morrow, North Canton Hoover	5-10.00	2010
	Mary Varga, Cuyahoga Falls Walsh Jesuit	5-10.00	1997
	Peggy Odita, Upper Arlington	5-10.00	1985
	Shelly Jorgenson, New Lexington	5-10.00	1983

+ Long Jump

1.	Tianna Madison, Elyria	20-05.75	2003
2.	Camee Williams, Springfield South	20-01.25	1996
3.	Laura Kirkham, Centerville	20-01.00	1984
4.	Laura Kirkham, Centerville	19-10.25	1984
5.	Paige Floriea, Mentor	19-09.75	2019
	Laura Kirkham, Centerville	19-09.75	1984
7.	Bridget Jacobs, Parma Normandy	19-09.50	2008
	Laura Kirkham, Centerville	19-09.50	1984
	Camee Williams, Springfield South	19-09.50	1997
10.	Olivia Small, Sunbury Big Walnut	19-08.75	2013
	Chantel Richardson, Chesterland West Geauga	19-08.75	2013

Pole Vault

1.	Kenna Stimmel, Castalia Margaretta	14-06.25	2022
2.	Riley Hunt, Greenville	13-07.00	2019
3.	Kenna Stimmel, Castalia Margaretta	13-06.00	2021
	Kristen Denk, North Royalton	13-06.00	2015
5.	Allyson Simmons, Navarre Fairless	13-04.25	2014
6.	Anna Watson, Lewis Center Olentangy Orange	13-04.00	2016
7.	Siobhan Szerencsits, Lewis Center Olentangy	13-03.00	2018
8.	Kendal Fisher, Massillon Perry	13-02.25	2022
9.	Allie Stern, Cuyahoga Falls Walsh Jesuit	13-01.00	2017
	Anna Watson, Lewis Center Olentangy Orange	13-01.00	2017
	Alyssa McBride, Bryan	13-01.00	2012

+ Requires Wind Speed of Less Than 2.0.

The Progression of Girls Events:

- The first tournaments were held in 1975. The events were the 100, 220, 440, 880, mile, 80 low hurdles, 4x110-yard relay, 4x220-yard relay, 880-yard medley relay (110, 110, 220, 440), 4x440-yard relay, high jump, long jump, discus and shot put.
- The hurdles moved from 80 yards to 100 meters (30") in 1978.
- All running events were in meters beginning in 1980, and FAT was used in most events that year. The 4x800-meter relay was added and the medley relay was dropped. The shot put changed from 8 pounds to 4 kilograms (8 pounds, 13 ounces).
- The 300-meter low hurdles and 3,200-meter run were added in 1984, giving both boys and girls 16 events.
- The 100-meter high hurdles (33") replaced the 100-meter low hurdles (30") in 1987.
- Pole Vault is added in 2002.
- Seated events in the 100-meter and 400-meter dashes, 800-meter run and shot put were added in 2013.

Boys State Interscholastic Records

High school track and field in Ohio is conducted in accordance with rules written by the National Federation of High School Associations (NFHS) and adopted by the Ohio High School Athletic Association (OHSAA) Board of Control.

In order for a mark to be approved as an official record, the provisions as specified in National Federation Track and Field Rule 10 must be satisfied. To gain approval, all applicants for state or national records must be submitted on printed forms available from the NFHS or OHSAA. In addition, the performance must have been made in a meet: 1.) Sanctioned by a state high school association; 2.) involving five or more schools, and 3.) in an event limited to high school contestants who are representing their respective high schools **only**. The application must be received within six months from the date of performance. The simple reporting of an effort to the media will not suffice for the athlete to receive record consideration.

The following records are the official Boys State of Ohio Interscholastic Track and Field records, as properly reported to the OHSAA. Any other listing is unofficial for high school track and field.

DIVISION I

Event	Time/ Dist.	Name/School	Site Year
100 Dash	10.25	Troy Lane/Pickerington HS Central	Columbus 2022
200 Dash	20.47	Chris Nelloms/Dayton Dunbar	Columbus 1990
400 Dash	45.59	Chris Nelloms/Dayton Dunbar	Columbus 1990
800 Run	1:48.65	Nick Plant/Canfield	Columbus 2022
1600 Run	4:03.40	Dustin Horter/Liberty Twp. Lakota East	Mason 2018
3200 Run	8:46.72	Andrew Jordan/Pataskala Watkins Memorial	Louisville, KY 2016
110 Hurdles	13.30	Chris Nelloms/Dayton Dunbar	Dayton 1990
300 Hurdles	35.96	Donovan Robertson/Berea	Columbus 2012
4x100 Relay	40.79	Middletown (Tyron Thompson, Nasir Ahmad, Marc Johnson, Darrell Hunter)	Dayton 2002
4x200 Relay	1:24.42	Pickerington HS Central (Lorenzo Styles, Evan Matthews, Terry Simuel, Denzell Feagin)	Columbus 2019
4x400 Relay	3:13.05	Trotwood-Madison (Julius Ruby, Jordon Paschal, Renon Lorenzo, William Henry)	Columbus 2010
4x800 Relay	7:36.33	Cincinnati St. Xavier (Michael Hall, Brad Eagan, Evan Stifel, Michael Vitucci)	Columbus 2014
Discus	206-04.00	Macklin Tudor/Mt. Orab Western Brown	Huber Heights 2012
High Jump	7-03.50	Erik Kynard Jr./Toledo Rogers	Toledo 2009
Long Jump	25-09.50	Ra'Mon Johnson/Warrensville Heights	Columbus 1996
Shot Put	71-07.50	Dustin Brode, Canfield	Columbus 2010
Pole Vault	17-03.00	Conner McClure/Green	Green 2021

DIVISION II

100 Dash	10.55	Dakari Carter/Streetsboro	Columbus 2015
	10.55	Eric Barrison/Willard	Lexington 2002
200 Dash	21.29	Wayne Lawrence, Jr./Dayton Meadowdale	Columbus 2017
	21.2 (MT)	Matt Thiry/Warren Champion	Andover 1992
400 Dash	46.57	Tyler Johnson/Dayton Stivers	Dayton 2016
800 Run	1:50.77	Cory Leslie/Sandusky Perkins	Columbus 2008
1600 Run	4:05.62	Joseph Bistritz/Chagrin Falls	Columbus 2016
3200 Run	8:49.40	Scott Fry/Sandusky Perkins	Columbus 1985
	8:46.7 (MT)	Scott Fry/Sandusky Perkins	Oak Harbor 1985
110 Hurdles	13.71	Lamar Hill/Dayton Christian	Columbus 1996
300 Hurdles	36.69	Austin Wechter/Shelby	Lexington 2003
4x100 Relay	41.53	Gates Mills Hawken (Dominic Johnson, Christian Anderson, Andrew Bukovnik, Jordan Harrison)	Perry 2022
4x200 Relay	1:26.18	Akron Buchtel (Marcus Ferguson, Curtis Eaton, Ronald Peake, Arthur Thomas)	Ravenna 2006
4x400 Relay	3:14.57	Dayton Roth (Quinthony Brown, Michael McCray, Juan Mosby, Laron Brown)	Dayton 1982
4x800 Relay	7:37.43	Peninsula Woodridge (Jimmy Charles, Drake Sulzer, Jacob Onifer, Vibushan Sivakumaran)	Columbus 2011
Discus	203-07.00	Cory Echelberry/Fostoria	Dayton 1999
High Jump	7-01.50	Ryan Fleck/Napoleon	Columbus 2008
Long Jump	24-03.50	Joe Crallie/Magnolia Sandy Valley	Columbus 1994
Shot Put	64-08.25	Matthew Hoty/Sandusky Perkins	Lexington 2009
Pole Vault	16-07.00	Jimmy Rhoads/Baltimore Liberty Union	Baltimore 2021

DIVISION III

100 Dash	10.55	Chad Zallow/Warren John F. Kennedy	Columbus 2015
	10.55	Denver Williams/Cadiz	Canal Winchester 1995
	10.40 (MT)	Tony Lee/Dayton Jefferson Twp.	Dayton 1988
200 Dash	21.39	Josh Verhoff/Kalida	Columbus 2019
	21.1 (MT)	Tony Lee/Dayton Jefferson Twp.	Dayton 1988
400 Dash	47.36	Andrew Pierce/Yellow Springs	Dayton 1997
800 Run	1:49.19	Kaleb Nastari/Hanoverton United	Creston 2023
1600 Run	4:09.20	Braden Yingst/Lima Perry	Waynesfield 2022
3200 Run	9:05.43	Chad Johnson/N. Robinson Col. Crawford	Columbus 2018
110 Hurdles	13.50	Chad Zallow/Warren John F. Kennedy	Arcadia, Calif. 2015
300 Hurdles	36.32	John Lint/Gahanna Columbus Academy	Columbus 2014
4x100 Relay	42.08	Columbus Bishop Hartley (Erin Perdue, Karl Rose, Andy Groom, Kurt Shade)	Hilliard 1998
4x200 Relay	1:27.63	Lima Central Catholic (Scott Willeke, Dimitri Floyd, Jamir Coleman, Mykale Rogers)	Troy 2014
4x400 Relay	3:18.65	Gahanna Columbus Academy (Clay Hoster, Nathaniel Sutton, Jon Michael Hilsheimer, Gebhard Keny)	Columbus 2010
4x800 Relay	7:48.39	Yellow Springs (Alexis Onfroy, Andy Peters, Evan Firestone, Sam Borchers)	Columbus 2007
Discus	203-09.00	Christian Smith/McDonald	Berlin Center 2015
High Jump	7-00.25	Brant Reardon/Fremont St. Joseph Central Catholic	Pemberville 2011
Long Jump	24-05.50	Mykale Rogers/Lima Central Catholic	Columbus 2014
Shot Put	68-10.50	Nicholas Demaline/Liberty Center	Tiffin 2014
Pole Vault	16-04.00	Jamie Lewis/Newcomerstown	New Philadelphia 1995

SEATED DIVISION

100 Dash	16.45	Jacob Baker/Carrollton	Navarre 2021
400 Dash	57.75	Tim Bailey/Galloway Westland	Columbus 2014
800 Run	2:00.37	Jaydon Jenkins/Bloomdale Elmwood	Hamler 2021
Shot Put	25-8.75	Randy McMullen/Kent Roosevelt	Poland 2015

Girls State Interscholastic Records

High school track and field in Ohio is conducted in accordance with rules written by the National Federation of High School Associations (NFHS) and adopted by the Ohio High School Athletic Association (OHSAA) Board of Control.

In order for a mark to be approved as an official record, the provisions as specified in National Federation Track and Field Rule 10 must be satisfied. To gain approval, all applicants for state or national records must be submitted on printed forms available from the NFHS or OHSAA. In addition, the performance must have been made in a meet: 1.) Sanctioned by a state high school association; 2.) involving five or more schools, and 3.) in an event limited to high school contestants who are representing their respective high schools **only**. The application must be received within six months from the date of performance. The simple reporting of an effort to the media will not suffice for the athlete to receive record consideration.

The following records are the official Girls State of Ohio Interscholastic Track and Field records, as properly reported to the OHSAA. Any other listing is unofficial for high school track and field.

DIVISION I

Event	Time/ Dist.	Name/School	Site Year
100 Dash	11.38	Abby Steiner, Dublin Coffman	Columbus 2018
200 Dash	22.73	Abby Steiner, Dublin Coffman	Columbus 2018
400 Dash	51.63	Jessica Beard/Euclid	Columbus 2007
800 Run	2:07.04	Brittany Aveni/Geneva	Youngstown 2016
1600 Run	4:41.37	Emily Infeld/Cleveland Hts. Beaumont	Columbus 2007
3200 Run	10:14.91	Annie Heffernan/Cincinnati St. Ursula Acad.	Columbus 2013
100 Hurdles	13.45	Camden Bentley/Gahanna Lincoln	* Columbus 2022
300 Hurdles	40.79	Tiffany Flomo/Groveport-Madison	Dayton 2000
4x100 Relay	45.82	Liberty Township Lakota East (Dawn Hilton, Kaylyn Heath, Azariyah Bryant, Serena Clark)	Columbus 2019
4x200 Relay	1:37.02	Reynoldsburg (Faith Washington, Timia Ingram, Azia Walker, Destinee Gause)	Columbus 2009
4x400 Relay	3:43.83	Reynoldsburg (Faith Washington, Destinee Gause, Taneisha Cordell, Azia Walker)	Columbus 2009
4x800 Relay	8:53.49	Gahanna Lincoln (Shynae Deas, Allison Groves, Claire Steigerwald, Madison Martinez)	Columbus 2018
Discus	176-05.00	Krista Keir/Westerville South	Hilliard 1997
High Jump	6-01.25	Taylor Burke/Medina	Columbus 2011
Long Jump	20-05.75	Tianna Madison/Elyria	Dayton 2003
Shot Put	51-02.00	Katelyn Daniels/ Lewis Center Olentangy Orange	Columbus 2013
Pole Vault	13-07.00	Riley Hunt/Greenville	Columbus 2019

DIVISION II

100 Dash	11.57	Kya Epps/Akron St. Vincent-St. Mary	Columbus 2022
200 Dash	23.81	Kya Epps/Akron St. Vincent-St. Mary	Columbus 2022
400 Dash	53.19	Ayrizanna Favours/Cols. Eastmoor Acad.	Columbus 2005
800 Run	2:08.60	Alexa Fortman/Ottawa-Glandorf	Columbus 2022
1600 Run	4:39.71	Elizabeth Whaley/Cincinnati Indian Hill	Piqua 2022
3200 Run	10:16.50	Bridget Franek/Mantua Crestwood	Andover 2006
100 Hurdles	13.89	Juliette Laracuente-Huebner/ Marengo Highland	Westerville 2023
	13.89	Leah King/Perry	Columbus 2018
300 Hurdles	42.24	Chelsea Scott/Columbus Bishop Hartley	Cincinnati 2010
4x100 Relay	47.09	Columbus Bishop Hartley (CharAnna Dixon, Chesna Sykes, Ashlee Hoffman, Aisha Cavin)	Columbus 2009
4x200 Relay	1:39.37	Columbus Eastmoor Academy (Gianni Ross, Cheyanne Carter, Sariah Rhodes, Aaliyah Barnes)	Columbus 2012
4x400 Relay	3:49.30	Cincinnati Indian Hill (Meghan Obrien, Ellie Podojil, Elizabeth Whaley, Anna Podojil)	Columbus 2019
4x800 Relay	9:08.72	Dayton Oakwood (Bella Butler, Hannah Moulton, Emma Almoney, Grace Hartman)	Piqua 2021
Discus	170-08.00	Teresa Sherman/South Point	Ironton 1989
High Jump	5-10.50	Katelyn Williams/Chesterland West Geauga	Ravenna 2007
Long Jump	19-11.75	Erin Busbee/Cleveland Collinwood	Dayton 2010
Shot Put	49-02.50	Rebekah Green/Columbus School for Girls	Dublin 1999
Pole Vault	13-04.25	Allyson Simmons/Navarre Fairless	Columbus 2014

DIVISION III

100 Dash	11.75	Candace Longino-Thomas/Gates Mills Gilmour Academy	Navarre 2011
200 Dash	24.19	Candace Longino-Thomas/ Gates Mills Gilmour Academy	Youngstown 2009
400 Dash	55.23	Brook Turner/Gates Mills Hawken	Columbus 2004
800 Run	2:07.49	Allison Johnson/Mount Gilead	Westerville 2021
1600 Run	4:45.21	Stephanie Morgan/Barnesville	Columbus 2007
3200 Run	10:24.57	Kaylee Soehnlen/Louisville St. Thom. Aquinas	Carrollton 2017
100 Hurdles	13.71	Katie Ruffener/N. Robinson Col. Crawford	Columbus 2022
300 Hurdles	42.04	Kylie Cutlip/Lore City Buckeye Trail	St. Clairsville 2016
4x100 Relay	48.70	Gates Mills Gilmour Academy (Alexandria Dahlhausen, Kathryn Drew, Rebbecca Bloom, Candace Longino-Thomas)	Columbus 2009
4x200 Relay	1:41.31	Gates Mills Gilmour Academy (Alexandria Dahlhausen, Kathryn Drew, Bekka Simko, Candace Longino-Thomas)	Columbus 2009
4x400 Relay	3:55.16	Minster (Cassie Jutte, Maggie Meiring, Julia Slonkosky, Cassie Francis)	Columbus 2015
4x800 Relay	9:05.84	Louisville St. Thomas Aquinas (Athena Welsh, Hannah Soehnlen, Kacee Soehnlen, Kalee Soehnlen)	Columbus 2016
Discus	183-03.00	Emily Pendleton/Elmore Woodmore	Oak Harbor 2007
High Jump	5-10.25	Mallory Mullen/Springfield Cath. Cent.	Westerville 2021
Long Jump	19-1.50	Taylor Middleton/Dayton Miami Valley	Troy 2015
Shot Put	49-08.00	Molly Leppelmeier/McComb	Findlay 2017
Pole Vault	14-06.25	Kenna Lee Stimmel/Castalia Margaretta	Columbus 2022

SEATED DIVISION

100 Dash	20.51	Jenna Fesemyer/Ravenna Southeast	Columbus 2015
400 Dash	1:10.87	Kaylee Hurley/Greenfield McClain	Greenfield 2017
800 Run	2:29.80	Kaylee Hurley/Greenfield McClain	Greenfield 2017
Shot Put	19-06.50	Jenna Fesemyer/Ravenna Southeast	Poland 2015

* occurred in preliminaries

Jesse Owens Memorial Stadium High School Records

Boys

Boys 100 Meter Dash 10.25 (2022)
Troy Lane, Pickerington HS Central

Boys 200 Meter Dash 21.09 (2022)
Troy Lane, Pickerington HS Central

Boys 400 Meter Dash 46.61 (2016)
Tyler Johnson, Dayton Stivers School for the Arts

Boys 800 Meter Run 1:48.65 (2022)
Nick Plant, Canfield

Boys 1600 Meter Run 4:05.62 (2016)
Joseph Bistritz, Chagrin Falls

Boys 3200 Meter Run 8:54.96 (2016)
Andrew Jordan, Pataskala Watkins Memorial

Boys 110 Meter Hurdles (39") 13.40 (2004)
Ted Ginn Jr., Cleveland Glenville

Boys 300 Meter Hurdles (36") 35.96 (2012)
Donovan Robertson, Berea

Boys 4x100 Meter Relay 41.22 (2022)
Pickerington HS Central (E. Pinkins, K. Holloway, X. McCoy, T. Lane)

Boys 4x200 Meter Relay 1:24.42 (2019)
Pickerington HS Central (L. Styles, E. Matthews, T. Simuel, D. Feagin)

Boys 4x400 Meter Relay 3:13.05 (2010)
Trotwood-Madison (J. Ruby, J. Paschal, R. Lorenz, W. Henry)

Boys 4x800 Meter Relay 7:36.33 (2014)
Cincinnati St. Xavier (M. Hall, B. Eagan, E. Stifel, M. Vitucci)

Boys Discus 203-02.00 (2013)
Anthony Shivers, Salem

Boys High Jump 7-01.50 (2008)
Ryan Fleck, Napoleon

Boys Long Jump 24-11.00 (2022)
DJ Fillmore, Pataskala Licking Heights

Boys Shot Put 71-07.50 (2010)
Dustin Brode, Canfield

Boys Pole Vault 17-02.00 (2012)
Jacob Blankenship, Gahanna Lincoln

Boys Seated 100 M Dash 16.62 (2022)
Jaydon Jenkins, Bloomdale Elmwood

Boys Seated 400 M Dash 57.75 (2014)
Tim Bailey, Galloway Westland

Boys Seated 800 M Run 2:01.74 (2014)
Casey Followay, Wooster

Boys Seated Shot Put 25-03.00 (2019)
Bradley Landon, Mount Gilead

Girls

Girls 100 Meter Dash 11.38 (2018)
Abby Steiner, Dublin Coffman

Girls 200 Meter Dash 22.73 (2018)
Abby Steiner, Dublin Coffman

Girls 400 Meter Dash 51.63 (2007)
Jessica Beard, Euclid

Girls 800 Meter Run 2:07.27 (2015)
Rachel Banks, Chardon

Girls 1600 Meter Run 4:41.37 (2007)
Emily Infeld, Cleveland Heights Beaumont

Girls 3200 Meter Run 10:14.91 (2013)
Annie Heffernan, Cincinnati St. Ursula Academy

Girls 100 Meter Hurdles (33") 13.45 (2022)
Camden Bentley, Gahanna Lincoln

Girls 300 Meter Hurdles (30") 41.33 (2012)
Faith Washington, Reynoldsburg

Girls 4x100 Meter Relay 45.82 (2019)
Liberty Twp. Lakota East (D. Hilton, K. Heath, A. Bryant, S. Clark)

Girls 4x200 Meter Relay 1:37.02 (2009)
Reynoldsburg (F. Washington, T. Ingram, A. Walker, D. Gause)

Girls 4x400 Meter Relay 3:43.83 (2009)
Reynoldsburg (F. Washington, D. Gause, T. Cordwell, A. Walker)

Girls 4x800 Meter Relay 8:53.49 (2018)
Gahanna Lincoln (S. Deas, A. Groves, C. Steigerwald, M. Martinez)

Girls Discus 168-10.00 (2008)
Erin Pendleton, Elmore Woodmore

Girls High Jump 6-01.25 (2011)
Taylor Burke, Medina

Girls Long Jump 19-09.75 (2019)
Paige Floriea, Mentor

Girls Shot Put 51-02.00 (2013)
Katelyn Daniels, Lewis Center Olentangy Orange

Girls Pole Vault 14-06.25 (2022)
Kenna Stimmel, Castalia Margaretta

Girls Seated 100 M Dash 20.51 (2015)
Jenna Fesemyer, Ravenna Southeast

Girls Seated 400 M Dash 1:10.87 (2017)
Kaylee Hurley, Greenfield McClain

Girls Seated 800 M Run 2:29.80 (2017)
Kaylee Hurley, Greenfield McClain

Girls Seated Shot Put 19-01.75 (2018)
Sammy Rhodes, Wooster Triway

State Tournament Miscellaneous Records

Boys and Girls State Champions — Same Year
- 1977, Dayton Jefferson Twp., Class AA
- 1986, Columbus Bishop Hartley, Class AA
- 2003, Shelby, Division II
- 2016, Louisville St. Thomas Aquinas, Division III

Most Team State Championships — Boys
- 17, Cleveland Glenville (2022-14-07-06-05-04-03-75-74-73-70-68-67-66-65-60-59)
- 13, Cleveland East Tech (1955-52-44-43-42-41-40-39-36-33-32-21-20)
- 10, Dayton Dunbar (2017-15-14-12-1990-89-88-64-63-48)
- 9, Dayton Jefferson Twp. (2004-94-88-87-86-83-80-77-57)
- 7, Yellow Springs (1997-96-93-92-90-85-75)

Most Team State Championships — Girls
- 16, Cleveland Heights Beaumont (2008-07-02-01-99-98-97-96-94-92-91-90-89-88-87-86)
- 13, Minster (2018-04-03-02-01-89-85-82-80-79-78-77-76)
- 9, Cleveland Collinwood (2010-06-05-04-01-00-99-98-97)
- 5, Columbus Bishop Hartley (2011-09t-88-86-84)
- 4, North Robinson Colonel Crawford (2022-92-91-90)
  4, Reynoldsburg (2012-11-10-09)
  4, Gates Mills Gilmour Academy (2009-07t-06-05)
  4, Cleveland Heights (1995-92-91-90)

Most Individual State Championships — Boys
- 11, Chris Nelloms, Dayton Dunbar (1987-400; 1988-100, 200, 400; 1989-200, 400, 4x400; 1990-200, 400, 110 hurdles, 4x400)
- 10, John Saunders, Glendale (1935-high hurdles; 1936-high hurdles, low hurdles, 100; 1937-high hurdles, 100; 1938-high hurdles, low hurdles, 100, broad jump)
- 9, Tony Lee, Dayton Jefferson Twp. (1985-4x100; 1986-100, 200, 4x100; 1987-100, 4x100; 1988-100, 200, 4x100)
- 9, Jesse Owens, Cleveland East Tech (1931-broad jump; 1932-100, 220, broad jump, 4x220; 1933-100, 220, broad jump, 4x220)

Most Individual State Championships — Girls
- 12, Jenna Fesemyer, Ravenna Southeast (2013-Seated 100, 400, 800, Shot Put; 2014-Seated 100, 400, 800, Shot Put; 2015-Seated 100, 400, 800, Shot Put)
- 12, Destinee Gause, Reynoldsburg (2009-200, 4x400, 4x200; 2010-200, 4x100, 4x400; 2011-100, 200; 2012-100, 200, 4x100, 4x400)
- 11, Cicely Campbell, Cleveland Heights Beaumont (1996-4x800; 1997-800, 4x400, 4x800; 1998-800, 4x400, 4x800; 1999-800, 4x200, 4x400, 4x800)
- 11, Susan Nash, Zanesville Bishop Rosecrans (1981-400; 1982-400, 800; 1983-100, 400, 800, 4x400; 1984-400, 800, 4x400, 4x800)
- 10, Rebekka Simko, Gates Mills Gilmour Academy (2010-4x800, 800; 2009-4x200, 400, 4x400; 2008-4x800, 400, 4x400; 2007-4x800, 4x400)
- 10, Cachet Murray, Girard (2002-100, 200; 2003-100, 200; 2004-100, 200, long jump; 2005-100, 200, long jump)
- 10, Kandace Stone, Cleveland Collinwood (1998-100 hurdles, 300 hurdles, 4x400; 1999-4x100; 2000-4x100, 4x200; 2001-100 hurdles, 300 hurdles, 4x100, 4x200)
- 10, Richelle Webb, Cleveland Heights Beaumont (1987-4x100, 4x200, 4x400; 1989-200, 4x100, 4x200; 1990-100, 200, 4x100, 4x400)
- 9, Abby Steiner, Dublin Coffman (2015-200; 2016-100, 200, 4x200; 2017-100, 200, 4x200; 2018-100, 200)
- 9, Tianna Madison, Elyria (2001-long jump; 2002-100, 200, long jump, 4x100; 2003-100, 200, long jump, 4x100)
- 9, Carolyn Long, Middletown Bishop Fenwick (1990-4x400, 4x800; 1991-800, 4x400, 4x800; 1992-800, 4x800; 1993-800, 4x800)
- 9, Sunni Olding, Minster (2001-1600; 2002-1600, 4x800; 2003-1600, 3200, 4x800; 2004-1600, 3200, 4x800)

State Champs in Four Events in Same Year — Boys
- 2013, Desmond Palmer, Pickerington HS North (110H, 300H, 4x200, 4x400)
- 2008, John Guagenti, Bluffton (4x200, 400, 200, 4x400)
- 2006, Joe Horn, Waynesfield-Goshen (100, 4x200, 400, 200)
- 1990, Chris Nelloms, Dayton Dunbar (200, 400, 110 hurdles, 4x400)
- 1952, Bill Whitman, Cleveland East Tech (120 high hurdles, 180 low hurdles, broad jump, 4x220)
- 1938, John Saunders Jr., Glendale (100, broad jump, 120 high hurdles, 220 low hurdles)
- 1933, Jesse Owens, Cleveland East Tech (100, 220, broad jump, 4x220)
- 1932, Jesse Owens, Cleveland East Tech (100, 220, broad jump, 4x220)
- 1925, Harold McMillen, Bellpoint (pole vault, javelin, discus, shot put)
- 1919, Ken McCreary, East Cleveland Shaw (120 high hurdles, 220 low hurdles, broad jump, high jump)
- 1918, Lewis Morehead, Toledo Scott (100, 220, high jump, mile relay)

State Champs in Four Events in Same Year — Girls
- 2021, Paige Floriea, Mentor (long jump, 100, 200, 400).
- 2017, Kaylee Hurley, Greenfield McClain (Seated 100, Seated 400, Seated 800, Seated Shot Put)
- 2015, Jenna Fesemyer, Ravenna Southeast (Seated 100, Seated 400, Seated 800, Seated Shot Put)
- 2014, Jenna Fesemyer, Ravenna Southeast (Seated 100, Seated 400, Seated 800, Seated Shot Put)
- 2013, Jenna Fesemyer, Ravenna Southeast (Seated 100, Seated 400, Seated 800, Seated Shot Put)
- 2012, Destinee Gause, Reynoldsburg (100, 200, 4x100, 4x400)
- 2009, Candice Longino-Thomas, Gates Mills Gilmour Academy (100, 200, 4x100, 4x200)
- 2006, Bridget Franek, Mantua Crestwood (4x800, 1600, 800, 3200)
- 2003, Tianna Madison, Elyria (100, 200, long jump, 4x100)
- 2002, Tianna Madison, Elyria (100, 200, long jump, 4x100)
- 2002, Brook Turner, Gates Mills Hawken (200, 400, 4x200, 4x400)
- 2001, Kandace Stone, Cleveland Collinwood (100 hurdles, 300 hurdles, 4x100, 4x200)
- 1999, Cicely Campbell, Cleveland Heights Beaumont (800, 4x200, 4x400, 4x800)
- 1998, Khalilah Carpenter, Columbus Brookhaven (100, 200, 4x100, 4x200)
- 1998, Jana Dearth, Rawson Cory-Rawson (100, 200, 4x100, 4x400)
- 1997, Shonda Robinson, Cleveland Collinwood (100, 200, 4x200, 4x400)
- 1996, Teresa Bundy, Cleveland Heights (100, 200, 4x100, 4x200)
- 1991, Sonja Thomas, Cleveland Heights (100 hurdles, 300 hurdles, 4x400, long jump)
- 1990, Ebonita Williams, Cleveland Heights Beaumont (100 hurdles, 300 hurdles, 4x100, 4x400)
- 1990, Richelle Webb, Cleveland Heights Beaumont (100, 200, 4x100, 4x400)
- 1984, Susan Nash, Zanesville Bishop Rosecrans (400, 800, 4x400, 4x800)
- 1984, Theresa Diggs, Columbus Bishop Hartley (100, 200, 4x200, long jump)
- 1983, Susan Nash, Zanesville Bishop Rosecrans (100, 400, 800, 4x400)
- 1975, Brenda Morehead, Toledo Scott (100, 220, 4x220, long jump)

State Champs in Same Event Four Years — Boys
- 2003-06, Daven Jones, Cleveland Glenville (4x100)
- 1993-96, Denver Williams, Cadiz (200)
- 1987-90, Chris Nelloms, Dayton Dunbar (400)
- 1985-88, Tony Lee, Dayton Jefferson Twp. (4x100)
- 1951-54, Harold Wright, Germantown (100)
- 1935-38, John Saunders Jr., Glendale (120 high hurdles, 100)

State Champs in Same Event Four Years — Girls
- 2015-18, Abby Steiner, Dublin Coffman (200)
- 2014-17, Kacee Soehnlen, Louisville St. Thomas Aquinas (4x800)
- 2014-17, Kalee Soehnlen, Louisville St. Thomas Aquinas (4x800)
- 2013-16, Michaela Butler, Findlay Liberty-Benton (200)
- 2009-12, Destinee Gause, Reynoldsburg (200)
- 2005-08, Emily Infeld, Cleveland Heights Beaumont (800)
- 2004-07, Jessica Beard, Euclid (400)
- 2004-07, Emily Pendleton, Elmore Woodmore (Discus)
- 2003-06, Angela Bizzarri, Mason (3200)
- 2002-05, Ayrizanna Favours, Columbus Eastmoor Academy (400)
- 2002-05, Cachet Murray, Girard (100)
- 2002-05, Cachet Murray, Girard (200)
- 2001-04, Sunni Olding, Minster (1600)
- 1990-93, Carolyn Long, Middletown Bishop Fenwick (4x800)
- 1989-92, Rachel Sauder, Archbold (1600)
- 1989-92, Rachel Sauder, Archbold (3200)
- 1986-89, Michelle McGruder, Cincinnati Academy of Physical Education (100)
- 1986-89, Leslie Moorman, Minster (300 hurdles)
- 1981-84, Susan Nash, Zanesville Bishop Rosecrans (400)
- 1980-83, Patty Metzler, North Jackson Jackson-Milton (1600)
- 1976-79, Julie Stibbe, Solon (880)

Scored All Points for Winning Team — Boys
- 1998, Ryan Wilson, Westerville North, 30 points (1st in 110 hurdles, 1st in 300 hurdles, 1st in long jump)
- 1991, Lincoln Cobb, Pettisville, 28 points (1st in 100, 1st in long jump, 2nd in 200)
- 1971, Eric Penick, Gates Mills Gilmour Academy, 30 points (1st in 100, 1st in 220, 1st in 440)
- 1964, Craig Wallace, Dayton Dunbar, 18 points (1st in 100, 1st in 220, 1st in broad jump)
- 1954, Glenn Davis, Barberton, 20 points (1st in 220, 1st in 180 low hurdles, 1st in broad jump, 4th in 100)

Scored All Points for Winning Team — Girls
- 1996, Sarah DeWolfe, Defiance Ayersville, 38 points (1st in 100, 1st in 200, 1st in 400, 2nd in long jump)
- 1984, LaVonna Martin, Trotwood-Madison, 38 points (1st in 200, 1st in 100 hurdles, 1st in 300 hurdles, 2nd in 100)
- 1983, LaVonna Martin, Trotwood-Madison, 30 points (1st in 100, 1st in 200, 1st in 100 hurdles)

OHSAA Consecutive Team Track State Championships

Boys Track & Field

No.	School	Years
6	Cleveland East Tech	1939-40-41-42-43-44
5	Cleveland Glenville	2003-04-05-06-07
4	Cleveland Glenville	1965-66-67-68
4	Columbus Central	1927-28-29-30

Girls Track & Field

No.	School	Years
7	Cleveland Heights Beaumont	1986-87-88-89-90-91-92
5	Cleveland Collinwood	1997-98-99-2000-01
5	Minster	1976-77-78-79-80
4	Reynoldsburg	2009-10-11-12
4	Minster	2001-02-03-04
4	Cleveland Heights Beaumont	1996-97-98-99

OHSAA SPRINT "TRIPLE CROWN" STATE CHAMPIONS

Boys – since 1912 | Girls – since 1975

(Must win the 100, 200 and 400 yard/meter sprint races in the same track and field state championship meet.)

- Since 1980, the races have been contested at the distance of 100, 200 and 400 meters.
- Prior to 1980, the races were run at the distance of 100, 220 and 440 yards.
- Results unavailable in state meets from 1908-1911.

Triple Crown State Champions

Boys

Name	School	Year	Division or Class
Sherron Jones	Bascom Hopewell-Loudon	2022	Div. III
Justin Braun	Westerville Central	2021	Div. I
Joe Horn	Waynesfield-Goshen	2006	Div. III
Bobby Cruse	Leavittsburg LaBrae	1996	Div. II
Chris Nelloms	Dayton Dunbar	1988	Class AAA
Voren Hughes	Leavittsburg LaBrae	1986	Class AA
Joe Bradley	East Canton	1981	Class A
Joe Banks	Columbus Wehrle	1980	Class A
Ray Armstrong	Elyria West	1979	Class AA
Dennis Mosley	Youngstown Rayen	1976	Class AA
Richard Brown	Georgetown	1971	Class A
Eric Penick	Gates Mills Gilmour	1971	Class AA
Dave Mills	Lakewood	1958	Class A
Walter Toles	Newton Falls Braceville	1958	Class AA
Gene Cole	Lancaster	1948	Class A

Girls

Name	School	Year	Division or Class
Paige Floriea	Mentor	2021	Div. I
Sarah DeWolfe	Defiance Ayersville	1996	Div. III
Jasmine Reynolds	Columbus Whetstone	1995	Div. II

Log on to http://www.ohsaa.org/sports/track/history for:

- Past Tournament Results
- Year-by-Year Team State Champions and Runners-Up
- All-Time Team State Champions by School
- All-Time Boys State Champions by Event (Current Events)
- All-Time Boys State Champions - Discontinued Events
- All-Time Girls State Champions by Event (Current Events)
- All-Time Girls State Champions - Discontinued Events
- All-Time Seated State Champions by Event
- OHSAA Track & Field State Record Book
- Jesse Owens Memorial Stadium Records
- Seated Records
- Looking Back at the OHSAA Track & Field Championships

THANKS FOR

COMING TO PLAY!

OHSAA STATE CHAMPIONSHIPS

DOUBLE PLAY Akron

SOFTBALL & BASEBALL TOURNAMENTS

OHSAA

SOFTBALL
FIRESTONE STADIUM
JUNE 1 - 3, 2023

BASEBALL
CANAL PARK STADIUM
JUNE 8 - 10, 2023

Your friends & Hosts,

SPORTS ALLIANCE
OF GREATER AKRON
Powered by: Akron/Summit Convention & Visitors Bureau

playakron.com | doubleplayakron.com

FINALFORMS

FORMS. COMPLIANCE. SAFETY. COMMUNICATION.

BOOST

▲ COMPLIANCE ▲ SAFETY ▲ HEALTH

REDUCE

▼ CONTROVERSY ▼ RISK ▼ LIABILITY

OHIO OWNED • OPERATED BUSINESS

www.finalforms.com

PROUD PARTNER AND SPONSOR

OHSAA OIAAA OASSA BASA

Be There.

MileSplit

Access to live and on-demand coverage of track and XC.

State & national rankings, exclusive content, recruiting news, and more!
PLUS set up your meets with registration and live results for FREE!

Subscriptions starting from **$6.00/month.**

SIGN-UP AT

Nicely done, beef.

Studies show exercise is more effective when paired with a higher-protein diet, and complete proteins, like beef, provide the amino acids necessary for muscle-building and recovery.

Scan for recipes that benefit an active lifestyle.

OHIO BEEF® COUNCIL

Visit ohiobeef.org

Be super.

Every year, over 22,000 youth under 18 go to the emergency room for eye injuries—and many of those happen while playing sports. **You can reduce the risk of hurting your eyes by at least 90%, just by wearing protective gear.** So not only will you be able to play harder and smarter, you'll be able to see while doing it. **Learn more at superspecs.org.**

playhard don't blink

superspecs

This work is funded either in whole or in part by a grant awarded by the Ohio Department of Health, Bureau of Maternal, Child and Family Health, Save Our Sight and as a sub-award of a grant issued by the Ohio Department of Health under the Save Our Sight program.

save our Sight
KEEPING KIDS' EYES HEALTHY

Ohio Ophthalmological Society

WE ARE THE OHIO HIGH SCHOOL ATHLETIC ASSOCIATION

OUR MISSION: To serve our member schools and enrich interscholastic opportunities for students.

Now in its 116th year, the Ohio High School Athletic Association is a non-profit service organization that regulates and administers interscholastic competition in a fair, consistent and impartial manner. The OHSAA currently has 818 high schools and 747 7th-8th grade schools, which represents over 350,000 students competing in 28 sanctioned sports (14 for boys and 14 for girls). Schools are volunteer members of the OHSAA. Regardless of the size of the school or whether the school is public or private, each member school has one vote on the bylaws and constitution of the OHSAA.

The OHSAA Board of Directors is charged with employing the administrative staff, approving sports regulations, and other duties. The Board of Directors is made up of members of the District Athletic Boards, which are elected to their positions. The OHSAA Executive Director and staff are charged with enforcing the regulations and promoting the purpose of interscholastic athletics. Among their duties are to answer questions from the member schools and make interpretations on the regulations, conduct tournaments, serve as educators by conducting meetings, clinics and workshops for officials, coaches, administrators and student-athletes, and manage the fiscal affairs of the association. There currently are 21 full-time employees at the OHSAA, with the office located in Columbus. The primary source of financial support comes from tournament ticket receipts.

350,000
STUDENT-ATHLETES

1,565
MEMBER SCHOOLS

818 high schools & 747 7th-8th grade schools

28
SANCTIONED SPORTS

The OHSAA is a member of the National Federation of State High School Associations, which consists of the 50 individual state high school athletic and/or activities associations and the association of the District of Columbia and nine Canadian organizations. Learn more about this collaboration at NFHS.org.

2023 Girls Score Sheet

SCHOOL	EVENTS																	TOTAL	PLACE
	1	3	5	7	9	11	13	15	17	19	21	23	25	27	29	31	33		

Tournament Scoring System

First-10, Second-8, Third-6, Fourth-5, Fifth-4, Sixth-3, Seventh-2, Eighth-1

2023 Boys Score Sheet

SCHOOL	EVENTS																	TOTAL	PLACE
	2	4	6	8	10	12	14	16	18	20	22	24	26	28	30	32	34		

Tournament Scoring System

First-10, Second-8, Third-6, Fourth-5, Fifth-4, Sixth-3, Seventh-2, Eighth-1

COMMON GROUND

— PARKING SERVICES —

OHIO OWNED

SPECIAL EVENT PARKING

Have a special event coming up and need someone to direct traffic? We are the company for you!

PARKING LOT STRIPING AND POWERWASHING

We offer a full line of services. From striping parking lots to power washing full size parking decks, we do it all.

PARKING MANAGEMENT

We will come in and manage your parking lots while handing all the outdoor maintenance.

GET A FREE ESTIMATE

WWW.COMMONGROUNDMGMT.COM

330-607-3316

OHIO APPLES

Family owned, Freshly grown

100+

Ohio orchards to visit

Endless number of recipes

50+ varieties of apples

Visit us at: ohioapples.com

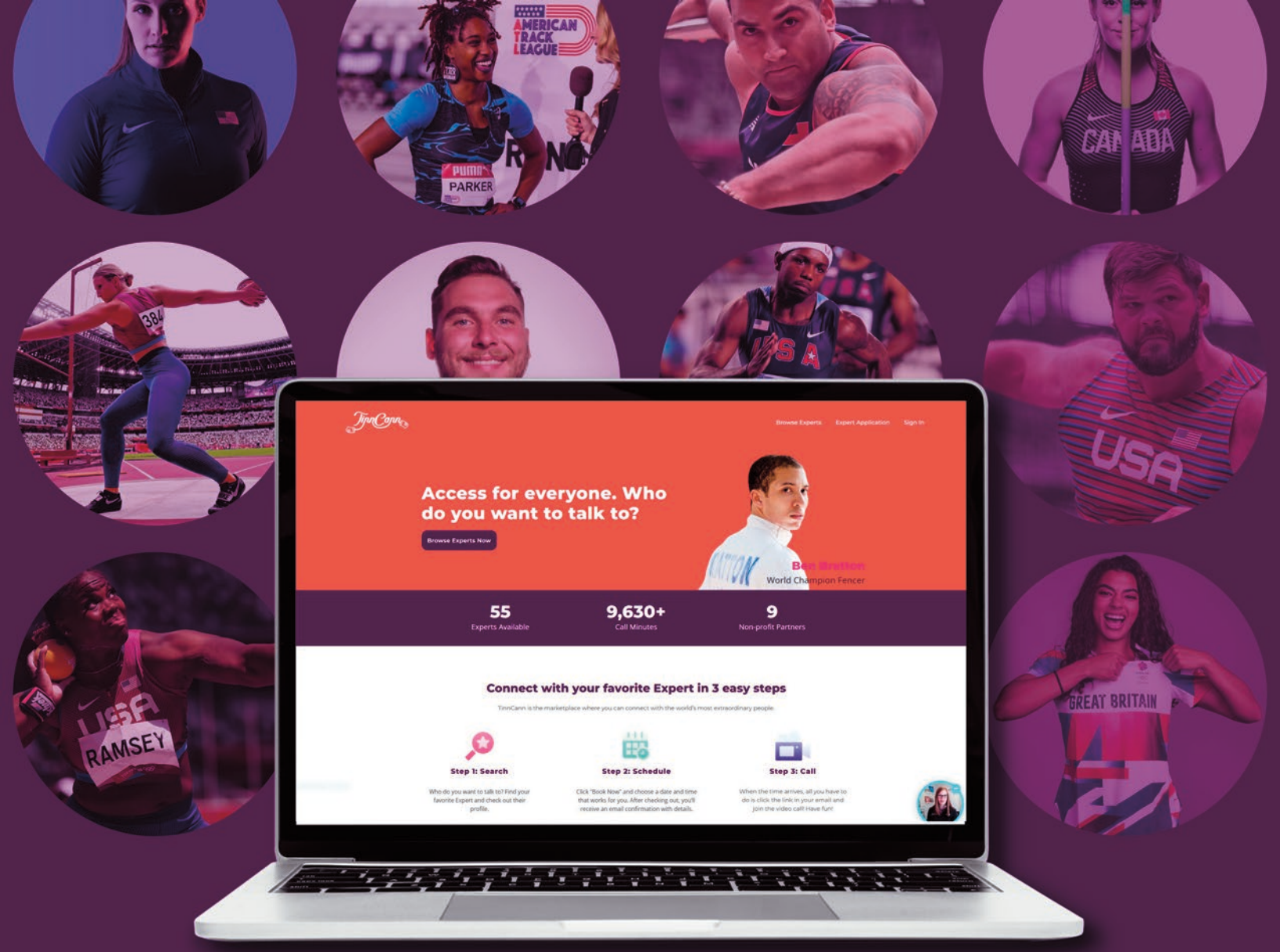

Introducing TinnCann

TinnCann gives every student a way to chat with the best of the best, from astronauts, to Olympic medalists, to Grammy-winning composers. And it gives those heroes a way to connect with the younger versions of themselves.

Whether you want help preparing for meets, navigating the college recruitment process, improving your form, or mastering your off-season routine, there is an Olympic Track & Field athlete on TinnCann who wants to talk to you!

Visit tinncann.com/browse for early access

CHALLENGE YOURSELF
IN THE OHIO ARMY NATIONAL GUARD

OHIO ARMY NATIONAL GUARD

- ☑ Part-Time Service
- ☑ Service To State & Nation
- ☑ Paid Job Skill Training
- ☑ Affordable Healthcare Insurance

Contact us
1-800-GO-GUARD
nationalguard.com/ohio

Upcoming OHSAA State Tournaments

SPRING 2023

» **BOYS TENNIS** – May 25-26 – The Ohio State University Tennis Center
» **BOYS VOLLEYBALL** – May 27-28 – Wittenberg University, Springfield
» **SOFTBALL** – June 1-3 – Firestone Stadium, Akron
» **TRACK & FIELD** – June 2-3 – Jesse Owens Memorial Stadium, Ohio State University
» **LACROSSE** – June 3 – Historic Crew Stadium, Columbus
» **BASEBALL** – June 8-10 – Canal Park, Akron

FALL 2023

» **GOLF (DIV. II & III)** – October 13-14 – Ohio State University Golf Club and NorthStar Golf Club, Sunbury (Boys Div. II)
» **GOLF (DIV. I)** – October 20-21 – Ohio State University Golf Club
» **GIRLS TENNIS** – October 20-21 – Lindner Family Tennis Center, Mason
» **7TH-8TH CROSS COUNTRY** – October 21 – Fortress Obetz and Memorial Park
» **FIELD HOCKEY** – November 2-4 – Thomas Worthington High School
» **CROSS COUNTRY** –November 4 – Fortress Obetz and Memorial Park
» **VOLLEYBALL** – November 9–11 – Nutter Center, Wright State University, Dayton
» **SOCCER** – November 10-11 – Lower.com Field, Columbus
» **FOOTBALL** – November 30-December 1 – Tom Benson Hall of Fame Stadium, Canton

WINTER 2024

» **SWIMMING & DIVING** – February 21-24 – C.T. Branin Natatorium, Canton
» **GYMNASTICS** – March 2-3 – Hilliard Bradley High School
» **BOWLING (DIV. II)** – March 3-4, HP Lanes, Columbus
» **WRESTLING** – March 8-10 – Schottenstein Center, Ohio State University
» **BOWLING (DIV. I)** – March 10-11, HP Lanes, Columbus
» **ICE HOCKEY** – March 10-12 – Nationwide Arena, Columbus
» **GIRLS BASKETBALL** – March 14-16 – University of Dayton Arena
» **BOYS BASKETBALL** – March 22-24 – University of Dayton Arena

www.OHSAA.org

@OHSAASports

Facebook.com/OHSAASports

www.OHSAA.org/Fan-Guide